



Puerto de Huelva



Autoridad Portuaria de Huelva

ANNUAL REPORT

20
23

LOGISTICS, INDUSTRIAL AND ENERGY NODE OF THE EUROPEAN ATLANTIC CORRIDOR



Content

01 PRESENTATION	5
02 THE PORT IN FIGURES	7
03 STATISTICAL REPORT	12
1. FINANCIAL STATEMENTS.....	13
1.1 Balance sheet at the year end (euros).....	13
1.2 Statement of source and application of funds for the year then ended.....	18
1.3 Profit and loss account for the year then ended.....	21
1.4 Change in working capital for the year then ended.....	24
2. TECHNICAL CHARACTERISTICS OF THE PORT	25
2.1 General Conditions	25
2.2 Facilities at the service of maritime trade.....	30
2.4 Installations for vessels	47
2.5 Mechanical land resources.....	48
2.6 Floating equipment	59
2.7 Land access and communications.....	61
2.8 Brief description of installations for specific traffic types	67
3. WORKS OR ACTIVITIES AUTHORISED FOR PRIVATE INDIVIDUALS	69
3.1 Works or activities authorised for private individuals.....	69
3.2 Works or activities authorised for private individuals. Degrees awarded in 2023	97
4. TRAFFIC STATISTICS	105
4.1 Passenger traffic.....	105
4.2 Vessels	107
4.3 Freight.....	115
4.4 Internal traffic.....	170
4.5 Supplies	177
4.6 Fish caught.....	177
4.7 Container traffic	178
4.8 General summary of maritime traffic.....	184
4.9 Land traffic	187

4.10 Graphs and historical series.....	188
5. USE OF THE PORT.....	203
5.1 Use of quays.....	203
5.2 Docks.....	205
5.3 Anchoring.....	205
5.4 Berths	205
5.5 Surface occupation.....	205
5.6 Ground mechanical means.....	206
5.7 Fork lifts.....	208
5.8 Conveyor belts.....	208
5.9 Loaders	208
5.10 Manoeuvring traction.....	208
5.11 Wagons	208
5.13 Weighbridges.....	208
5.14 Floating cranes	208
5.15 Tugs	209
5.16 Slipways	209
6. INVESTMENTS.....	210
6.1 Investments in progress or finished in 2023.....	210
6.2 Description of the most important investments.....	213
7. REGULAR SHIPPING LINES	219
04 SUSTAINABILITY REPORT	221
1. INSTITUTIONAL DIMENSION.....	222
1.1 Sustainability strategy.....	222
1.2 Functions and legal form	224
1.3 Governance and management quality.....	226
1.4 Infrastructure and capacity.....	235
1.5 Markets served	254
1.6 Services.....	263
1.7 Quality of service.....	272
1.8 Integration into the transport system. Sustainable mobility.....	277

1.9 Institutional communication	285
1.10 Trade promotion	296
1.11 Institutional commitments	298
2. ECONOMIC DIMENSION	304
2.1 Economic policy	304
2.2 Economic and financial situation	304
2.3 Level and structure of investments	312
2.4 Business and services	313
2.5 Economic and social impact	316
3. SOCIAL DIMENSION	319
3.1 Human resources policy.....	319
3.2 employment in the Port Authority.....	319
3.3 Internal communication and participation	320
3.4 Training.....	321
3.5 Staffing structure and equity.....	324
3.6 Health and safety at work.....	325
3.7 Employment and safety at work in the port community.....	332
3.8 Relations with the social environment	336
4. ENVIRONMENTAL DIMENSION.....	337
4.1 Environmental strategy.....	337
4.2 Environmental management	338
4.3 Air quality	341
4.4 Water quality	343
4.5 Noise	349
4.6 Waste management	350
4.7 Natural environment	354
4.8 Eco-efficiency.....	358
4.9 Port Community.....	361
5. LIST OF INDICATORS	362

01

PRESENTATION



Alberto Santana, president of the Huelva Port Authority.

2023 has been a very important year for the Port of Huelva, as we have celebrated the 150th anniversary, a milestone which has underlined the important role our port plays as an engine for the economic and social development of Huelva and the region. The new Strategic Plan for the Port of Huelva 2023 to 2030, with a vision to 2050, has been approved.

This brings to a close a stage in which the time horizon of the previous Strategic Plan 2012-2017 with a vision to 2022 has been fulfilled, achieving the objectives of consolidating and diversifying the business, increasing competitiveness, relations with the surrounding community and integration with the environment.

The new Strategic Plan with a vision to 2050 entails continuity with the previous one in its commitment to logistics, competitiveness, digitalisation and sustainability, it is also a roadmap to progress to become, as its vision envisages, an industrial and energy cluster with

added value, an intermodal and logistics hub, an environmentally, socially and economically sustainable port, a port integrated into its territory and a technological, innovative and knowledge port.

As an energy and industrial cluster, focused on promoting clean fuels, the current importance of the energy industry in our environment puts us in the major national decarbonisation strategies, such as hydrogen, methanol and green ammonia. In fact, several companies have already announced large-scale clean energy projects.

Moreover, the importance of environmental, economic and social sustainability, together with digitalisation, in the new plan, puts business and logistics issues on the same level as environmental, innovation and people issues.

In terms of port traffic volume, the financial year 2023 closed with a result of 30 million tonnes of

goods, with the stability of the solid bulk figures standing out, with a volume of 5.7 million tonnes, compared to the upward trend in general cargo, which recorded a volume of more than 1.4 million tonnes, an increase of 12.53%. In terms of container movements, more than 88,800 TEUs have been moved, 9.17% more than in the same period in the previous year.

According to these data, the Port of Huelva's commitment to diversifying its activity as an intermodal and logistics port is bearing fruit in the growth of conventional general cargo, roll-on/roll-off and containerised cargo, which is concentrated in the intermodal platform at the South Quay.

Together with these figures, the consolidation of the Port of Huelva's positioning as a node of the Atlantic Corridor of the Ten-T Network, a leader in connections with the Canary Islands, must be highlighted as a notable feature of 2023. On

the other hand, the recent launch of the Huelva-Casablanca-Spanish Mediterranean connection is also significant, in addition to the regular maritime connections between Huelva and northern Europe.

But if the past year has been characterised by one thing, it has been by the growing activity of the companies in the port community, which has resulted in a record for the granting of concessions and authorisations for public port space, after reaching the figure of 4.1 million square metres, distributed among the 300 companies that hold them.

We have also continued to make progress in bringing the Port closer to the city, through our Corporate Social Responsibility line, supporting social, cultural and sporting projects and also engaging in significant actions to remodel the port front in our aim to continue to connect the port with the citizens.




Puerto de Huelva

Autoridad Portuaria de Huelva

Annual Report 2023

2023

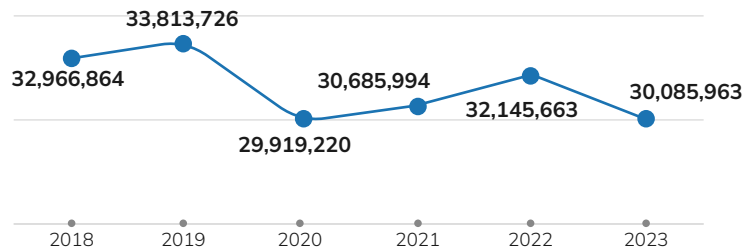
THE PORT IN FIGURES



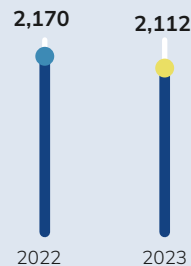
THE PORT IN FIGURES

7th Spanish port and 2nd in Andalusia in port traffic.

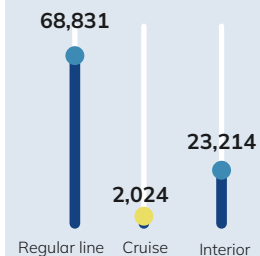
Freight traffic (Tm)



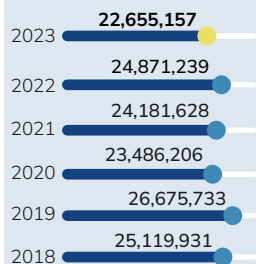
Vessel traffic



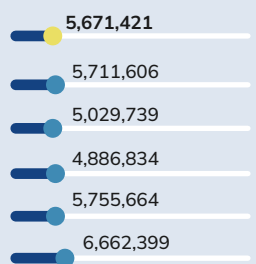
Passengers traffic




Liquid bulk (Tm)



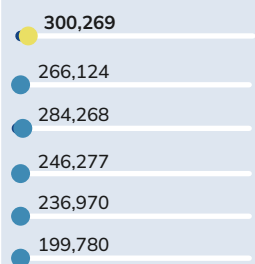
Solid bulk (Tm)



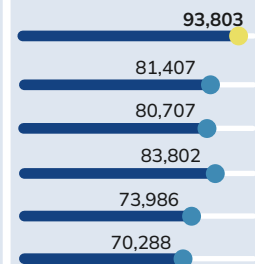
General cargo (Tm)



Others (Tm)

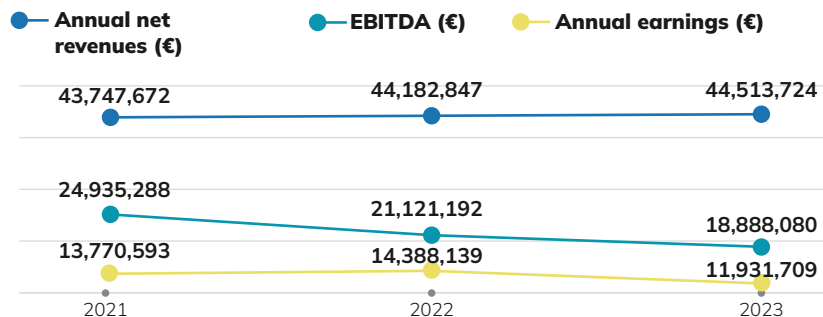


Containers¹ (TEUs)



1. Containers in transit included.

THE PORT IN FIGURES



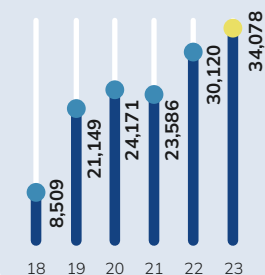
Indebtedness ratio

0%

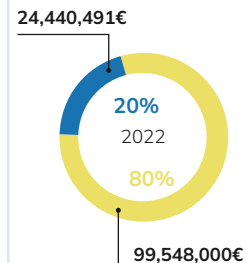
Revenues from concessions and authorisation/ANR

38.6%

Ro-ro traffic



Public and private investment

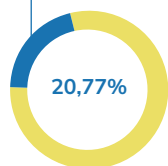


APH Workforce

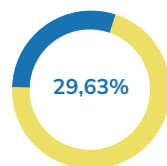
207

Personas

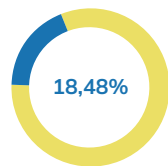
Women



Women outside the collective agreement



Women within the collective agreement



Marpol V. Removal of solid waste from vessels

5,243.32 m³

Marpol I. Removal of liquid waste from vessels

5,417.24 m³

Training effort

15,570

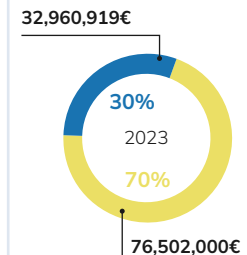
training hours

1,005

participants

37

training actions



Cooperation with Huelva, Palos and surrounding areas

157

co-funded projects of social, sports, cultural and educational nature.

Collaboration with **103** entities in Huelva and its surroundings.

THE PORT IN FIGURES

30 millions Tm

7th port of Spain.



1st industrial site
in Andalusia and
2nd in Spain.



22.6 millions Tm

3rd port of the Spanish
port system in liquid
bulk.



5.7 millions Tm

5th port in solid bulk.



19

Monobouy and
berth mooring
points.



Fuel bunker
barge.



+2.3 km

Solid bulk wharf.



750 m

Port rail
terminal.



55,000 m²

Container
terminal.



53,625 m²

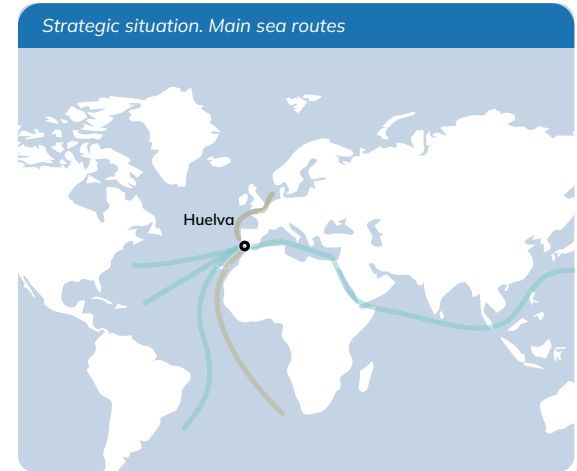
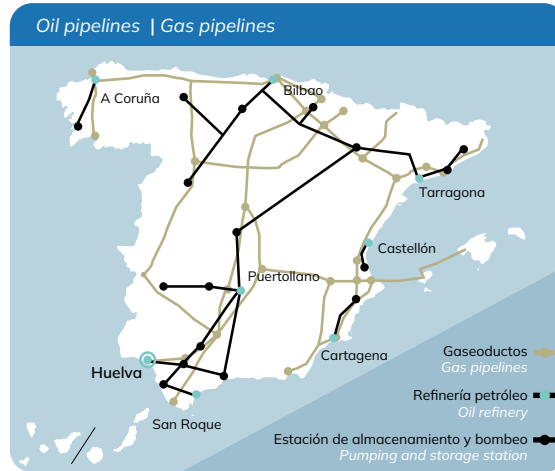
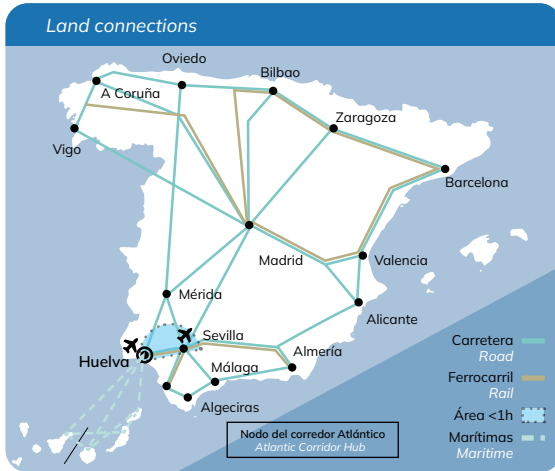
RO-RO parking.



Member of the
Andalusian
Logistics Network.



THE PORT IN FIGURES





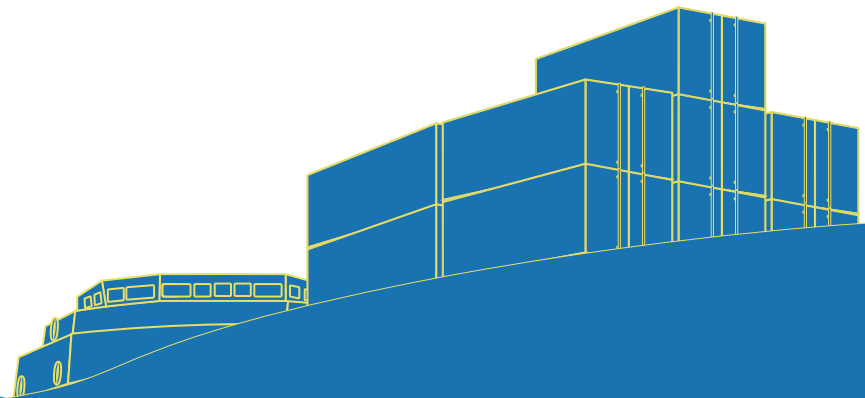
Puerto de Huelva

Autoridad Portuaria de Huelva

Annual Report 2023

03

STATISTICAL REPORT





FINANCIAL STATEMENTS

1.1 Balance sheet at the year end (euros)

ASSETS	2023	2022
A) Non current assets	547,269,976.86	553,175,627.72
I. Intangible assets	4,227,111.85	4,925,568.34
1. Industrial property and intangible assets	3,130,923.17	3,514,301.57
2. Computer applications/software	1,096,188.68	1,411,266.77
3. Advances for intangible assets	-	-
II. Tangible assets	432,087,329.93	414,364,616.05
1. Land and natural resources	160,555,572.23	152,913,454.13
2. Buildings	227,190,159.21	202,409,187.75
3. Equipment and technical installations	120,772.36	141,360.20
4. Assets under construction and advances	42,813,569.08	57,104,491.32
5. Other fixed assets	1,407,257.05	1,796,122.65
III. Property investments	97,950,643.19	99,683,389.35
1. Land	70,552,934.10	70,552,934.10
2. Buildings	27,397,709.09	29,130,455.25

ASSETS	2023	2022
IV. Long-term investments in group and associated companies	2,608,823.54	2,682,411.77
1. Equity instruments	-	-
2. Loans to companies	2,608,823.54	2,682,411.77
V. Long-term financial investments	2,450,840.36	25,347,280.53
1. Equity instruments	-	-
2. Loans to third parties	262,790.63	225,296.31
3. Public Administrations, official grants pending receipt	-	-
4. Other financial assets	2,188,049.73	25,121,984.22
VI. Deferred tax assets	7,945,227.99	6,172,361.68
VII. Non-current trade debtors	0.00	0.00
B) Current assets	142,314,446.37	122,930,463.42
I. Non-current assets held for sale	-	-
II. Stocks	433,901.34	348,789.56
III. Trade debtors and other receivables	10,697,365.78	15,586,350.63
1. Customers for sales and provision of services	5,418,250.92	6,572,041.60
2. Customers and debtors, group and associated companies		945,835.98
3. Sundry debtors	9,610.23	11,876.43
4. Public Administrations, official grants pending receipt	-	-
5. Other credits with Public Administrations	5,269,504.63	8,056,596.62

ASSETS	2023	2022
IV. Short-term investments in group and associated companies	78,239.54	46,400.89
V. Short-term financial investments	118,831,397.95	97,775,303.35
1. Equity instruments	-	-
2. Loans to companies	-	-
3. Other financial assets	118,831,397.95	97,775,303.35
VI. Timing differences	14,999.00	-
VII. Cash and cash equivalents	12,258,542.76	9,173,618.99
1. Cash	12,258,542.76	9,173,618.99
2. Cash equivalents	-	-
Total Assets (A+B)	689,584,423.23	676,106,091.14
EQUITY AND LIABILITIES	2023	2022
A) EQUITY	661,024,487.08	646,730,901.95
A-1) Own funds	608,508,251.45	596,576,542.21
I. Equity	283,133,238.36	283,133,238.36
II. Retained earnings	313,443,303.85	299,055,164.15
III. Profit / (loss) for the year	11,931,709.24	14,388,139.70
A-2) Adjustments for changes in value	-	-
I. Financial assets at fair value with changes in equity	-	-
II. Hedging transactions	-	-

EQUITY AND LIABILITIES	2023	2022
III. Others	-	-
A-3) Subsidies, donations and bequests received	52,516,235.63	50,154,359.74
B) NON CURRENT LIABILITIES	21,790,181.91	20,558,723.27
I. Long-term provisions	-	-
1. Liabilities for long-term staff benefits	-	-
2. Provisions for liabilities	-	-
3. Other provisions	-	-
II. Long-term debt	7,705,684.40	7,639,805.18
1. Debts with credit institutions	-	-
2. Long-term asset suppliers	-	-
3. Other debts	7,705,684.40	7,639,805.18
III. Long-term debts with group and associated companies	-	-
IV. Deferred tax liabilities	14,084,497.51	12,918,918.09
V. Long-term accruals	-	-
C) Current liabilities	6,769,754.24	8,816,465.92
II. Short-term provisions	565,012.15	571,182.40

EQUITY AND LIABILITIES	2023	2022
III. Short-term debts	1,606,502.47	851,777.61
1. Debts with credit institutions	-	-
2. Short-term suppliers of assets	83,054.54	200,599.17
3. Other financial liabilities	1,523,447.93	651,178.44
IV. Short-term debts with group and associated companies	15,280.58	1,002,795.45
V. Trade creditors and other payables	4,582,959.04	6,390,710.46
1. Creditors and other payables	4,023,114.36	4,138,268.76
2. Public Administrations, advances on grants	-	1,550,000.00
3. Other debts with Public Administrations	559,844.68	702,441.70
VI. Timing differences	-	-
TOTAL EQUITY AND LIABILITIES (A+B+C)	689,584,423.23	676,106,091.14

1.2 Statement of source and application of funds for the year then ended (euros)

Resources generated	2023	2022
PROFIT/(LOSS) FOR THE YEAR	11,931,709.24	14,388,139.70
1. Inter-port compensation fund received (-)	(286,000.00)	(257,000.00)
2. Inter-port compensation fund provided (+)	1,382,000.00	1,143,000.00
3. Amortisation/depreciation of intangible and tangible assets and property investments (+) (P&L)	17,631,607.45	16,592,108.96
4. Valuation adjustments for impairment of non-current assets (+/-) (Tables 1, 2.4, 3, 4 and 5)	-	-
5. Allocation/Excess of provisions for risks and expenses (+/-) (Table 7a)	-	-
6. Results from disposals of assets (+/-) (P&L)	(857.33)	(4,147,783.20)
7. Reclassification to intangible and tangible assets and property investments. (+/-) (Tables 1, 2, 2.4 and 3)	37,800.00	80,729.00
8. Allocation to profit and loss of grants, donations and bequests (Table 6) (-)	(5,688,926.72)	(5,744,237.46)
9. Allocation to profit and loss of advances received for long-term sales or services provided (Table 8) (-)	-	-
10. Incorporation of financial expenses to assets (Tables 1 and 2.1) (-)	-	-
11. Change in fair value of financial instruments (+/-) (Tables 4a, 4b and 8)	-	-
12. Income and expenditure from financial updates (+/-) (Tables 4a, 4b, 5 and 8)	-	-
13. Income from OPPE for payment of principal and interest on tariff disputes (Table 13)	-	(948,541.72)
14. Other adjustments (+/-)	-	-
RESOURCES FROM OPERATIONS	25,007,332.64	21,106,415.28

SOURCES	2023	2022
1. Resources from operations	25,007,332.64	21,106,415.28
2. Increases in equity	-	-
3. Inter-port compensation fund received	286,000.00	257,000.00
4. Subsidies	9,216,382.03	418,275.36
a) Grants	9,216,382.03	115,792.03
b) Other grants	-	-
c) Income from the reversal of grants	-	302,483.33
5. Additions of non-current liabilities	149,695.08	257,788.46
a) Long-term debts with credit institutions	-	-
b) Long-term debts with asset suppliers	149,695.08	257,788.46
c) Long-term debts with group and associated companies and others	-	-
d) Long-term debts due to loans received from the FFATP	-	-
e) Advances received for sales or the provision of services	-	-
6. Derecognition of non-current assets	29,219,733.75	64,810,247.82
a) Disposal of tangible and intangible assets	857.33	4,603,577.00
b) Disposal of property investments	-	3,321.69
c) Disposal of equity instruments	-	-
d) Disposal of non-current assets held for sale	-	-
e) Cancellation or transfer to short-term of long-term grants receivable	-	-
f) Cancellation or transfer to short-term of other long-term financial investments to FFATP	73,588.23	45,058.82
g) Cancellation or transfer to short-term of other long-term financial investments	29,145,288.19	60,158,290.31
h) Transfer of assets to other public bodies	-	-
7. Other sources	-	945,220.03
TOTAL SOURCES	63,879,143.50	87,794,946.95

APPLICATIONS	2023	2022
1. Additions of non-current assets	40,982,633.01	83,251,980.00
a) Acquisitions of tangible and intangible assets and property investments	32,960,918.68	24,440,491.22
Intangible assets	9,748.00	14,437.93
Tangible assets	32,908,136.43	24,426,053.29
Property investments	43,034.25	-
b) Acquisitions of financial assets	8,021,714.33	58,509,005.45
Investments in equity instruments	-	-
Long-term official grants receivable	-	-
Long-term loans granted to the Accessibility Fund	-	1,499,000.00
Other financial investments	8,021,714.33	57,010,005.45
c) Assets for reversed grants	-	302,483.33
d) Transfer of assets from other public bodies	-	-
2. Reductions of equity	-	-
3. Inter-port compensation fund provided	1,382,000.00	1,143,000.00
4. Derecognition of non-current liabilities	83,815.86	172,281.89
a) Cancellation or transfer to short-term of debts with credit institutions	-	-
b) Cancellation or transfer to short-term of debts with asset suppliers	83,815.86	172,281.89
c) Cancellation or transfer to short-term of debts with group and associated companies and others	-	-
d) Short-term cancellation/transfer of long-term debts for loans received from FFATP	-	-
e) Cancellation or transfer to short-term of long-term timing differences	-	-
f) Application and transfer to short-term of long-term provisions	0.00	-
5. Other applications	-	-
TOTAL APPLICATIONS	42,448,448.87	84,567,261.89

CHANGE IN WORKING CAPITAL	21,430,694.63	3,227,685.06
Working capital at start of year	114,113,997.50	110,886,312.44
Change in working capital	21,430,694.63	3,227,685.06
Working capital at end of year	135,544,692.13	114,113,997.50

1.3 Profit and loss account for the year then ended (euros)

	(Debit) / Credit	
	2023	2022
1. Net turnover	44,513,724.43	44,182,847.88
A. A. Port charges	40,132,309.53	39,800,112.13
a) Occupation charges	10,513,192.86	10,273,519.90
b) Usage charges	24,008,267.79	23,436,381.51
1. Charge for vessel (T1)	10,491,303.13	9,989,714.75
2. Charges for sports and recreational craft (T5)	20,259.00	19,937.40
3. Charge for passengers (T2)	135,935.64	133,656.45
4. Charge for freight (T3)	13,135,505.42	13,020,583.54
5. Charge for fresh fish (T4)	37,748.08	38,986.98
6. Charge for special use of the transit zone (T6)	187,516.52	233,502.39
c) Charge for activity	5,281,413.70	5,724,502.97
d) Charge for navigational aids	329,435.18	365,707.75
B. Other business income	4,381,414.90	4,382,735.75
a) Additional amounts to charges	252,203.22	252,590.97
b) Fees and others	4,129,211.68	4,130,144.78
3. Work carried out by the company for its assets	-	-

	(Debit) / Credit	
	2023	2022
5. Other operating income	2,647,317.13	3,132,802.54
a) Sundry and other current operating income	1,158,923.29	1,733,384.69
b) Operating subsidies incorporated into the results of the year	67,528.37	4,018.58
c) Income transferred to the profit and loss for reversed grants	1,134,865.47	1,138,399.27
d) Inter-port compensation fund received	286,000.00	257,000.00
6. Staff costs	(10,355,940.21)	(9,859,207.21)
a) Wages, salaries and similar	(7,472,267.71)	(7,191,995.03)
b) Compensation	-	-
c) Social charges	(2,889,342.08)	(2,667,376.20)
d) Provisions	5,669.58	164.02
7. Other operating costs	(17,922,920.16)	(16,336,110.59)
a) Outside services	(11,969,109.69)	(12,851,013.52)
1. Repairs and maintenance	(6,188,176.31)	(5,823,483.34)
2. Independent professional services	(726,170.46)	(945,630.25)
3. Supplies and consumption	(1,389,117.08)	(2,155,780.76)
4. Other external services	(3,665,645.84)	(3,926,119.17)
b) Taxes	(2,105,550.87)	(2,296,937.39)
c) Losses, impairment and changes in operating provisions	(142,177.37)	2,203,976.07
d) Other current operating expenses	(732,077.74)	(676,832.39)
e) Contribution to State Ports Article 19.1.b) TRLPEDM	(1,592,004.49)	(1,572,303.36)
f) Inter-port compensation fund provided	(1,382,000.00)	(1,143,000.00)
8. Amortisation and depreciation of assets	(17,631,607.45)	(16,592,108.96)
9. Allocation of grants of non-financial fixed assets and others	4,554,061.25	4,605,838.19
10. Excess provisions	5,898.57	859.33

	(Debit) / Credit	
	2023	2022
11. Impairment and losses on disposal of fixed assets	857.33	4,147,783.20
a) Impairment and losses	-	-
b) Profit / (loss) on disposals and others	857.33	4,147,783.20
Other profits	-	877,434.52
a) Extraordinary income	-	877,434.52
b) Extraordinary expenses	-	-
A.1. EXTRAORDINARY EXPENSES (1+3+5+6+7+8+9+10+11)	5,811,390.89	14,160,138.90
12. Financial income	4,394,423.14	441,394.63
a) From holdings in equity instruments	-	-
b) From securities and other financial instruments	4,394,423.14	441,394.63
c) Incorporation of financial expenses into assets	-	-
13. Financial expenses	(46,971.10)	(21,598.79)
a) For debts with third parties	(46,971.10)	(21,598.79)
b) For updating provisions	-	-
14. Change in fair value on financial instruments	-	-
16. Impairment and gains or losses on disposals of financial instruments	-	-
a) Impairment and losses	-	-
b) Profit / (loss) on disposals and others	-	-
A.2. FINANCIAL PROFIT/ (LOSS) (12+13+14+16)	4,347,452.04	419,795.84
A.3. PRE-TAX PROFIT / (LOSS) (A.1+A.2)	10,158,842.93	14,579,934.74
17. Income tax	1,772,866.31	(191,795.04)
A.4. PROFIT / (LOSS) FOR THE YEAR (A.3+17)	11,931,709.24	14,388,139.70

1.4 Change in working capital for the year then ended

CONCEPT	2023	2022
1. Stocks	85,111.8	-12,416.4
2. Trade debtors and other receivables	-4,888,984.9	1,929,347.4
3. Short-term investments in group and associated companies	31,838.7	23,871.5
4. Short-term financial investments	21,056,094.6	27,267,503.4
5. Cash and cash equivalents	3,084,923.8	-27,694,014.4
6. Short-term provisions	6,170.3	286,923.4
7. Short-term debts	-754,724.9	3,412,216.9
8. Short-term debts with group and associated companies	987,514.9	-1,002,544.9
9. Trade creditors and other payables	1,807,751.4	-983,201.7
10. Timing differences	14,999.0	0.0
Total Change in Working Capital (*)	21,430,694.63	3,227,685.06

(*) Working capital is considered to be current assets, excluding non-current assets held for sale, less current liabilities.

02 TECHNICAL CHARACTERISTICS OF THE PORT

2.1 General Conditions

2.1.1 Location

Location	
Longitude	6° 49' 32.8" W (Greenwich)
Latitude	37° 8' 6,6" N

2.1.2 Wind system

Wind system	
Prevailing	NW
Predominant	SW

2.1.3 Storm system

Storm system	
Significant maximum wave height (Hs MAX)	4.42
Peak wave period (Tp) linked to Hs MAX	12.11
Mean wave direction (Dir) linked to Hs MAX	208

2.1.4 Level of the sea

Level of the sea	
Maximum tidal range recorded during the year *	3.6
Minimum low tide recorded during the year with respect to port zero *	0.18
Minimum low tide recorded during the year compared to port zero *	4.00

* Data from the latest recorded year, 2022

2.1.5 Entrance

2.1.5.1 Entry channel

Entry channel	
Orientation	339°
Width	200 to 300 m
Length	22,000 m
Water depth at M.L.W.S	13 m*
Nature of the seabed	Sand and sludge

* The project draft is updated with the bathymetries that are being carried out in the port.

2.1.5.2 Entry access

Entry access	
Orientation	339°
Width	300 m
Draught at M.L.W.S	13 m*
Maximum recorded current	5 knots

* Draft of the project.

2.1.5.3 Use of tugs for entry and exit

In accordance with the current Rules for Entry, Exit, Docking and Undocking at the Port of Huelva, published in the Official Gazette of the Province of Huelva No. 201 on October 23, 2006, the mandatory use of tugs in normal conditions is dependent on the length of the vessel and the nature of the freight, rather than the value of its GT.

Thus, the attendance of tugs will be mandatory when it comes to manoeuvring vessels of more than 90 m in length, carrying hazardous freight classified under classes 1, 2, 3 or 4 of the IMDG Code, those included in Article 15 of Royal Decree 145/89, approving the National Regulations for the Admission, Handling and Storage of Hazardous Freight in Ports, and substances not included in the sections above, which are considered hydrocarbons as defined in Article 1.2 of Royal Decree 253/2004, of February 13, establishing measures to prevent and combat pollution in the loading, unloading and handling of hydrocarbons in the maritime and port environment.

2.1.5.4 Largest vessels to have entered in the last year

Features	Greatest length		Greatest draught	
	Area 1	Area 2	Area 1	Area 2
Name	LNG LAGOS II	EVER GLOBE	JY RIVER	NORDIC SPACE
Nationality	BERMUDAS	PANAMA	LIBERIA	CAYMAN ISLANDS
Gross tonnage (G.T.)	115,995	219,775	43,968	81,721
Dead weight tonnage (D.W.T.)	99025	198937	81161	157587
Length	299.5	399.98	229	277
Draught	12.97	16	14.45	17.17
Type	Transport of liquefied gas	Container Ship	Bulk Carrier	Oil Tanker
Real entry or exit draught	11.8	15.2	13.15	16.1

2.1.6 Flotation surface area (Ha)

2.1.6.1 Area I

Location	Outer harbour	Docks			Total
		Commercial	Fishing	Others	
Entry channel	366.70				366.70
Outer dock		379.90			379.90
Inner dock		239.50	16.50	5.20	261.20
Others				1,084.31	1,084.31
Total Area I	366.70	619.40	16.50	1,089.51	2,092.11

2.1.6.2 Area II

Location	Access	Anchorage area	Others	Total
Crude oil terminal buoy			113.00	113,00
Others		2,639.00	9,994.30	12,633.30
Total Area II		2,639.00	10,107.30	12,746.30

2.2 Facilities at the service of maritime trade

2.2.1 Quays and berths

2.2.1.1 Classification by docks

Service	Length (m)	Draught (m)	Width(m)	Used for
For Service				
Ingeniero Juan Gonzalo Quay	942	13.00	230	General freight and bulk materials
Ciudad de Palos Quay	492	13.00	320	General freight and bulk materials
Levante South Quay	400	8.00	80	General freight and passengers
Levante Centre Quay	90	8.00	80	Local passengers and auxiliary
Levante North Quay	710	8.00	80	Fishing and inner traffic
Arenillas Tower Oil Tanker Quay	460	12.60		Bulk liquid (2 berths)
Ore Quay	374	13.00	50	General freight and bulk materials
South Quay	750	13.00	300	Passengers, general freight, RO-RO and containers
Tharsis Quay	280	-	-	Out of service
Mooring buoys - North	200	7.00	-	
Mooring buoys - Centre	200	6.00	-	
Mooring buoys - South	150	5.00	-	
TOTAL FOR SERVICE	5,048			

Service	Length (m)	Draught (m)	Width(m)	Used for
Private				
New Huelva Shipyard Quay	337.0	-	-	Weapons, repairs and scrap
Riotinto quay	390.0	-	-	Out of service
Fertiberia, S.L. (Phosphoric acid/compounds) jetty	180.0	8.10	-	Bulk liquid
Atlantic Copper, S.L.U. jetty North	140.0	6.50	-	Bulk liquids
Fertiberia, S.L. (Fertiliser) jetty	150.0	8.10	-	Bulk liquids and solids
Impala Terminal	550.0	14.00	-	Bulk solids
Levantino-Aragonesa de Tránsitos, S.A.	120.0	9.70	-	Bulk liquids
Atlantic Copper, S.L.U TNP 1 jetty	175.0	10.00	-	Bulk liquids
Atlantic Copper, S.L.U. jetty TNP 2	159.0	8.00	-	Bulk liquids
Saltés quay	200.0	5.50	-	Weapons, repairs and scrap
Reina Sofía E de CEPSA jetty	190.0	10.00	-	Bulk liquids
Reina Sofía C de CEPSA jetty	128.0	8.50	-	Bulk liquids
Reina Sofía W de CEPSA jetty	150.0	9.00	-	Bulk liquids
Reina Sofía 4° CEPSA BERTH jetty	210.0	12.60	-	Bulk liquids
Enagas, S.A. jetty	304.5	12.00	-	Bulk liquids
Decal North jetty	210.0	11.50	-	Bulk liquids
Decal South jetty	210.0	12.50	-	Bulk liquids
Decal-South 2 jetty	188.0	13.30	-	Bulk liquids
Royal Maritime Club of Huelva	16.0	2.00	-	Various

Service	Length (m)	Draught (m)	Width(m)	Used for
La Rábida quay	20.0	2.00	-	Auxiliary (1 berth)
Single buoy	275.0	16.50	-	Bulk liquids
TOTAL FOR INDIVIDUALS	4,302.5			
TOTAL	9,350.5			

2.2.1.2 Classification by uses and draught

Usage	Linear metres with draught "C" (m)					C<4
	C ≥ 12	12 > C ≥ 10	10 > C ≥ 8	8 > C ≥ 6	6 > C ≥ 4	
Service						
Commercial docks						
General conventional freight		-	-		-	-
Containers	-		-	-	-	-
RO-RO berths	-		-	-	-	-
Bulk solids without special installation	-	-	-	-	-	-
Bulk solids via special installation	-	-	-	-	-	-
Bulk liquids	460	-	-	-	-	460
Multi-purpose	2,558	-	-	400	-	2,958
Passengers	-	-	-	90	-	90
Other quays						
Fishing	-	-	-	710	-	710
Weapons, repairs and scrap	-	-	-	-	-	-

Usage	Linear metres with draught "C" (m)						C<4
	C ≥ 12	12 > C ≥ 10	10 > C ≥ 8	8 > C ≥ 6	6 > C ≥ 4	Total	
Service buoys				400	150	550	
Various	-	-	-	-	280	280	-
TOTAL FOR SERVICE	3,018	-	-	1,600	430	5,048	-
Private							
Commercial docks							
General conventional freight	-	-	-	-	-	-	-
Containers	-	-	-	-	-	-	-
RO-RO berths	-	-	-	-	-	-	-
Bulk solids without special installation	-	-	-	-	-	-	-
Bulk solids via special installation	550	-	150	-	-	700	-
Bulk liquids	1,119	575	737	140	-	2,571	-
Multi-purpose	-	-	-	-	-	-	-
Passengers	-	-	-	-	-	-	-
Other quays							
Fishing	-	-	-	-	-	-	-
Weapons, repairs and scrap	-	-	-	-	337	337	-
Various	-	-	-	-	590	590	28
TOTAL FOR PRIVATE	1,669	575	887	140	927	4,198	28
TOTAL FOR SERVICE AND PRIVATE	4,687	575	887	1,740	1,357	9,246	28

2.2.2 Land and storage areas (m²)

Dock	Designation	Warehouses			Roads	Others	Total
		Uncovered	Covered and open	Closed			
	North Fishing Industrial Estate				53,878	217,656	271,534
	Concessions					131,323	
	Others					86,332	
	Communications and services				53,878		
Levante	Levante quay and surroundings	29,690		2,760	74,240	172,560	279,250
	Warehouse 1			1,560			
	Warehouse 2			1,200			
	Storage Area	29,690					
	Concessions					29,596	
	Others					142,965	
	Communications and services				74,240		
	Cross streets and Punta del Sebo				675,294	2,481,476	3,156,769
	Concessions					1,348,458	
	Others					1,133,017	
	Communications and services				675,294		
	Outer Port	669,063		235,519	366,265	2,761,218	4,032,065
Muelle de Minerales							
	Storage Area	11,846					
Ciudad de Palos							
	Storage Area	109,459					

Dock	Designation	Warehouses			Roads	Others	Total
		Uncovered	Covered and open	Closed			
Ing. Juan Gonzalo				16,720			
Warehouse 1				3,600			
Warehouse 2				4,760			
Warehouse 3				3,600			
Warehouse 4				4,760			
Storage Area		183,830					
Atlantic Copper, S.L.U.(C-1187 and C-1348)				14,895			
Bergé Marítima, S.L. (C-1409)		17,570		17,570			
ImpalaTerminals Huelva, S.L.U. (C-1309)		101,913		48,143			
South Quay							
Storage area		170,773					
Yilport Huelva, S.L.		54,697.6					
	Outer port (outside the docks)						
	Algeposa Huelva, S.L. (C-1151)			55,623			
	Servimad (C-968)			10,947			
	Bergé Marítima, S.L.(C-1144 y C-1045)			28,667			
	García-Munté Energía, S.L. (C-1750)	32,948					
	Congrasur (C-1048)			7,155			

Dock	Designation	Warehouses			Roads	Others	Total
		Uncovered	Covered and open	Closed			
	Bergé Marítima, S.L.(C-1210)			9,451			
	Aridos Anfersa, S.L.(C-1501)			9,627			
	Congrasur (A01631)	9,035					
	García-Munté Energía S.L. (A01600)	15,000					
	Bergé Marítima, S.L. (A-1754)	9,289					
	Servimad (A-1768)	5,000					
	Subproductos y Minerales, S.A. (A-1730)	2,400					
	Concessions					1,331,622	
	Others					1,429,596	
	Communications and services				366,265		
	Marismas del Odiel				224,316	5,801,597	6,025,913
	Concessions					203,196	
	Others					5,598,400	
	Communications and services				224,316		
	Marismas del Tinto				501,937	3,554,087	4,056,024
	Concessions					116,111	
	Others					3,437,975	
	Communications and services				501,937		
		698,753		238,279	1,895,929	14,988,593	17,821,554

2.2.3 Cold stores and ice factories

Location	Description	Owner	Storage capacity (m ³)	Comments
Joaquín Turina Street, 1 (Fco. Montenegro Avenue)	Refrigerated warehouse	Alquileres Raiseber, S.L.	9,000	Storage from -18° to -20°. Various
Pesquero Norte Industrial Estate	Refrigerated warehouse	Expromar, S.A.	2,400	Storage: -18°. Various
Pesquero Norte Industrial Estate	Ice factory	Hielos Costa de la Luz	750	In operation
Pesquero Norte Industrial Estate	Refrigerated warehouse	Baltimar		
South Quay	Refrigerated warehouse	Yilport	256 plugs	These plugs are for the reefer

2.2.4 Maritime terminals

Location	Owner	Traffic	Surface area (m ²)
South Quay	Balearia Eurolíneas Marítimas, S.A.	Huelva - Canary Islands	86.00
South Quay	Naviera Armas, S.A.	Huelva - Canary Islands	90.00

2.2.5 Fishing installations

Type of installation	Location	Surface area m ²
Fish market	Levante Quay	2,280.92
Warehouse	Pesquero Norte Industrial Estate	1,620
Fishers, shipowner's warehouses or sheds	Pesquero Norte Industrial Estate	4,860
Fish preparation and packaging warehouse	Pesquero Norte Industrial Estate	20,314.00

2.2.6 Buildings and installations for public use

Location	Owner	Use	Characteristics
Levante North Quay	A.P.H.	Fish Auction Logistic Hub	2,000 m ² on 1 st floor
Real Sociedad Colombina Onubense Avenue	A.P.H.	A.P.H. Main office	2,460 m ² on 3 floors
Hispanoamérica Avenue	A.P.H.	Transformer Centre (Lighting and Housing)	100 KVA housing 125 KVA lighting
Hispanoamérica Avenue	A.P.H.	Parking facilities	413.96 m ² with 142 parking spots
Hispanoamérica Avenue and Sanlúcar de Barrameda Street	A.P.H.	A.P.H. offices, Harbourmaster's Office, Port Services Control Centre, SASEMAR, The Port of Huelva Stevedoring Society, Civil Guard, Health Control at Borders	2,689.26 m ² on 3 floors (3 buildings)
Levante Quay	A.P.H.	Puerto del Príncipe parking facilities	576 m ² with 197 parking spots
Levante Quay	A.P.H.	Nº2 Transformer Centre North	630 KVA
Levante Quay	A.P.H.	Huelvaport	16.70 m ²
Levante Quay	A.P.H.	Commercial Department Office	223.30 m ²
Levante Quay	A.P.H.	Office of the Storage, Facilities and Ground Operations Division	240 m ² on 2 floors
Levante Quay	A.P.H.	Customs Unit	72 m ² on 1 floor
Levante Quay	A.P.H.	Guardia Civil Control Post	11.95 m ²
Levante Quay	A.P.H.	Guardia Civil Control Post Parking facilities	427.03 m ² with 146 parking spots
Levante Quay	A.P.H.	Premises (3) of the maritime service of the State Tax Administration Agency	48.8 m ²
Levante Quay	A.P.H.	Premises (4) of the General Directorate of the Civil Guard	65.07 m ²
Levante Quay	A.P.H.	Transformer Centre nº1 South	630 KVA
Hispanoamérica Avenue	A.P.H.	Port parking facilities	665 on 1 floor

Location	Owner	Use	Characteristics
Hispanoamérica Avenue	A.P.H.	Port of Huelva Reception and Documentation Centre	875 m ² on 1 floor
Fco. Montenegro Avenue	A.P.H.	La Ría Promenade Parking facilities	732.78 m ² perpendicular with 251 parking spots 466.68 m ² with 90 parallel spots
Fco. Montenegro Avenue	A.P.H.	La Ría Promenade	81,525 m ² promenade
Fco. Montenegro Avenue	A.P.H.	Paseo de la Ría bathrooms	134,20 m ² 10 plant modules (13,42 m ²)
Fco. Montenegro Avenue	A.P.H.	Parking facilities	75.49 m ² with 26 parking spots
Fco. Montenegro Avenue	A.P.H.	Parking facilities Fertiberia	425.06 m ² with 146 parking spots
Fco. Montenegro Avenue	A.P.H.	Real Club Marítimo parking facilities	196.62 m ² with 67 perpendicular parking spots and 70.21 m ² with 14 parallel parking spots
Fco. Montenegro Avenue	A.P.H.	Colón Parking facilities	105.12 m ² with 36 parking spots
Fco. Montenegro Avenue	A.P.H.	Térmica Parking facilities	78.06 m ²
Oil Tanker Quay	A.P.H.	Civil Guard Control Post	6.63 m ²
Oil Tanker Quay	A.P.H.	Transformer Centre	100 KVA
Oil Tanker Quay	A.P.H.	Parking facilities	122.14 m ² with 42 perpendicular parking spots and 28 for trucks
Arenillas Tower	A.P.H.	Central Control Tower	800 m ² on 4 floors
Arenillas Tower	A.P.H.	Treatment plant	1,500 m ² for storage 555 m ² warehouse
Ciudad de Palos Quay	A.P.H.	Transformer Centre n°5 y n°6	n° 5 630 KVA strength n° 5 250 KVA lightning n° 6 630 KVA
Minerales Quay	A.P.H.	Transformer Centre	160 KVA lightning 800 KVA strength
Isla Saltés Quay	A.P.H.	Transformer Centre	100 KVA

Location	Owner	Use	Characteristics
Ingeniero Juan Gonzalo Quay	A.P.H.	Parking facilities	516.56 m ² with 129 parking spots
Ingeniero Juan Gonzalo Quay	A.P.H.	Transformer Centre Workshops	315 KVA
Ingeniero Juan Gonzalo Quay	A.P.H.	Transformer Centre n°1	630 KVA
Ingeniero Juan Gonzalo Quay	A.P.H.	Transformer Centre n°2	630 KVA strength 250 KVA lighting
Ingeniero Juan Gonzalo Quay	A.P.H.	Transformer Centre n°3	630 KVA
Ingeniero Juan Gonzalo Quay	A.P.H.	Transformer Centre n°4	630 KVA
Ingeniero Juan Gonzalo Quay	A.P.H.	Civil Guard Control Post	11.95 m ²
South Quay	A.P.H.	Transformer Centre Terminal Ferroviaria	400 KVA
South Quay	A.P.H.	Transformer Centre n°1	630 KVA
South Quay	A.P.H.	Lighting Transformer Centre-PIF	630 KVA
South Quay	A.P.H.	New access control, Portuary Police, Civil Guard	64.64 m ² for two modules of 32,32 m ² of 1 floor
South Quay	A.P.H.	Bathrooms and vending machines	80.67 m ² on 1 floor. Corbel of 94.07 m ²
South Quay	A.P.H.	Customs	73.65 m ² on 1 floor
South Quay	A.P.H.	National Police cabins	22.68 m ² . 2 cabins of 6.30 m ² and one cabin of 10.08 m ²
South Quay	A.P.H.	Customs (PIF)	180.40 m ² on 1 floor
South Quay	A.P.H.	Phytosanitary Control (PIF)	1776.82 m ²
South Quay	A.P.H.	Warehouse means to combat marine pollution	540.30 m ²
South Quay	A.P.H.	Multifunctional Building (passenger terminal, port services and police and customs control and inspection services)	2392.35 m ² on 3 floors
Mazagón	A.P.H.	Civic building (Casa Vigia - Observation house)	240 m ² on 2 floors

2.2.7 Moles

Description	Lenght(m)	Characteristics
Juan Carlos I, King of Spain mole	13,000	Flow-over type, made of quarry stone, layers of rockfill with edges up to 9 tonnes and parallelepiped concrete blocks up to 4.5 m ³

2.2.8 Schematic plan of lighthouses and beacons

[See General Plan of the Port of Huelva.](#)

2.2.9 Relationship of lighthouses and beacons

Number	Name and location	Description	Colour	Rythm	Range in miles
8730	River Odiel, Cardinal direction: west	Castillete	B	9 Ct	5
8740	River Odiel n.º 1	Triangular marker	V	D	4
8750	River Odiel n.º 2	Cylindrical marker	R	D	4
8760	River Odiel n.º 3	Triangular marker	V	Gp. D (2)	3
8770	River Odiel n.º 4	Cylindrical marker	R	Gp. D (2)	3
8780	River Odiel n.º 5	Triangular marker	V	Gp. D (3)	3
8790	River Odiel n.º 6	Cylindrical marker	R	Gp. D (3)	3
8800	River Odiel Fork No. 7	Triangular marker	V	Gp. D 2+1	3
8810	River Odiel n.º 8	Cylindrical marker	R	Gp. D (4)	4
8722	Day/night leading lights	Cylindrical/conical tower	VBR	Sectorial	D 5,9 / N 8

Number	Name and location	Description	Colour	Rythm	Range in miles
8820	River Odiel n.º 9	Triangular marker	V	D	3
8830	River Odiel n.º 10	Cylindrical marker	R	D	3
8840	River Odiel n.º 11	Triangular marker	V	Gp. D (2)	3
8850	River Odiel n.º 12	Cylindrical marker	R	Gp. D (2)	3
8855	Vigia submerged breakwater	Castillete	B	Gp. D (2)	3
8870	River Odiel n.º 13	Triangular marker	V	Gp. D (3)	3
8880	River Odiel n.º 14	Cylindrical marker	R	Gp. D (3)	3
8890	River Odiel n.º 15	Triangular marker	V	1 D	3
8900	River Odiel n.º 16	Cylindrical marker	R	Gp. D (4)	3
8905.2	South Mooring Buoy - South port-side	Special marker	A	1 D	1
8905.4	South Mooring Buoy - South starboard-side	Special marker	A	1 D	1
8905.6	South Mooring Buoy - North port-side	Special marker	A	1 D	1
8905.8	South Mooring Buoy - North starboard-side	Special marker	A	1 D	1
9810.1	River Odiel n.º 18	Cylindrical marker	R	1 D	3
8911.2	Centre Mooring Buoy - South port-side	Special marker	A	Gp. D (4)	1
8911.3	Centre Mooring Buoy - South starboard-side	Special marker	A	Gp. D (4)	1
8911.4	Centre Mooring Buoy - North port-side	Special marker	A	Gp. D (4)	1
8911.5	Centre Mooring Buoy - North starboard-side	Special marker	A	Gp. D (4)	1
8925.2	North Mooring Buoy - South port-side	Special marker	A	Gp. D (5)	1
8925.4	North Mooring Buoy - South starboard-side	Special marker	A	Gp. D (5)	1
8925.6	North Mooring Buoy - North port-side	Special marker	A	Gp. D (5)	1
8925.8	North Mooring Buoy - North starboard-side	Special marker	A	Gp. D (5)	1

Number	Name and location	Description	Colour	Rythm	Range in miles
8940	River Odiel n.º 20	Cylindrical marker	R	Gp D (2)	3
8975	River Odiel n.º 22	Cylindrical marker	R	Gp. D (3)	3
*8945	River Odiel n.º 20 M1	Special marker	A	1 D	1
*8950	River Odiel n.º 20 M2	Special marker	A	1 D	1
9010	River Odiel n.º 24	Cylindrical marker	R	4 D	3
9005	River Odiel n.º 26	Cylindrical marker	R	3 D	3
9070	River Odiel n.º 28	Cylindrical marker	R	4 D	3
***9040.2	South buoy	Special marker	A	1 D	1
***9040.3	North-east buoy	Special marker	A	1 D	1
***9040.4	North-west buoy	Special marker	A	1 D	1
9060	Puente del Burro Fork No. 34	Cylindrical marker	R	Gp D (2+1)	3
8700	Picacho lighthouse	Octagonal tower	B	Gp. D (2+4)	25
8710	Morro dike lighthouse	Cylindrical tower	B y R	Gp. D (3+1)	10
8570	El Rompido lighthouse	Cylindrical tower	B	Gp. D (2)	24
9175	Matalascañas lighthouse (Higuera)	Triangular tower	B	Gp. D (3)	20
8670	Crude oil unloading buoy	Special marker	A	Gp. D (4)	8
8680	Buoy 1 oil pipeline	Special marker	A	Gp. D (4)	5
8685	Buoy 2 oil pipeline	Special marker	A	Gp. D (4)	5
8690	Buoy 3 oil pipeline	Special marker	A	Gp. D (4)	5
8692	Buoy 4 oil pipeline	Special marker	A	Gp. D (4)	5
8694	Buoy 5 oil pipeline	Special marker	A	Gp. D (4)	5
8860	Casa Vigia (Observation House) Beacon	Post with special marker	A	D	1

Number	Name and location	Description	Colour	Rythm	Range in miles
8886	South Quay Beacon - North	Beacon on a support structure	V	Gp. D (4)	3
8882	South Quay Beacon - Centre	Beacon on a support structure	V	Gp. D (4)	3
8881	South Quay Beacon - South	Beacon on a support structure	V	Gp. D (4)	3
8881,1	Duque Alba South Quay Beacon	Beacon on a support structure	A	D	3
8912	Decal Jetty Beacon	Post with a beacon	V	Gp. D (2)	3
8914	Decal Jetty Beacon	Post with a beacon	V	Gp. D (2)	3
8918	Decal Jetty Beacon - North	Post with a beacon	V	Ct	3
8960	Reina Sofia Jetty Beacon	Post with a beacon	V	Gp. D (3)	3
8963	Reina Sofia Jetty Beacon	Post with a beacon	V	Gp. D (3)	3
8965	Reina Sofia Jetty Beacon	Post with a beacon	V	Gp. D (3)	3
8915	Fenosa Emissary Beacon	Post with a limit marker	A	Ct	1
8970	Enagas Jetty Beacon	Post with a beacon	V	Gp. D (4)	3
8972	Enagas Jetty Beacon	Post with a beacon	V	Gp. D (4)	3
8977	FORET Jetty	Post with a beacon	V	D	3
8977,1	FORET Jetty	Post with a beacon	V	D	3
8980	Atlantic Jetty - South	Post with a beacon	V	Gp. D (2)	3
8981	Atlantic Jetty - Outer	Post with a beacon	V	Gp. D (2)	3
8985	Ercross-Atlantic Copper Jetty	Post with a beacon	V	Gp. D (3)	3
8990	Ercross-Atlantic Copper Jetty	Post with a beacon	V	Gp. D (3)	3
9015	Juan Gonzalo Extension - South	Post with a beacon	V	Gp. D (4)	3
9016	Juan Gonzalo Quay	Beacon	V	1 D	3
9035	Ore Quay	Beacon	V	Gp. D	3

Number	Name and location	Description	Colour	Rythm	Range in miles
9040	Quay for tugs	Post with a beacon	V	Gp. D	3
9045	Oil Tanker Quay	Post with a beacon	V	Gp. D (2)	3
9047	Oil Tanker Quay	Post with a beacon	V	Gp. D (2)	3
9050	Buoy No. 30	Cylindrical marker	R	Gp. (2D)	3
9052	Buoy No. 32	Cylindrical marker	R	Gp. (3D)	3
9054	Buoy No. 17 Fork	Triangular marker	V	Gp. D (2+1)	3
9055	Yacht Club	Beacon	V	4 D	1
9055,1	Yacht Club	Beacon	V	Ct	1
9055,3	Yacht Club	Beacon	V	Gp D (2)	1
9065	Fertiberia - Fertiliser	Post with a beacon	V	D	3
9067	Fertiberia - Fertiliser	Post with a beacon	V	D	3
9075	Buoy No. 36	Cylindrical marker	R	Gp. 1 D	3
9084	Atlantic Copper - North	Post with a beacon	V	Gp. D (2)	3
9086	Atlantic Copper - North	Post with a beacon	V	Gp. D (2)	3
9090	Fertiberia - Phosphoric acid	Post with a beacon	V	Gp. D (3)	3
9095	Fertiberia - Phosphoric acid	Post with a beacon	V	Gp. D (3)	3
9100	Buoy No. 38	Cylindrical marker	R	Gp. 3 D	3
9110	Buoy No. 19	Triangular marker	V	Gp D (4)	3
9120	Tinto Quay	Beacon	V	D	3
9121	Buoy No. 40	Cylindrical marker	R	D	3
9122	Jetty for official launches	Beacon	V	Gp. D (2)	1
9122,5	Jetty for official launches	Beacon	V	Gp. D (2)	1

Number	Name and location	Description	Colour	Rythm	Range in miles
9123,1	Buoy R1	Special marker	A	D	3
9123,2	Buoy R2	Special marker	A	D	3
9125	Levante Centre Quay	Beacon	V	Gp. D (3)	3
9135	Tharsis Quay	Beacon	R	Gp. D (4)	3
9025	Saltés Quay	Beacon	R	D	3
9170	La Rábida Quay	Post with a beacon	V	Ct	1
9155	Tinto Bridge	Beacon	V	Ct	1
9150	Tinto Bridge	Beacon	R	Ct	1
9160	Tinto Bridge	Beacon	R	Ct	1
9145	Tinto Bridge	Beacon	V	Ct	1
8665	Burro Bridge	Beacon	V	Ct	1
8665,1	Burro Bridge	Beacon	R	Ct	1
8665,2	Burro Bridge	Beacon	V	Ct	1
8665,3	Burro Bridge	Beacon	R	Ct	1

*Delimits the manoeuvring area to turn Enagas vessels around.

*** Old Ore Quay turn-around area.

2.4 Installations for vessels

2.4.1 Docks

2.4.1.1 Dry docks

Not applicable.

2.4.1.2 Floating docks

Not applicable.

2.4.2 Slipways

Not applicable.

2.4.3 Shipyards

Nuevo Astillero de Huelva, S.A.

2.4.4 Vessel supply services

Type of supply	Location	No. of outlets	Hourly capacity for each outlet	Hourly capacity of the quay	Supplier
Liquid fuels	Levante Quay	6	B 15 Diesel	B 90 Diesel	CEPSA Comercial del Petróleo SAU
Lubricant	M/T "Galileo J"	1	7	Lubricating oil	Amadesam
Liquid fuels	Oizmendi	2	600 m ³	HFO/GO	Itsas Gas Bunker Supply, S.L.
Water	Levante Quay	33	17	51	Amasur, S.A.L.
Water	Oil Tanker Quay	2	17	17	Amasur, S.A.L.
Water	Ore Quay	5	17	34	Amasur, S.A.L.
Water	Ingeniero Juan Gonzalo/Ciudad de Palos Quay	38	17	51	Amasur, S.A.L.
Water	South Quay	14	17		Amasur, S.A.L.

2.5 Mechanical land resources

2.5.1 Cranes

2.5.1.1 Dockside Cranes

Location	Owner	Nº	Make	Type	Power	Force	Height above the MLWS	Container throughput/hour	Year
South Quay	Yilport Huelva	1	Paceco	Panamax containers	Electrical	30-40	31	20-22	1984
South Quay	Yilport Huelva	1	Paceco	Post Panamax containers	Electrical	40-50	36	21-24	1990
South Quay	Yilport Huelva	3	Kalmar	Super PostPanamax containers	Electrical	65	38		2004

2.5.1.2 Mobile cranes

Location	Owner	Nº	Make	Type	Power	Force	Height above the MLWS	Throughput tonnes/hour	Year
Ingeniero Juan Gonzalo Quay/Ciudad de Palos Quay	Bergé	2	Liebherr LHM 400	Mobile	Diesel fuel	52	45	700	2002
Ingeniero Juan Gonzalo Quay/Ciudad de Palos Quay	Algeposa	1	Liebherr LHM 400	Mobile	Diesel fuel	52	45	600	1996
Ingeniero Juan Gonzalo Quay/Ciudad de Palos Quay	Algeposa	1	Liebherr LHM 500	Mobile	Diesel fuel	52	48	700	2004
Ingeniero Juan Gonzalo Quay/Ciudad de Palos Quay	Algeposa	1	Liebherr LHM 600	Mobile	Diesel fuel	74	45	900	2007
Ingeniero Juan Gonzalo Quay/Ciudad de Palos Quay	Servimad	1	Gottwald HMK 330	Mobile	Diesel fuel	80	46,6	970	2001
Ingeniero Juan Gonzalo Quay/Ciudad de Palos Quay	Ership	1	Gottwald HMK 360	Mobile	Diesel fuel	63	47	1.500	2006
Ingeniero Juan Gonzalo Quay/Ciudad de Palos Quay	Ership	1	Gottwald HMK 6507B	Mobile	Diesel fuel	100	50	1.112	2013
Ingeniero Juan Gonzalo Quay/Ciudad de Palos Quay	Ership	1	Gottwald HMK 6407B	Mobile	Diesel fuel	100	50	1.007	2018
Impala Terminal	Bergé	1	Liebherr LHM 550	Mobile	Diesel fuel	300	64	2.300	2015

2.5.1.3 Number of Cranes Summary

Type	Service	Private	Total
Gantry			
Up to 6 tonnes			
Between 7 and 12 tonnes			
Between 13 and 16 tonnes			
Over 16 tonnes		5	5
Mobile	0	10	10
Total	0	15	15

2.5.2 Special loading and unloading installations

Location	Owner	Year of manufacture	Characteristics
Decal España (lighters) jetty	DECAL ESPAÑA, S.A.	2008	Total length L: 84,93 m. Dead weight 5,000 tonnes. Beam B 16,00 m. Max. draught when loaded D 6.00 m. Displacement when loaded P 6,800 tonnes. A docking and loading/unloading platform. Two berthing dolphins. Pedestrian walkways with pipe support. Berthing fenders. Quick release mooring hooks.
Fertiberia, S.L. (Phosphoric acid/compounds) jetty	A.P.H.	1975	Throughput: Loading phosphoric acid: 200 to 250 tonnes/hour. The company currently using this is Fertiberia S.L.
Atlantic Copper, S.L.U. north jetty	ATLANTIC COPPER, S.L.U.	2010	One 14" pipeline for loading sulphuric acid. Throughput depending on the vessel.
Fertiberia, S.L. (Fertiliser) jetty	A.P.H.	1966 1999	An ammonia pipeline (loading/unloading) 200 to 250 tonnes/hour. Conveyor belt for loading (NPK, DAP, MAP fertilisers) 300 to 400 tonnes/hour. The company currently using this is Fertiberia S.L.
Single buoy crude oil terminal	CEPSA	1966	Draught: 16.50 m 3,800 tonnes/hour

Location	Owner	Year of manufacture	Characteristics
Arenillas Tower Oil Tanker Quay	A.P.H.	1966	8 loading arms per berth. South berth: 5 loading arms 1 arm for deballasting 1 arm for loading liquefied gases 11 loading arm for vapour return Berth N: 5 loading arms 1 arm for deballasting 1 loading arm for benzene 1 loading arm for cyclohexane Throughput: Heavy products and medium distillates 1000 m ³ /h Benzene and cyclohexane 250 m ³ /h Liquefied gases 250 m ³ /h Gasoline/petrol 700 m ³ /h The only company using this installation at present is Cepsa
Atlantic Copper, S.L.U. jetty TNP-2	ATLANTIC COPPER, S.L.U.	1975	Throughput: 200 mm pipeline for sulphuric acid or 250 m ³ /h

Location	Owner	Year of manufacture	Characteristics
Reina Sofia Jetty	CEPSA	1976	<p>4 loading arms per berth.</p> <p>Berth E: 2 x 12" lines for benzene and ballast 4 x 14" lines for fuel oil, asphalt, vegetable oil and biodiesel 6 x 8" lines for phenol, acetone, propylene, methanol, soda and benzene 1 x 4" line for return 1 x 10" line for Petrosol</p> <p>Berth O: 2 14" lines for fuel oil and asphalt 8" arm on East berth - 1 x 12" line for ballast 8" arm on West berth - 4 x 8" lines for phenol, acetone, propylene and cumene 1 x 4" line for return 1 x 6" line for A.M.S.</p> <p>Berth C; 1 x 10" line for ethanol Two 6" loading arms on West berth - 1 x 8" line for methanol</p> <p>4th Berth: 3 x 12" lines for VGO, ballast and naphtha 4 x 14" lines for fuel oil, asphalt, vegetable oil and biodiesel Throughput depending on the vessel</p>
Levantino-Aragonesa de Tránsitos, S.A. jetty	Levantino-Aragonesa de Tránsitos, S.A.	1981	<p>One 8" pipeline for unloading phosphoric and sulphuric acid. Throughput depending on the vessel.</p>
Atlantic Copper, S.L.U. jetty TNP-1	ATLANTIC COPPER, S.L.U.	1984	<p>One 14" pipeline for loading/unloading sulphuric acid and caustic soda. Throughput depending on the vessel.</p>
South Quay	A.P.H.	1987	<p>One Roll-On Rol-Off ramp for vessels. Capacity: 2 vessels. Width: 27.51 m. Length: 50.40 m</p>

Location	Owner	Year of manufacture	Characteristics
Enagas, S.A. jetty	ENAGAS, S.A.	1988	Two arms for unloading LNG at 2,000 m ³ /h c.u. Arm for handling LPG. Four 16" arms for LNG. One loading arm for vapour return.
Decal España North jetty	DECAL ESPAÑA, S.A.	1995	Five arms for loading/unloading liquid fuels. One of 1,250 m ³ /h for diesel fuel. One of 750 m ³ /h for gasoline/petrol. One of 800 m ³ /h for cyclohexane. One of 1,250 m ³ /h for oil. One 600 m ³ /h hose for methanol.
Decal España South jetty	DECAL ESPAÑA, S.A.	2009	Five arms for loading/unloading liquid fuels. One of 1,250 m ³ /h for diesel fuel. One of 1,250 m ³ /h for oil. One of 1,250 m ³ /h for methyl ester. One of 1,250 m ³ /h for fuel. One of 600 m ³ /h for methanol.
Decal España South jetty 2	DECAL ESPAÑA, S.A.	2021	Six arms for loading/unloading liquid fuels.
Impala quay	IMPALA TERMINALS HUELVA, S.L.	2015	Length: 240 mts. Dead weight: 80.000 DWT. Conveyor belts for loading/unloading metal concentrates of 1000 tonnes/hour.

2.5.4 Auxiliary material for loading, unloading and transportation

Material Type	Owner	N.º	Power used	Characteristics
Forklift trucks	Algeposa	1	Diesel fuel	5 Tm
Forklift trucks	Algeposa	1	Diesel fuel	40 Tm
Automatic Clamshell Buckets	Algeposa	1		70 m ³
Automatic Clamshell Buckets	Algeposa	1		52 m ³
Automatic Clamshell Buckets	Algeposa	1		47,5 m ³
Automatic Clamshell Buckets	Algeposa	1		42,5 m ³
Automatic Clamshell Buckets	Algeposa	1		33 m ³
Automatic Clamshell Buckets	Algeposa	1		28 m ³
Automatic Clamshell Buckets	Algeposa	1		23,5 m ³
Automatic Clamshell Buckets	Algeposa	1		16 m ³
Automatic Clamshell Buckets	Algeposa	1		12 m ³
Loaders	Algeposa	1	Diesel fuel	L90E
Loaders	Algeposa	1	Diesel fuel	L150E
Loaders	Algeposa	1	Diesel fuel	L150E
Loaders	Algeposa	1	Diesel fuel	L120C
Loaders	Algeposa	1	Diesel fuel	L180E
Loaders	Algeposa	1	Diesel fuel	L120D
Loaders	Algeposa	1	Diesel fuel	L220E
Loaders	Algeposa	1	Diesel fuel	L180F

Material Type	Owner	N.º	Power used	Characteristics
Loaders	Algeposa	1	Diesel fuel	L110F
Automatic Clamshell Buckets	Algeposa	1		40 m ³
Automatic Clamshell Buckets	Algeposa	1		8 m ³
Backhoe	Algeposa	1	Diesel fuel	40MTC
Hydraulic hopper	Algeposa	1	Electrical	50 Tm
Conveyor Belt Feeder	Bergé	1	Electrical	350m ³
Forklift trucks	Bergé	1	Diesel fuel	12 Tm
Conveyor belts	Bergé	1	Electrical	500 Tm/h
Conveyor belts	Bergé	1	Electrical	TAIM-TFG
Automatic Clamshell Buckets	Bergé	2		40 m ³
Automatic Clamshell Buckets	Bergé	1		35 m ³
Loaders	Bergé	1	Diesel fuel	L35B
Loaders	Bergé	1	Diesel fuel	L70D
Loaders	Bergé	1	Diesel fuel	L70E
Loaders	Bergé	1	Diesel fuel	L70F
Loaders	Bergé	1	Diesel fuel	L180F
Automatic grab bucket	Bergé	1		40 m ³
Bulk hopper	Bergé	2	Electrical	150 Tm
Bulk hopper	Bergé	2	Electrical	300 Tm
Loaders	Bergé	2	Diesel fuel	L150F

Material Type	Owner	N.º	Power used	Characteristics
Loaders	Bergé	7	Diesel fuel	L180H
Loaders	Bergé	1	Diesel fuel	L110F
Conveyor Belt Feeder	Congrasur	1	Electric / Autonomous (Diesel Gen)	500Tm/h
Conveyor belts	Congrasur	1	Electric / Autonomous (Diesel Gen)	500 Tm/h
Conveyor belts	Congrasur	1	Electrical	700 Tm/h
Conveyor belts	Congrasur	1	Electrical	900 Tm/h
Loaders	Congrasur	2	Diesel fuel	L150H
Loaders	Congrasur	3	Diesel fuel	L120H
Loaders	Congrasur	1	Diesel fuel	L120E
Loaders	Congrasur	1	Diesel fuel	L180E
Loaders	Congrasur	1	Diesel fuel	L120G
Loaders	Congrasur	2	Diesel fuel	L110H
Loaders	Congrasur	1	Diesel fuel	L70F
Forklift trucks	Axor	1	Diesel fuel	C50s 5 Tm
Forklift trucks	Ership	1	Diesel fuel	H78 8 Tm
Backhoe	Clean derbis	1	Diesel fuel	280LC
Automatic Clamshell Buckets	Ership	13		
Bulk hopper	Ership	2	Electrical	150 Tm
Loaders	Ership	9	Diesel fuel	L150G
Loaders	Ership	3	Diesel fuel	L110G

Material Type	Owner	N.º	Power used	Characteristics
Loaders	Joga	1	Diesel fuel	L180 H
Loaders	Joga	1	Diesel fuel	L180 H
Loaders	Joga	1	Diesel fuel	L180 H
Loaders	Joga	1	Diesel fuel	L220 H
Loaders	Carvaca	1	Diesel fuel	L150H
Loaders	Carvaca	1	Diesel fuel	L180 H
Loaders	Carvaca	1	Diesel fuel	L150H
Loaders	Carvaca	1	Diesel fuel	L180F
Loaders	Carvaca	1	Diesel fuel	L150H
Automatic Clamshell Buckets	Servimad	1		40 m ³
Bulk hopper	Servimad	1	Electrical	140 m ³
Loaders	Servimad	1	Diesel fuel	950G
Loaders	Servimad	1	Diesel fuel	L-180F
Tractor unit	Yilport Huelva	9	Diesel fuel	450 CV
Forklift trucks	Yilport Huelva	1	Diesel fuel	16 Tm
R.Stacker	Yilport Huelva	5	Diesel fuel	CS45

2.5.5 Other auxiliary material

Material Type	Owner	N.º	Power used	Characteristics
Articulated Platform	Algeposa	1	Electrical	50 Tm
Lifting Platform	Bergé	1	Electrical	20PX
Sundry vehicles	Bergé	1	Diesel fuel	Automatic
Sweeper	Congrasur	1	Diesel fuel	PIQUERSA
Sweeper	Congrasur	1	Diesel fuel	AUSA
Telescopic Platform	Congrasur	1	Diesel fuel	GENIE
Sweeper	Ership	1	Diesel fuel	2500ACH
Lifting Platform	J Zarrias	2	Diesel fuel	HA 16 DX
Lifting Platform	Ership	2	Diesel fuel	HA 26 DX
Towing Platform	Yilport Huelva	8		
Drum Loader	Zalviport	1	Diesel fuel	
Lifting Platform	Zalviport	1	Electrical	6x4 m ³
Lifting Platform	Zalviport	1	Electrical	3x4 m ³
Electric Pallet Truck	Zalviport	7	Electrical	2 Tm

2.6 Floating equipment

2.6.1 Dredgers

Not applicable.

2.6.2 Tugs

Name	Owner	Power used	Length (m)	Beam (m)	Draught (m)	Power (HP)	Year of manufacture
V.B. Cierzo	Auxmasa - G. Boluda	Diesel fuel	29.50	11.00	4.00	5,230	2002
V.B. Milonga	Auxmasa - G. Boluda	Diesel fuel	18.70	8.00	2.69	1,176	2022
V.B. Boluda Mari	Auxmasa - G. Boluda	Diesel fuel	27.46	8.50	4.65	2,510	1989
V.B. Bora	Auxmasa - G. Boluda	Diesel fuel	29.50	11.00	4.00	5,230	2001
V.B. Huelva	Auxmasa - G. Boluda	Diesel fuel	29.50	11.00	4.00	4,080	1995
V.B. Talisman	Auxmasa - G. Boluda	Diesel fuel	32.50	11.50	4.00	5,163	2000
Sertosa Cinco	Auxmasa - G. Boluda	Diesel fuel	26.80	7.70	3.88	2,250	1967
V.B. Bravo	Auxmasa - G. Boluda	Diesel fuel	35.50	13.00	6.70	8,150	2009
V.B. Boreal	Auxmasa - G. Boluda	Diesel fuel	33.50	12.50		6,800	2000
Yarcla*	Auxmasa - G. Boluda	Diesel fuel	15.00	5.50	2.39	510	1999
Yarcla Cinco	Auxmasa - G. Boluda	Diesel fuel	22.00	7.00	2.90	2,200	2000
Yarcla Quince	Auxmasa - G. Boluda	Diesel fuel	25.00	7.20	2.84	1,220	1963
Río Coa	Amadesan, S.L.	Diesel fuel	15.87	4.67	1.62	365	1965
Gogor	Amadesan, S.L.	Diesel fuel	26.80	7.91	3.97	2,030	1977
Aitor Uno	Amadesan, S.L.	Diesel fuel	21.50	7.15	3.80	1,400	1978

*Fitted with a 2.5 tonne crane.

2.6.3 Dump Scows, Lighters and Barges

Name	Owner	Power used	Power (HP)	Length (m)	Beam (m)	Draught (m)	Year of manufacture
Yarcla Seis	Boluda Port Services	Diesel fuel	650	20.00	7.20	3.15	2005
Yarcla Catorce	Boluda Port Services	Diesel fuel		14.00	3.86		1994
Yarcla Diecisiete	Boluda Port Services	Diesel fuel	700	15.00	6.00		
Oizmendi	Itsas Gas Bunker Supply, S.L.	Diesel fuel	1,074	80.00	15.00	5.25	2009
Amadesam nueve	Amadesam, S.L.	Diesel fuel	194	20.00	5.48	2.59	1966
Cisterna Dos	Amasur, S.L.	Diesel fuel	240	15.00	5.00	2.50	1978
Green Huelva	Amasur, S.L.	Diesel fuel	564	19.25	8.80	2.60	2018

2.6.4 Floating Cranes

Name	Owner	Power used	Characteristics	Characteristics of the work			Year of manufacture
				Force (tonnes)	Reach (m)	Height above sea (m)	
Pontodiel	Boluda Port Services	Towing	Load: 250 tonnes	20	-	-	2009

2.6.5 Other auxiliary floating service equipment

Name	Owner	Type	Characteristics	Year of manufacture
Punta del Sebo	Serodiel, S.L.	Catamaran	2 x 190 HP motors and length of 18.70 m	1997
Canoa de Punta Umbría	Tourdetania Tour, S.L.	Tourist tickets	24 m long and 6.28 m beam	
Villa de Palos	Serodiel, S.L.	Tourist tickets	2 x 102 kW motors and length of 15.33 m	1993
Segundo Castillo	Amadesam, S.L.	Auxiliary vessel	325 kW and length of 22 m	1993

Name	Owner	Type	Characteristics	Year of manufacture
Amadesam diez	Amadesam, S.L.	Auxiliary vessel	331 kW and length of 20 m	
Amadesam 7	Amadesam, S.L.	Auxiliary vessel	2 x 231KW motors and length of 14.4 m	2014
Yarcla Cuatro	Boluda Port Services	Auxiliary vessel	2 x 280 HP motors and length of 9.5 m	2007
Yarcla Once	Boluda Port Services	Auxiliary vessel	2 x 550 CV motors and length of 15 m	1993
Yarcla Catorce	Boluda Port Services	Auxiliary vessel	2 x 40 CV motors and length of 14 m	1994
Isla de Bacuta	Boluda Port Services	Auxiliary vessel	2 x 315 CV motors and length of 12 m	

2.7 Land access and communications

2.7.1 Land access and inland communications

The main routes connecting the Port of Huelva with its hinterland are as follows:

- A-472 Seville-Huelva.
- A-49 Seville-Huelva-Ayamonte (motorway).
- A-492 Aljaraque -N-431.
- N-431 Huelva-Portugal (via Ayamonte).
- N-435 Badajoz-Huelva.
- N-442 Huelva-Mazagón.
- H-624 From the Outer Port to San Juan del Puerto, bypassing Palos de la Frontera and Moguer.

The Port of Huelva is laid out in a linear manner along the Odiel estuary, where the traditional docks are laid out. These are accessed via urban roads such as Avenidas Norte, Sur, Sanlúcar de Barrameda, Real Sociedad Colombina Onubense and Tomás Domínguez Ortiz, and the Huelva estuary, which is home to the industrial installations of the outer port.

Francisco Montenegro Avenue and the bridge over the Tinto River join the inner quays with the outer port of Huelva, in such a way that both areas share common accesses, despite their different functions and the distance separating them.

The road connection with the Guadalquivir valley and the centre of the peninsula is via the A-49 to Seville, and from that point via the N-IV Andalusia

dual motorway. Therefore, this road connects to the trunk roads in the state road network.

The connection between Portugal and the western area of Huelva is via the N-431 and the A-492, which connect to the section of the A-49 dual carriageway between Huelva and Portugal..

The Ayamonte international bridge connects to the Portuguese road network, which runs from the border to the Algarve region via a motorway, which in turn is connected to the motorway to Lisbon. As far as traffic with Portugal is concerned, it should be noted that the only Portuguese port that deals with ships with a large draught is Sines, meaning that Huelva's area of influence for certain types of maritime traffic can include Portuguese regions of lower Alentejo and Algarve.

Moreover, traffic from the west can access the Port via the N-431 or the A-492. It has been identified that, when approaching the city, the traffic that goes to the inner quays accesses the city by the A-492 (Aljaraque to the N-431) instead of using the N-431 and Avda. Cristóbal Colón-Paseo Marítimo-Avda. Hispanoamérica, which is a significantly shorter route, as a result of which access to the port is gained from Aljaraque or Corrales over the new bridge on the River Odiel.

To go to the Outer Port, the traffic coming from the west is channelled along the N-431, bypassing the city to the north up to the A-49 branch road, which joins Huelva and then takes the south-east ring-road. The connection to the

N-435 (Badajoz - Huelva) is made from the Trigueros junction on the A-49. This motorway channels the access traffic to the city and the port in both directions, and is the main route for accessing the industrial area of Huelva. The access to the outer port from the A-49 connects to the south-west ring road, a dual carriageway that acts as a bypass of the centre of Huelva, thus avoiding urban areas and coming out on the N-422, which provides access by dual carriageway to the outer port via the bridge over the River Tinto. The N-442 (Huelva-Mazagón) is the main thoroughfare for the outer port, and is particularly important for inner port and industrial traffic. This connection allows the transportation of hazardous goods.

When evaluating road accessibility to the Port of Huelva, it is necessary to stress the importance of local and regional traffic, as nearly 80% of the traffic originates from or is going to points within a 50 km radius, which relates to the industrial area adjacent to the port or the mining installations in the region.

The Port Authority of Huelva has a road network that serves its installations and service area well. The main artery is the route made up of Avenida de Hispano América, Avenida Francisco Montenegro (the road to Punta del Sebo) and the Tinto Bridge, which link interior docks and the outer port. Traffic from Portugal, Extremadura or Seville has easy access to the service area from the A-49 motorway or CN-431. Local traffic also flows fluidly thanks to an adequate and sensible network of roads and highways.

The names and characteristics of the different roads for which the Authority is responsible are listed below:

Port	Zone	Description	Name of Road	Code	Length (m)	Width (m)	Surface type
Inside	1	Pol. Pesquero Norte and shipyard area	Almadraba Street	C.Z01.ALM	308.00	10.5	Flexible with asphalt road surface
Inside	1	Pol. Pesquero Norte and shipyard area	Alonso Ojeda Street	C.Z01.ALO	672.00	10.9	Flexible with asphalt road surface
Inside	1	Pol. Pesquero Norte and shipyard area	Arrastre Street	C.Z01.ARR	791.00	10.5	Flexible with asphalt road surface
Inside	1	Pol. Pesquero Norte and shipyard area	Cerco Street	C.Z01.CER	422.00	5.40/10.5	Flexible with asphalt road surface
Inside	1	Pol. Pesquero Norte and shipyard area	Enlace Avenue	C.Z01.ENL	398.00	10.9	Flexible with asphalt road surface
Inside	1	Pol. Pesquero Norte and shipyard area	Unión Alonso Ojeda Street with Molino Avenue	C.Z01.MOL	55.00	11.5	Flexible with asphalt road surface
Inside	2	Levante Quay Surroundings	Hispanoamérica Avenue	C.Z02.HIS	1,324.00	13.4	Flexible with asphalt road surface/ concrete
Inside	2	Levante Quay Surroundings	Norte Avenue	C.Z02.NOR	181.00	16.4	Flexible with asphalt road surface
Inside	2	Levante Quay Surroundings	Real Colombina Onubense Avenue	C.Z02.RSO	128.00	7.5	Flexible with asphalt road surface
Inside	2	Levante Quay Surroundings	Sanlucár de Barrameda Avenue	C.Z02.SLU	166.00	7.5	Flexible with asphalt road surface
Inside	2	Levante Quay Surroundings	Levante Dock Pavement	M.LEV.PAV	1,324.00	80/variable	Rigid with concrete road surface and paving stone
Inside	3	P.I. Punta del Sebo.	Cristobal Donante Street	C.Z03.CRI	1,386.00	7	Flexible with asphalt road surface
Inside	3	Francisco Montenegro Avenue	Francisco Montenegro Avenue	C.Z03.FCO	4,760.00	20.67	Flexible with asphalt road surface/ concrete
Inside	3	P.I. Punta del Sebo.	Unnamed Street	C.Z03.IOC	553.00	7 / 18	Flexible with asphalt road surface
Inside	3	Francisco Montenegro Avenue	Monumento a la Fe Descubridora rd.	C.Z03.MON	258.00	7	Flexible with asphalt road surface
Inside	3	P.I. Punta del Sebo.	Sabina Negral.TR0 Street	C.Z03.TR0	789.00	7	Flexible with asphalt road surface
Inside	3	P.I. Punta del Sebo.	Joaquín Turina-TR1 Street	C.Z03.TR1	949.00	7	Flexible with asphalt road surface
Inside	3	P.I. Punta del Sebo.	Isaac Albeniz-TR2 Street	C.Z03.TR2	621.00	7	Flexible with asphalt road surface
Inside	3	P.I. Punta del Sebo.	Calderón de la Barca-TR3	C.Z03.TR3	821.00	7	Flexible with asphalt road surface

Port	Zone	Description	Name of Road	Code	Length (m)	Width (m)	Surface type
Inside	3	P.I.Punta del Sebo.	TRANSVERSAL 4	C.Z03.TR4	621.00	7	Rigid with concrete road surface
Inside	3	P.I.Punta del Sebo.	TRANSVERSAL 5	C.Z03.TR5	840.00	7	Flexible with asphalt road surface
Inside	3	Francisco Montenegro Avenue	Margen Izq. Odiel crosswalk	C.Z03.VER	3,550.00	8.4	Flexible with asphalt road surface
Inside	3	P.I.Punta del Sebo.	ZAL	C.Z03.ZAL	409.00	10.9	Flexible with asphalt road surface
Outside	4	Puerto Exterior P.I. Surroundings. New Port	Costera rd.	C.Z04.CCO	6,700.00	7 / 18	Flexible with asphalt road surface
Outside	4	Puerto Exterior P.I. Surroundings. New Port	Posterior rd.	C.Z04.CPO	7,156.00	18 / 9	Flexible with asphalt road surface
Outside	4	Puerto Exterior P.I. Surroundings. New Port	Perpendicular 1 Street (BERGÉ)	C.Z04.PP1	261.00	7	Flexible with asphalt road surface
Outside	4	Puerto Exterior P.I. Surroundings. New Port	Perpendicular 2 Street(García Munté)	C.Z04.PP2	256.00	7	Flexible with asphalt road surface
Outside	4	Puerto Exterior P.I. Surroundings. New Port	Perpendicular 3 Street (CALLE A)	C.Z04.PP3	233.00	7	Flexible with asphalt road surface
Outside	4	Puerto Exterior P.I. Surroundings. New Port	Perpendicular 4 Street (DECAL)	C.Z04.PP4	246.00	7	Flexible with asphalt road surface
Outside	4	Puerto Exterior P.I. Surroundings. New Port	Public apartment next to MIJG	C.Z04.PR1	800.00	9	Rigid - concrete
Outside	4	Puerto Exterior P.I. Surroundings. New Port	Bar Nuevo Puerto Aparment	C.Z04.PR2	100.00	50/variable	Flexible with asphalt road surface
Outside	4	Puerto Exterior P.I. Surroundings. New Port	Palos-Rábida Street	C.Z04.RAB	200.00	18	Flexible with asphalt road surface
Outside	4	Puerto Exterior P.I. Surroundings. New Port	Bridge of Tinto (N-442)	C.Z04.TIN	915.00	14	Rigid (concrete) with asphalt roadway
Outside	4	Puerto Exterior P.I. Surroundings. New Port	Pavement of the Ciudad de Palos Pier	M.CIP.PAV	250.00	40/variable	Flexible with asphalt road surface

Port	Zone	Description	Name of Road	Code	Length (m)	Width (m)	Surface type
Outside	4	Puerto Exterior P.I. Surroundings. New Port	Pavement of the Ing. Juan Gonzalo Pier	M.IJG.PAV	950.00	15/variable	Rigid - concrete
Outside	4	Puerto Exterior P.I. Surroundings. New Port	Pavement of the Minerales Pier	M.MIN.PAV	600.00	35/variable	Flexible with asphalt road surface
Outside	4	Puerto Exterior P.I. Surroundings. New Port	Pavement of Petrolero Pier	M.PTR.PAV	150.00	3.6	Rigid - concrete
Outside	4	Puerto Exterior P.I. Surroundings. New Port	Pavement of Remolcadores Pier	M.REM.PAV	100.00	15	Flexible with asphalt road surface
Outside	4	Puerto Exterior P.I. Surroundings. New Port	Pavement of South Pier	M.SUR.PAV	750.00	80/variable	Flexible with asphalt road surface
Outside	4	Puerto Exterior P.I. Surroundings. New Port	Villafría industrial estate	-	-	-	Flexible with asphalt road surface
Dock	5	Juan Carlos I Dock	Juan Carlos I Road (PK 0+00 al 14+310)	C.Z05.DIQ	14,310.00	10	Flexible with asphalt road surface
Dock	5	Juan Carlos I Dock	Juan Carlos I dock Road (PK 14+310 al 24+210)	C.Z05.DIQ	9,900.00	5.7	Rigid - concrete
TOTAL					65,203.00		

The railway access to the port of Huelva is provided by a branch of the RFIG from the Seville-Huelva line, which also connects with the Huelva-Zafra line. This branch serves the industrial area of the inner port on its eastern and western fronts, the Engineer Juan Gonzalo dock of the outer port, and the associated industrial area (Nuevo Puerto Industrial Park, Refinery, etc.).

From the Zafra-Huelva line, the Zafra-Jerez de los Caballeros freight branch supplies scrap metal and clinker to the Gallardo Group (steel and cement).

The distances from Huelva to the mentioned railway centers are:

- Huelva-Seville: 109 km
- Huelva-Zafra: 179 km

2.7.2 Map of inner communications and land access

[See General Map of the Port of Huelva.](#)

2.7.3 Map of land access

[See General Map of the Port of Huelva.](#)

2.8 Brief description of installations for specific traffic types

This section completes section 2.5.2 Special loading and unloading installations of this report and is dedicated to special loading and unloading installations, as a result of which the data on the characteristics of the installations it contains will not be repeated.

From the interior of the Ría del Odiel and listing them in the order in which they are physically located, the Port of Huelva has the following facilities for specific traffic types:

- **FERTIBERIA, S.A. jetty (Phosphoric).** This jetty, built in 1972 by Fosfórico Español, S.A. is currently used for acids.
- **Atlantic Copper, S.L.U. north jetty.** This one-berth jetty was built in 2010 by Atlantic Copper, S.A. It has a draught of 6.50 m and a 14" pipeline for loading sulphuric acid.
- **FERTIBERIA, S.A. jetty (Fertilisers).** Built in 1966 and, like the two jetties above, on the left bank of the River Odiel, this jetty is equipped for loading ammonia and also has a conveyor belt for loading fertilisers.
- **Arenillas Tower Oil Tanker Quay.** Built by the Administration in 1968, it has two independent berth that are used for the traffic of petroleum and petrochemical products, and mainly for loading/unloading refined products from/to CEPSA's "La Rábida" Refinery.
- **Impala, S.L. Quay.** This quay was built in 2015. It has a draught of 13 m and conveyor belts for loading/unloading metal concentrates with a capacity of 1,000 tonnes/hour.
- **Atlantic Copper, S.L.U. jetty TNP 2.** This jetty, which was built in 1975 by A.I.E.S.A, has pipeline installations for transferring sulphuric acid from the Atlantic Copper, S.L.U. factory.
- **Atlantic Copper, S.L.U. jetty TNP 1.** This one-berth jetty, which is located between the Levantino Aragonesas de Tránsitos, S.A. jetty and the Atlantic Copper, S.L.U.,TNP 2 jetty, came into service in 1984. It has a draught of 10 m and has a 14" pipeline for transferring sulphuric acid.
- **Levantino Aragonesas de Tránsito, S.A. (formerly Fertinagro Sur, S.L.) jetty.** This one-berth jetty is located between the Atlantic Copper, S.L.U. TNP 1 jetty and the Enagás jetty and came into service in 1981. It has a draught of 9.7 m and is equipped so that it can be expanded in the future. It has an 8" pipeline for transferring phosphoric and sulphuric acids.
- **Enagás, S.A. jetty.** This jetty, built by ENAGÁS between the Levantino Aragonesa de Tránsitos, S.A. (formerly Fertinagro Sur, S.L.U.) jetty and the Reina Sofía jetty for loading and unloading large vessels, came into service in 1988. It has a berth with a 12 m draught, equipped with loading

arms and a pipe network that connects it to the rest of the installations in the natural gas terminal. Its unloading capacity for the quay is 4,000 m³/h of LNG.

- **Reina Sofía Quay.** This quay is for loading and unloading bulk liquid. It was built in 1976 by U.E.R.T.S.A., now CEPSA, and is made up of an access gangway and four docking platforms. The four outer berths are equipped with the corresponding loading arms for liquid traffic.
- **Decal España, S.A. north jetty.** This jetty was built in 1995 by Catalana de Almacenajes Petrolíferos, S.A (now Decal España, S.A.) for unloading petrol and diesel products. This installation is also equipped with a loading/unloading arm for cyclohexane, one for oil and a hose for unloading methanol. It is located to the south of the Reina Sofía quay. It has a draught of 11.50 m (MLWS) and is made up of a gangway and platform, two berthing dolphins and four for mooring, Piled foundation concrete structure.
- **Decal España, S.A. south jetty.** This jetty was built in 2009 by Decal España, S.A. para for loading/unloading vegetable oils. This installation is also equipped with a loading/unloading arm for diesel, one for methyl ester, one for methanol and one for fuel. It is located to the south of the

Reina Sofía jetty. It has a draught of 12.50 m (MLWS) and is made up of a gangway and platform and four berthing dolphins. Piled foundation concrete structure.

- **Decal España, S.A. (south jetty 2).** This jetty was built in 2021 to replace the previous pier for mooring bunkering barges and will be used for loading and unloading commercial operations with larger vessels. The facility, jutting out around 100 m from the coastline, has two mooring and loading/unloading platforms, three berthing dolphins, pedestrian gangways, mooring fenders and quick release hooks.
- **Roll-on/roll-off ramp on the South Quay.** This ramp, which is currently owned by the Port Authority of Huelva, was built in 2011 by Naviera Armas, S.A., for ROPAX and roll-on roll-off vessels. A new regular line from Huelva to the Canary Islands has been started up with this installation. The ramp is 27.51 m wide and 50.40 m long, with the capacity to service two vessels.
- **Single buoy Terminal.** With a 22-metre draught on the chart, making it usable for vessels with a maximum draught of 16.50 metres, and linked to CEPSA's "La Rábida by a sea-line, there is a monobouy for receiving crude oil, with a maximum output of 3,800 Tm/h.



WORKS OR ACTIVITIES AUTHORISED FOR PRIVATE INDIVIDUALS

Awarded at 31-12-2023

3.1 Works or activities authorised for private individuals

Reference	Owner	Purpose	Date Awarded	Expiry Date	Total m ²	Occupancy Rate	Activity Rate	Total Rates
000030	García Rodríguez, Jose y Pedro	Rubber goods factory	13/02/1956	16/12/2027	800.00	2,171.00	434.20	2,605.20
000054	Nueva Rabida, S.L.	Operation of an access from its facilities to a rear roadway	17/02/2013	16/02/2028	300.00	843.96	168.79	1,012.75
000102	Excmo. Ayuntamiento de Huelva	Operating the former Rio Tinto quay	29/09/1994	28/09/2024	2,395.80	196.74	0.00	196.74
000308	Aislamientos Térmicos y Frigoríficos, S.A.	Manufacture & installation of thermal insulation	21/07/2015	21/07/2027	2,319.71	9,745.91	8,505.96	18,251.87
000324	Edistribución Redes Digitales, S.L.U	Hanging aerial lines for "Cristóbal Colón" power station	07/07/1961	16/12/2027	50,994.40	28,324.04	5,664.81	33,988.85
000336	Endesa Generación, S.A. Sociedad Unip	Water & Sewage connections	20/03/1962	16/12/2027	5,369.41	9,200.84	1,840.17	11,041.01
000339	Edistribución Redes Digitales, S.L.U	Fish processing shed	28/03/1962	16/12/2027	24.48	189.84	37.97	227.81
000341	Cruz Roja Española-Asamblea Prov.	For institution's own purposes	21/11/2018	20/11/2028	1,796.66	0.00	0.00	0.00

Reference	Owner	Purpose	Date Awarded	Expiry Date	Total m ²	Occupancy Rate	Activity Rate	Total Rates
000395	Edistribución Redes Digitales, S.L.U	Electrical energy supply transformer station	01/07/1965	16/12/2027	54.48	422.50	84.50	507.00
000407	Comercial Eléctrica Onubense S.A.	Mechanical & Electrical Boilermaking workshop	19/10/1965	16/12/2027	2,187.00	5,934.98	1,187.00	7,121.98
000458	Edistribución Redes Digitales, S.L.U	66 kv power line	14/02/1968	16/12/2027	5,935.00	2,700.98	540.20	3,241.18
000471	Cía. Española de Petróleos S.A. CEPSA	Floating terminal & underware pipeline	27/12/1972	21/11/2026	204,145.10	135,290.86	186,026.36	321,317.22
000481	Endesa Generación,S.A. Sociedad Unip	Underground water pipeline inlet & outlet	14/03/1967	16/12/2027	724.30	981.26	196.25	1,177.51
000497	Cía. Española de Petróleos S.A. CEPSA	Refinery Port of Huelva liquid fuel transportation pipeline	30/10/1968	16/12/2027	9,741.15	2,768.33	553.67	3,322.00
000515	Artes y Redes del Sur, S.L.	Fishing industry installations	08/05/2015	16/12/2027	810.00	1,859.96	500.00	2,359.96
000527	Edistribución Redes Digitales, S.L.U	New port Rio-Gulf refinery 15 Kv Line Substation	30/10/1968	16/12/2027	5,215.00	10,559.78	2,111.96	12,671.74
000531	Suministros Siderúrgicos Huelva, S.A.	Trade, distribution & transformation of steel products	16/11/2018	15/11/2033	2,209.10	24,533.83	1,492.65	26,026.48
000573	Goipe Huelva, S.L.	Installations for industrial supplies	03/06/2016	02/06/2032	4,825.00	28,891.70	4,120.17	33,011.87
000581	Montajes Metálicos Huelva, S.L.	Workshops for metal constructions & boilermaking	12/05/2015	13/05/2028	7,440.00	34,151.44	4,355.68	38,507.12
000591	Sociedad Española de Carburos Metálicos, S.A.	Storage plant for liquid carbon dioxide	13/07/2010	13/07/2025	9,957.00	23,580.03	5,337.21	28,917.24
000607	Punta Naval S.L.	Commercial leisure craft & repairs to marine machinery & engines	28/07/2020	27/07/2034	2,430.00	18,849.03	11,339.84	30,188.87

Reference	Owner	Purpose	Date Awarded	Expiry Date	Total m ²	Occupancy Rate	Activity Rate	Total Rates
000630	Atlantic Copper S.L.U.	Warehouse & premises for offices & showroom	16/07/2012	16/07/2024	9,378.75	48,972.83	0.00	48,972.83
000676	Electroquímica Onubense, S. L.	Washing plant & salt collection from crystallisation basins	31/07/2014	31/07/2027	77,890.80	14,589.06	4,800.00	19,389.06
000736	Grupo Amasua, S.A.	Warehouse for nets, fishing tackle, offices showroom & sale of fish products	14/06/2002	25/12/2024	2,394.15	5,466.57	4,373.26	9,839.83
000772	Cía. Española de Petróleos S.A. CEPSA	Quay for bulk liquid traffic & service area	28/06/2005	27/05/2035	101,676.80	188,788.15	771,573.26	960,361.41
000813	Cepsa Química, S.A.	Auxiliary storage units & installations for its plant	29/12/2004	30/03/2032	62,677.36	321,907.42	44,022.11	365,929.53
000879	Baltimar S.A.	Fishing industry installations	02/05/2010	01/05/2025	1,587.50	8,342.04	16,821.59	25,163.63
000880	Antonio Machuca S.L.	Marine & Industrial supplies	05/03/2018	04/03/2028	1,750.00	16,694.44	1,313.01	18,007.45
000883	Onubanaval, S.L.	Naval carpentry	20/06/1997	30/06/2027	2,760.00	6,337.65	4,031.78	10,369.43
000905	Ibertrans 2000,S.L.	Safekeeping & maintenance of lorry fleet	01/02/2014	01/02/2029	6,200.00	27,862.95	5,490.28	33,353.23
000926	Mantenimientos y Montajes S. Coop	Repair of vessels & boilermaking, maintenance & industrial mechanics	11/03/2017	10/03/2027	4,846.20	47,683.41	3,800.92	51,484.33
000931	NEDGIA Andalucía, S.A.	Installation of a natural gas pipeline	25/04/2006	16/12/2027	25,028.93	28,810.29	5,762.09	34,572.38

Reference	Owner	Purpose	Date Awarded	Expiry Date	Total m ²	Occupancy Rate	Activity Rate	Total Rates
000932	Gas-Auto S.C.A.	Service station for the supply of electrical charging, fuel and LPG and auxiliary facilities that include telephone and radio stations for taxis, office, mechanical and electronic workshop and vehicle washing station	28/02/2017	27/02/2037	5,557.02	31,839.47	12,515.30	44,354.77
000945	Enagas Transporte S.A.U.	Installation of the Huelva - Seville gas pipe section in the Port of Huelva service area	22/12/1988	16/12/2027	348.00	414.19	82.84	497.03
000968	Servicios Marítimos Aduaneros Huelva S.L.	Storage & Distribution of Bulk Solids en Torre Arenillas	09/03/1989	13/03/2034	15,400.00	43,323.28	26,003.12	69,326.40
000969	Junta de Andalucía	Odiel Salt-Marshes Visitors Centre (Bacuta Island)	19/06/2009	26/04/2029	127,779.00	0.00	0.00	0.00
000970	Pinturas Brico, S.L.	Exhibition & sale of paintings	26/04/2019	25/04/2029	810.00	7,733.62	4,800.00	12,533.62
000976	Enagas Transporte S.A.U.	Installation of cathodic protection station N° 1 on Huelva - Seville Gas pipeline	25/04/2006	16/12/2027	132.00	157.11	31.42	188.53
000980	Expromar S.L.	Installation for preparing, processing & distributing fish & shellfish	13/07/2015	13/07/2027	2,430.00	21,362.18	1,642.93	23,005.11
000993	Alex Huelva, S.L.	Industrial cleaning service	14/09/2010	14/09/2025	2,839.00	24,329.41	1,451.72	25,781.13
000997	Edistribución Redes Digitales, S.L.U	Operation of a 15 KV medium voltage underground line	19/04/2011	19/04/2026	39.16	463.83	15.74	479.57

Reference	Owner	Purpose	Date Awarded	Expiry Date	Total m ²	Occupancy Rate	Activity Rate	Total Rates
001008	Restauración y Hostelería Joma S.L.	Bar/coffee-restaurant on Avda. Francisco Montenegro	11/06/2013	10/06/2028	1,178.00	12,639.15	584.99	13,224.14
001023	Decal España S.A.	Marine terminal for the receipt, storage, distribution of hydrocarbons & manufacture of biofuels	11/11/1993	10/11/2043	238,614.13	427,097.96	719,012.43	1,146,110.39
001035	Antonio España e Hijos S.L.	Solid waste recovery, sorting & recycling plant	18/02/2000	23/08/2032	17,781.60	42,496.57	7,850.22	50,346.79
001039	Excmo. Ayuntamiento de Huelva	Pinar marshes sewage treatment plant	31/07/1995	02/08/2025	64,083.00	0.00	0.00	0.00
001045	Bergé Marítima S.L.	Receipt, storage & expedition of bulk solids	30/07/1996	01/10/2024	19,137.24	53,836.88	38,335.17	92,172.05
001048	Consignaciones y Graneles del Suroeste S.A.	Storage of bulk solids & by-products	30/07/1996	06/08/2026	15,722.40	44,154.95	25,554.82	69,709.77
001054	Laboral Team Stros. Industriales, S.L	Storage & marketing of industrial spare parts	07/11/1996	13/11/2026	1,571.01	3,467.85	1,233.96	4,701.81
001061	Puig Mora, María del Rocio	Coffee-Bar on Avda, North of the Fishing North Polygon	06/07/2018	05/07/2028	20.15	574.31	1,600.01	2,174.32
001062	Atrian Technical Services, S.A.	Assembly & maintenance services for industrial installations	14/12/2017	13/12/2032	1,527.75	12,627.23	800.00	13,427.23
001063	Refractarios del Sur, S. L.	Industrial assembly of antacid & refractory coatings	30/12/1997	30/12/2027	1,584.00	3,496.52	2,000.00	5,496.52
001071	Mantenimiento y Montajes Industriales, S. A.	Cleaning, de-contamination & treatment of industrial installations	29/04/2019	28/04/2031	1,701.00	14,952.38	1,000.00	15,952.38

Reference	Owner	Purpose	Date Awarded	Expiry Date	Total m ²	Occupancy Rate	Activity Rate	Total Rates
001075	TDN Sevilla, S.A.	Logistics centre for the receipt, storage & distribution of goods	07/04/2000	28/04/2030	4,475.00	9,878.11	5,926.87	15,804.98
001076	Nautica Avante, S.L.	Marketing, sale & repair of marine engines	09/10/2019	08/10/2033	1,620.00	13,106.04	1,174.05	14,280.09
001086	Dapeit Real State, S.L.	Building & operating a mini industrial estate on Avda. F. Montenegro	27/04/2001	15/05/2031	25,350.00	55,957.59	19,370.98	75,328.57
001090	Ibemetex Spain S.L.	Building & operating a tertiary equipment centre	11/01/2002	10/01/2032	243.50	798.92	263.64	1,062.56
001091	NEDGIA Andalucía, S.A.	Transport of Natural Gas through the Port of Huelva Service Area	12/07/2001	11/07/2031	478.48	791.35	395.68	1,187.03
001095	Alex Huelva, S.L.	Storage & Sale of Furniture	14/07/2016	13/07/2026	500.04	10,720.66	4,000.00	14,720.66
001101	Prezero Gestión de Residuos, S.A.	Main Offices & General Management of Selective Urban Waste Collection	07/04/2002	04/11/2024	9,500.00	20,970.30	16,776.24	37,746.54
001109	Guerra-Librero, S.L.	Marketing & assembly of industrial equipment	11/10/2019	10/10/2032	497.72	14,846.35	7,653.85	22,500.20
001111	Dimahuelva, S.L.U.	Fishing industry installations	22/11/2002	27/12/2032	810.00	1,859.96	1,115.97	2,975.93
001137	Fertiberia S.A.	Storage of Ammonia & Fertiliser Manufacturing Plants	01/07/2004	16/12/2024	204,421.45	354,847.40	70,969.83	425,817.23
001141	Alex Huelva, S.L.	Vehicle Washing Centre	30/12/2004	29/12/2024	1,384.21	4,334.29	5,701.66	10,035.95
001142	Enagas Transporte S.A.U.	Loading & Unloading of Liquefied Natural Gas, Storage	19/11/2004	03/04/2029	232,888.42	533,689.27	336,335.39	870,024.66
001143	Drace Geocisa, S.A.	15 Kv Underground Power Line	28/06/2005	07/07/2040	818.40	81.37	16.27	97.64

Reference	Owner	Purpose	Date Awarded	Expiry Date	Total m ²	Occupancy Rate	Activity Rate	Total Rates
001144	Bergé Marítima S.L.	Storage of Bulk Solids	19/11/2004	04/12/2024	25,507.00	71,756.30	68,743.07	140,499.37
001149	Pinsur, S.A.	Treatment of Metal Surfaces	10/05/2005	09/05/2025	6,912.00	23,840.01	4,768.02	28,608.03
001151	Algeposa Huelva, S. L.	Storage, maintenance and processing, mechanical mixing in closed containers of non-polluting solid bulk	30/09/2005	30/09/2040	86,557.01	175,260.96	107,897.55	283,158.51
001162	Atlantic Copper S.L.U.	Terminal for the Receipt, Storage & Distribution of Bulk Solids	31/01/2014	09/05/2033	60,588.29	397,320.52	143,716.15	541,036.67
001171	Vodafone ONO S.A.U.	Telecommunications Line	05/05/2006	04/05/2036	148.41	180.39	36.08	216.47
001177	Dos Fuentes, S.L.U.	Execution & Maintenance of Civil & Industrial Works	22/09/2006	03/10/2026	4,206.54	9,158.12	4,579.06	13,737.18
001183	Gunvor España, S.L.U.	Pipeline rack for transporting oils, hydrocarbons, alcohols	10/01/2008	10/01/2028	5,423.85	22,923.20	135,117.05	158,040.25
001185	Huelva Belts S.L.	Installation of a System for the Receipt & Transport of Cereal	04/01/2008	31/12/2023	1,120.46	17,659.05	3,531.81	21,190.86
001187	Atlantic Copper S.L.U.	Logistics Centre for Storing Bulk Solids & Other Products	16/01/2016	27/11/2025	15,829.91	117,942.56	13,749.53	131,692.09
001190	Bar Nuevo Puerto C.B.	Bar-Restaurant	02/12/2006	01/12/2026	1,519.59	4,274.91	3,847.42	8,122.33
001195	Lípidos Santiga Huelva S.L.	Vegetable Oil Refining Plant	29/07/2009	10/11/2038	28,604.36	80,430.84	51,000.50	131,431.34
001197	Real Club Marítimo de Huelva	Building & Operating Nautical-Sports Facilities	30/06/2007	30/06/2037	63,090.40	62,013.33	7,760.49	69,773.82

Reference	Owner	Purpose	Date Awarded	Expiry Date	Total m ²	Occupancy Rate	Activity Rate	Total Rates
001209	Alex Huelva, S.L.	Marpol Waste Collection & Transfer Centre	01/07/2008	01/07/2028	2,950.60	6,726.06	2,017.82	8,743.88
001210	Bergé Marítima S.L.	Storage & Distribution of Bulk Solids	28/06/2008	27/06/2036	14,541.70	40,703.66	27,334.76	68,038.42
001212	Distribumar, S.L.	Handling, Packaging & Sale of Fish & Seafood	26/07/2008	25/07/2026	750.00	6,858.31	1,371.66	8,229.97
001222	S.G.S. Española de Control S.A.	Lorry & wagon weighbridge operations at I.J. Gonzalo Wharf	08/05/2019	07/05/2029	1,003.91	10,303.14	10,303.12	20,606.26
001225	Atlantic Copper S.L.U.	Copper Smelting & Refining Plant, Auxiliary Installation & Traffic Terminal	18/12/2009	25/07/2038	434,397.54	789,703.61	203,140.38	992,843.99
001238	Cía. Española de Petróleos S.A. CEPSA	Laying a Fuel Oil Pipeline Through a Tunnel on Street A.	10/03/2010	10/01/2028	14.40	2,173.51	17,246.67	19,420.18
001244	Junta de Andalucía	Water Supply Pipe for Watering the Botanical Garden	05/04/2011	29/11/2045	1,275.00	0.00	0.00	0.00
001245	Fertinagro Sur, S.L.	Production of Secondary Nutrients & Trace Elements for Nutrition	13/01/2011	12/01/2036	104,414.24	263,338.93	60,130.51	323,469.44
001246	Edistribución Redes Digitales, S.L.U	Operating a 15 Kv Power Line	25/07/2010	24/07/2030	3,053.51	8,307.32	9,393.48	17,700.80
001252	Telefónica Móviles España S.A.	Installing & Operating Mobile Telephone Masts	26/07/2012	25/07/2027	606.83	807.95	11,699.25	12,507.20
001255	Fishingdos y Mariscos Sánchez de la Campa S.L.	Marketing of Fish & Seafood	04/05/2011	03/05/2031	1,095.00	9,351.49	1,170.25	10,521.74
001274	Grupo Hostelero Bonilla S.L.U.	Operating a Bar/Coffee - Restaurant	27/06/2012	26/06/2027	1,182.39	65,376.71	4,930.12	70,306.83

Reference	Owner	Purpose	Date Awarded	Expiry Date	Total m ²	Occupancy Rate	Activity Rate	Total Rates
001275	Levantino Aragonesa de Tránsitos, S.A.	Plant for Preparing Raw Materials & Terminal for Storing & Dispatching Bulk Liquids	26/07/2012	25/07/2027	11,661.21	38,593.16	6,521.76	45,114.92
001280	Levantino Aragonesa de Tránsitos, S.A.	Jetty for Loading & Unloading Bulk Liquids	07/08/2015	07/08/2024	9,938.52	34,795.56	60,494.06	95,289.62
001281	Mariscos Mendez, S.L.	Handling, Packaging & Sale of Fish & Seafood	23/06/2012	26/10/2030	3,268.00	14,441.27	9,058.90	23,500.17
001284	Seabery Soluciones, S.L.	Computer & Electronic Component Assembly & Production Plant	28/07/2012	27/07/2027	1,000.00	19,647.64	4,497.38	24,145.02
001289	ESTIHUELVA Centro Portuario de Empleo, S.A.,	Own Premises for that Company'S Services	06/02/2013	22/02/2033	119.05	5,932.68	961.20	6,893.88
001297	Atlantic Copper S.L.U.	Warehouse & Premises for Offices	03/02/2014	02/02/2024	4,825.00	36,908.44	0.00	36,908.44
001306	Atlantic Copper S.L.U.	Jetty For Berthing Vessels & Loading & Unloading Bulk Liquids	10/07/2013	09/07/2033	15,055.14	34,440.56	32,425.70	66,866.26
001309	Impala Terminals Huelva, S.L.U.	Terminal loading/unloading, storage and shipment of minerals, including their preparation and mixing, as well as other solid bulk compatible with scrap metal and any other steel material	18/10/2013	17/10/2048	232,760.10	848,740.57	159,248.92	1,007,989.49
001311	Centro de Elaboración Propia S.L.	Operating a Bar/Coffé - Restaurant	18/10/2013	17/10/2033	900.00	3,566.16	9,151.60	12,717.76
001313	Alquileres Raiseber, S.L.	Refrigeration Installations	19/04/2022	16/10/2025	13,252.50	62,515.75	6,580.28	69,096.03

Reference	Owner	Purpose	Date Awarded	Expiry Date	Total m ²	Occupancy Rate	Activity Rate	Total Rates
001317	Excmo. Ayuntamiento de Huelva	Low Voltage Power Line To Supply The Trade Fair Venue	04/01/2014	03/01/2049	40.36	40.86	8.17	49.03
001324	S.G.S. Española de Control S.A.	Chemical Laboratory & Offices	15/05/2014	14/05/2029	817.17	13,358.79	1,028.01	14,386.80
001325	Yilport Huelva S.L.	Container Terminal on the South Quay of the Outer Port	20/11/2014	19/11/2035	52,108.58	261,071.51	108,069.75	369,141.26
001331	Eurogrúas Huelva, S.L.U	Machinery depot & workshop	01/01/2023	21/07/2024	3,325.00	18,910.74	1,600.00	20,510.74
001332	Club Deportivo Piragüismo Tartessos Huelva	Nautical Activities-Sports Centre	26/10/2017	25/10/2027	942.00	5,746.43	833.10	6,579.53
001336	Magtel Comunicaciones Avanzadas	Laying Optic Fibre Cable & Providing Telecommunications Service	09/01/2015	08/01/2040	1,497.98	7,314.00	5,000.00	12,314.00
001339	Telefonica de España, S.A.U.	Telecommunications lines	16/01/2015	15/01/2035	9,086.75	11,709.20	2,289.53	13,998.73
001340	Fertinagro Sur, S.L.	Storage Centre for Raw Materials & Finished Products	29/01/2018	28/01/2028	17,068.39	170,495.77	7,535.35	178,031.12
001344	Esin Onubense, S.L.L.	Auxiliary Industrial Services	11/03/2015	10/03/2035	3,171.00	19,748.74	2,903.45	22,652.19
001345	Afrika Hostelería, C.B	Bar-Restaurant	13/01/2015	12/01/2031	1,877.00	14,547.16	1,330.00	15,877.16
001347	Atlantic Copper S.L.U.	220/50 Kv Electrical Substation & Laying a Power Line	29/04/2015	28/04/2050	5,067.97	7,349.41	1,469.88	8,819.29
001348	Atlantic Copper S.L.U.	Logistics Centre for Storing Bulk Solids	16/01/2016	27/11/2025	11,498.31	52,111.77	14,624.66	66,736.43
001349	Jardines del Odiel, S.L.	Centre for Conventions, Celebrations & Catering	26/06/2021	23/03/2024	4,306.56	21,236.52	4,001.81	25,238.33

Reference	Owner	Purpose	Date Awarded	Expiry Date	Total m ²	Occupancy Rate	Activity Rate	Total Rates
001350	Mariscos Huelva Mar S.L.	Refrigeration Equipment, Preparation, Marketing & Sale of Derived Products	08/03/2016	07/03/2026	333.00	1,202.57	1,364.48	2,567.05
001355	Fepeja de Papelería, S.L	Storage & Sale of Office Material	06/05/2015	05/05/2030	1,620.00	14,248.06	2,018.06	16,266.12
001359	Mariscos Hernández S.L.	Refrigeration Equipment, Preparation, Marketing & Sale of Fish Products	07/08/2015	06/08/2025	500.00	6,766.31	837.20	7,603.51
001362	Salvicón Montaje Industrial, S.L.	Industrial Assembly & Maintenance	07/10/2015	06/10/2025	4,622.30	22,162.61	3,102.00	25,264.61
001365	Mariscos MB, S.L.U.	Refrigeration Equipment, Preparation, Marketing & Sale of Fish Products	13/01/2016	12/01/2036	4,050.00	28,285.71	3,792.16	32,077.87
001369	Grusol Logística, S.L.	Maintenance & Parking Of Own Fleet of Vehicles	10/05/2016	09/05/2031	4,706.00	27,501.99	2,800.00	30,301.99
001375	Onuba Fun, S.L.	Family Games & Leisure	01/07/2016	30/06/2025	146.50	6,463.20	2,525.00	8,988.20
001381	Saybolt España, S.A	Sample Testing Laboratory & Offices	19/10/2016	18/10/2031	390.00	3,923.15	12,470.40	16,393.55
001384	Lobato Seguridad, S.L.	Nautical & Fishing Training Academy	20/10/2016	19/10/2026	500.00	7,287.36	1,048.95	8,336.31
001386	Rectificados Lemar, S.L.	Industrial Maintenance Workshop	20/07/2016	19/07/2036	5,125.00	45,932.14	2,919.71	48,851.85
001388	Cruz Roja Española-Asamblea Prov.	Storage of goods for the institution's emergency activities	10/06/2019	09/06/2025	1,309.00	0.00	0.00	0.00
001390	Áridos Anfersa, S.L.	Freight handling Machinery Rental	26/10/2016	25/10/2031	390.00	4,158.19	1,500.00	5,658.19
001391	Enagas Transporte S.A.U.	Pipelines for Transporting Gas	11/06/2016	10/06/2036	10,422.16	67,527.61	1,875.13	69,402.74

Reference	Owner	Purpose	Date Awarded	Expiry Date	Total m ²	Occupancy Rate	Activity Rate	Total Rates
001392	Bueno Sanchez, Jose Manuel	Restaurant-Bar	17/09/2019	16/09/2029	156.25	3,034.32	246.78	3,281.10
001397	Grupo Electro Stocks, S.L.U.	Industrial Supplies	08/03/2017	07/03/2027	1,502.60	44,032.11	2,087.04	46,119.15
001405	Áridos Anfersa, S.L.	Mechanical Workshop for Freight handling Machinery	10/10/2017	09/10/2027	1,319.00	10,602.47	800.00	11,402.47
001407	Bergé Marítima S.L.	Offices & Repair Workshop for Machinery Used in Stevedoring	06/10/2018	05/10/2028	1,565.50	33,367.91	748.70	34,116.61
001408	GM Fuel Tank, S.L.	Receipt/Dispatch of Hydrocarbons	10/10/2017	09/10/2027	1,100.00	3,094.52	1,470.00	4,564.52
001409	Bergé Marítima S.L.	Logistics Terminal for Loading, Unloading, Storing & Distributing Bulk Solids	08/05/2018	07/05/2048	39,150.00	140,930.98	30,377.63	171,308.61
001415	Huelva Area Logística Integral, S.L.	Operation of an All-Inclusive Transport Service Unit	29/05/2018	28/05/2053	64,452.00	142,271.34	0.00	142,271.34
001417	S.G.S. Española de Control S.A.	Laboratory for Preparing Mineral Samples	23/01/2018	22/01/2028	755.48	10,347.03	3,070.77	13,417.80
001425	Ricardo Fuentes e Hijos Cádiz S.A.	Refrigeration Units, Preparation, Marketing & Sale of Fish Derivatives	20/05/2019	19/05/2049	975.80	2,240.68	3,167.30	5,407.98
001431	Costa Fishing Ricomar, S.L.	Preparation & Marketing of Fish & Seafood	24/05/2018	23/05/2043	2,931.50	19,101.90	7,868.78	26,970.68
001448	Cinrocar, S.L.	Bar - Restaurant Coffe Shop	04/10/2018	03/10/2033	1,563.20	3,948.29	12,956.77	16,905.06
001449	Masía Caballero, Vicente Ignacio	Sports Center	04/12/2018	03/12/2028	500.00	8,097.01	885.33	8,982.34

Reference	Owner	Purpose	Date Awarded	Expiry Date	Total m ²	Occupancy Rate	Activity Rate	Total Rates
001462	Fishingdos Y Mariscos Hnos Felipe S.L	Fresh fish wholesaler (first & secondary sales)	07/09/2020	06/09/2050	2,280.92	76,952.31	6,200.18	83,152.49
001463	García Bravo, José Luis	Coffe - Bar - Restaurant on the Levante Quay	01/07/2022	09/12/2035	57.36	3,304.40	725.00	4,029.40
001471	Rutas y entregas, S.L.	Road transportation activities	11/07/2019	10/07/2029	1,620.00	10,325.29	1,250.00	11,575.29
001476	Grupo Electrocon, S.L.	Climate control company	11/10/2019	10/10/2029	93.75	1,348.63	667.99	2,016.62
001482	Fundación Laboral de la Construcción	Training Academy	12/12/2019	11/12/2044	3,762.68	28,248.81	2,037.57	30,286.38
001488	Axent Infraestructuras de Telecomunicaciones, S.A.	Laying Optic Fibre Cable & Providing Telecommunications Services	28/11/2019	27/11/2044	1,090.00	4,721.78	4,000.00	8,721.78
001489	Inforel Sistema de Áridos, S.A.	Instalation & operation of a concrete plant	27/01/2021	26/01/2036	2,351.00	5,189.60	0.00	5,189.60
001493	Copeinsur, S.L.	Auxiliary services of Civil works & building	12/03/2020	11/03/2035	503.70	4,376.52	1,677.06	6,053.58
001495	Cía. Española de Petróleos S.A. CEPSA	Maritime Terminal for Loading & Unloading Petroleum Products	19/01/2021	18/01/2061	36,135.44	561,196.63	426,553.85	987,750.48
001499	Garzón del Olmo, José Rafael	Logistic & storage activities	01/06/2020	31/05/2035	1,620.00	19,285.83	1,321.61	20,607.44
001500	Frigoríficos Portuarios del Sur, S.L.	Manufacture & installation of Refrigerated Installations	07/10/2020	06/10/2055	32,570.40	91,627.05	0.00	91,627.05
001501	Áridos Anfersa, S.L.	Building & operating of a industrial unit for bulk storage	30/09/2020	29/09/2045	9,507.83	26,659.38	6,000.00	32,659.38

Reference	Owner	Purpose	Date Awarded	Expiry Date	Total m ²	Occupancy Rate	Activity Rate	Total Rates
001502	Atlantic Copper S.L.U.	Constructing and operating a recycling plant to receive, prepare and process copper electronic and electrical material	25/03/2021	24/03/2061	42,017.03	104,378.40	18,534.40	122,912.80
001515	Mariscos Jesumar S.L.	Marketing of fish and seafood, its preparation, cooking, storage, packaging, sale to the public and export. Seafood city	27/01/2022	26/01/2047	103.81	6,179.41	177.84	6,357.25
001516	Fernández Domínguez, Manuel	Marketing of fish and seafood, its preparation, cooking, storage, packaging, sale to the public and export. Seafood city	27/01/2022	27/01/2047	103.82	6,179.09	126.03	6,305.12
001517	Fishingdos Y Mariscos Toni, C.B.	Marketing of fish and seafood, its preparation, cooking, storage, packaging, sale to the public and export. Seafood city	03/02/2022	02/02/2047	207.50	12,360.66	574.01	12,934.67
001518	Vázquez Fernández, Rafael	Marketing of fish and seafood, its preparation, cooking, storage, packaging, sale to the public and export. Seafood city	07/02/2022	06/02/2047	103.86	6,175.27	138.20	6,313.47
001520	Mariscos Costa de la Luz S.L.	Marketing of fish and seafood, its preparation, cooking, storage, packaging, sale to the public and export. Seafood city	31/01/2022	30/01/2047	207.98	12,312.01	293.29	12,605.30

Reference	Owner	Purpose	Date Awarded	Expiry Date	Total m ²	Occupancy Rate	Activity Rate	Total Rates
001521	Fishingdos y Mariscos Sánchez de la Campa S.L.	Marketing of fish and seafood, its preparation, cooking, storage, packaging, sale to the public and export. Seafood city	28/01/2022	27/01/2047	203.78	12,083.68	337.93	12,421.61
001522	Mariscos Puertohuelva, S.L.	Marketing of fish and seafood, its preparation, cooking, storage, packaging, sale to the public and export. Seafood city	31/01/2022	30/01/2047	103.99	6,189.88	214.30	6,404.18
001524	Tartessos Mar, S.L.	Marketing of fish and seafood, its preparation, cooking, storage, packaging, sale to the public and export. Seafood city	02/02/2022	01/02/2047	207.48	12,358.82	371.92	12,730.74
001527	Reparaciones y Maquinaria Caravaca, S.L.	Storage & maintenance of machinery	16/10/2020	15/10/2040	1,050.00	2,953.86	640.00	3,593.86
001529	Lagunapeixe, S.L.	Marketing of fish and seafood, its preparation, cooking, storage, packaging, sale to the public and export. Seafood city	31/01/2022	30/01/2047	103.83	6,167.70	186.79	6,354.49
001530	Mariscos Sandimar, S.L.	Marketing of fish and seafood, its preparation, cooking, storage, packaging, sale to the public and export. Seafood city	01/02/2022	31/01/2047	112.28	6,526.02	271.25	6,797.27
001540	Olano Sur, S.L.	Fish products transportation	28/01/2022	27/01/2047	207.64	12,379.59	586.30	12,965.89
001545	Termisur Eurocargo, S.A	Freight transshipment for land or maritime transport	23/01/2021	21/02/2027	110.08	1,182.25	140.00	1,322.25

Reference	Owner	Purpose	Date Awarded	Expiry Date	Total m ²	Occupancy Rate	Activity Rate	Total Rates
001550	Gruas Lozano S.A.	Machinery depot & workshop	25/02/2021	24/02/2026	3,957.33	27,037.71	2,848.35	29,886.06
001551	Alter Enersun, S.A.	Construction and operation of buried power line and media station	16/03/2023	15/03/2058	4,634.90	1,318.78	0.00	1,318.78
001554	Geojet, S.L.	Office and workshops for machinery and construction companies	18/11/2020	31/12/2023	1,670.55	18,125.20	2,952.40	21,077.60
001557	Venator P&A Spain, S.L.	Operation of a cooling water collection & discharge system	09/01/2021	08/01/2041	1,155.60	1,375.40	4,100.59	5,475.99
001560	Tir Sevilla, S.L.	Transportation & Sale of Fish Products. Seafood city	31/01/2022	30/01/2047	103.84	6,143.82	145.74	6,289.56
001563	Edistribución Redes Digitales, S.L.U	New low voltage substation grid, to change voltage and increase power	20/05/2021	19/05/2071	441.45	362.80	72.56	435.36
001564	Edistribución Redes Digitales, S.L.U	Replacing the "ENESA" MVUC between CD 73.002 "PUMP, TAXI" and CD 104,934 "ODIEL RIVER"	18/03/2021	17/03/2071	321.68	330.21	0.00	330.21
001566	Sociedad de Gestión de Puertos y Marinas, S.L.	Construction and running an urban marine/leisure sailing facility for watersports-recreational sailing, commercial and complementary activities in the Odiel river estuary	28/07/2021	27/07/2056	95,545.00	5,015.18	0.00	5,015.18
001567	Terminal Puerto Tartessos, S.A.	Construction and operation of a terminal with ship docking facilities and storage and distribution of energetic and other compatible liquid bulks	27/04/2023	26/04/2073	98,767.63	54,589.54	0.00	54,589.54

Reference	Owner	Purpose	Date Awarded	Expiry Date	Total m ²	Occupancy Rate	Activity Rate	Total Rates
001568	Octogamba, S.L.	Preparation & Marketing of refrigerated and frozen seafood. Seafood city	29/03/2021	28/03/2046	519.12	30,881.22	4,482.30	35,363.52
001574	Moncobra, S.A.	Industrial Maintenance, Mechanical Manufacturing & Boilermaking	28/04/2021	27/04/2031	2,109.00	13,045.92	2,293.62	15,339.54
001577	Estudios y Aplicaciones Electrónicas S.A.	Installations for naval electronics & Industrial Security	22/02/2021	21/02/2031	1,620.00	17,418.38	1,400.00	18,818.38
001578	Monajuana, S.L.	Constructing and operating a watersports-recreational sailing complex with complementary catering and leisure services	21/07/2021	20/07/2046	945.00	2,606.01	17,001.40	19,607.41
001579	Industrial Almunasty, S.L.	Timber industrial workshop and port maintenance and construction materials warehouse	30/11/2021	29/11/2037	2,949.30	6,510.29	2,391.00	8,901.29
001582	Nuevo Astillero de Huelva, S.A.	Constructing, repairing, maintenance and fitting out vessels and other steel and/or composite structure, along with electrification systems for vessels and shore facilities	13/07/2022	12/07/2062	144,718.60	215,348.53	31,169.98	246,518.51
001604	Hielos Costa de la Luz, S.L.	Ice Factory	23/07/2021	22/07/2025	750.00	8,979.45	750.00	9,729.45
001612	Innovación de Nuevos Espacios, S.L.	Constructing and operating facilities to clean and disinfect industrial vehicles used to transport food	13/12/2022	12/12/2047	5,913.00	16,046.41	0.00	16,046.41
001616	Mariscos Rubio, S.L.	Preparation & Marketing of Fish & Seafood	12/10/2021	11/10/2046	534.37	7,065.41	2,741.61	9,807.02

Reference	Owner	Purpose	Date Awarded	Expiry Date	Total m ²	Occupancy Rate	Activity Rate	Total Rates
001617	Cía. Española de Petróleos S.A. CEPSA	Construction and operation of a HVO (hydrotreated vegetable oil) production, storage and logistics plant	17/10/2023	16/10/2073	241,277.86	141,331.45	0.00	141,331.45
001621	Fishingdos Hermanos Diaz, S.L.	Handling, Packaging, Storage, Marketing, Exportation & Sale of Fish & Seafood. Seafood city	21/10/2021	20/10/2046	209.20	12,467.32	586.30	13,053.62
001628	Intertek Ibérica Spain, S.L.U.	Ship Loading & Unloading Inspection Services of vessels on the Quay	21/08/2021	20/08/2027	62.19	1,853.47	860.00	2,713.47
001634	ESTIHUELVA Centro Portuario de Empleo, S.A.,	Changing rooms for workers of the Goods Handling Service	25/11/2021	24/11/2036	179.31	5,797.19	100.89	5,898.08
001637	NEDGIA Andalucía, S.A.	Gas connection to Cepsa Química, S.A.	11/08/2021	10/08/2041	112.92	210.84	134.40	345.24
001639	Imesapi, S.A.	Maintenance services	04/01/2022	03/01/2028	1,000.00	11,972.56	873.44	12,846.00
001640	Idamar S.A.	Storage and sale of chandelery and industrial & Fishery supplies	11/06/2022	10/06/2032	4,050.00	32,074.29	2,816.74	34,891.03
001641	Banco de Alimentos de Huelva	Social Purposes of the entity	13/01/2022	12/01/2037	1,040.00	12,894.51	651.30	13,545.81
001642	ESTIHUELVA Centro Portuario de Empleo, S.A.,	Own facilities of the entity's service (staff rest area)	13/01/2022	12/01/2032	50.65	5,102.05	39.71	5,141.76
001645	Onurepasaz, S.L.	Ship repairs and maintenance	25/01/2022	24/01/2027	258.00	3,671.72	800.00	4,471.72
001647	Amor a Mar Puerto, S.L.	Catering and hospitality at the Seafood City outlets.	11/03/2022	10/03/2047	336.29	30,488.89	586.30	31,075.19

Reference	Owner	Purpose	Date Awarded	Expiry Date	Total m ²	Occupancy Rate	Activity Rate	Total Rates
001648	Nuuk Ice Lovers, S.L.	Operation of kiosk No. 4 for ice cream parlor/cafeteria	01/05/2023	31/12/2023	146.50	3,539.88	302.06	3,841.94
001649	Sertego Servicios Medioambientales S.L.U.	Treatment plant for used oil and other types of waste, mainly from vessels.	23/12/2022	22/12/2047	29,172.25	129,388.93	48,139.63	177,528.56
001653	Alquiboxes, C.B.	Car DIY centre	24/04/2022	23/04/2032	433.26	4,359.23	831.94	5,191.17
001656	Pescnort Mar, S.L.	Storage and distribution of fish products in Seafood City	15/07/2022	14/07/2047	103.86	5,949.23	126.28	6,075.51
001657	Naturgy Ciclos Combinados, S.L.	Conduction for the collection and discharge of seawater from the cooling system of the thermal power plant	05/10/2022	04/10/2042	7,144.64	232,436.38	6,289.08	238,725.46
001671	Masterclima De Huelva, S.L.U.	Distributing, assembly and maintenance of industrial cold facilities	10/07/2022	09/07/2032	1,000.00	13,133.55	1,143.78	14,277.33
001683	WPI Huelva, S.L.	Construction and operation of a solid plastic waste recovery plant for chemical recycling, as well as for the production of biofuels	30/12/2023	29/12/2058	63,055.03	971.98	0.00	971.98
001695	Mantenimiento y Montajes Industriales, S. A.	Assembly, repair, maintenance and distribution of industrial facilities and similar services	17/12/2022	16/12/2032	1,617.50	23,660.88	1,726.62	25,387.50
001696	Hune Rental, S.L.U.	Rental of machinery for construction, industry and services	11/07/2023	10/07/2033	4,182.50	17,190.46	0.00	17,190.46

Reference	Owner	Purpose	Date Awarded	Expiry Date	Total m ²	Occupancy Rate	Activity Rate	Total Rates
001697	Alex Huelva, S.L.	Vehicle washing station, distribution and sale of items related to the activity	28/12/2022	27/12/2034	2,610.00	16,274.89	1,350.00	17,624.89
001698	Briconuba,S.L.	Naval and industrial supplies warehouse	01/02/2023	31/01/2037	2,430.00	22,613.10	5,032.87	27,645.97
001711	Ricardo Fuentes e Hijos Cádiz S.A.	Storage of items related to the marketing of fish and seafood	23/04/2023	22/04/2029	200.00	1,531.06	2,495.34	4,026.40
001722	Air Liquide Ibérica de Gases, S.L.U.	Plant for the manufacturing, storage, marketing and distribution of industrial and medicinal gases (oxygen, nitrogen and argon)	17/10/2023	16/10/2063	23,401.71	19,450.21	6,246.58	25,696.79
001723	Envases Huelva, S.L.	Manufacturing and marketing of packaging for the fishing sector	31/07/2023	30/07/2033	1,620.00	4,168.14	1,241.25	5,409.39
001737	Insyte Instalaciones, S.A.	Electrical installations and repairs	06/10/2023	05/10/2029	1,620.00	2,916.83	268.15	3,184.98
001738	Dominion Industry & Infrastructures, S.L	Boilermaking and industrial pipe manufacturing workshop	31/07/2023	30/07/2028	9,268.48	22,562.48	2,026.43	24,588.91
001739	Health and Safety Outsourcing, S.L.	Training and training center in occupational safety and emergency HSO	30/12/2023	29/12/2043	4,654.21	56.29	0.00	56.29
001740	Sertego Servicios Medioambientales S.L.U.	Provision of the collection service for oily waste from ship bilges	01/08/2023	31/07/2029	338.21	529.65	1,604.75	2,134.40
001742	Agrotrans Tránsitos y Transportes, S.L.	Maintenance of machinery and office buildings	08/05/2023	07/05/2033	2,644.38	16,107.29	834.63	16,941.92

Reference	Owner	Purpose	Date Awarded	Expiry Date	Total m ²	Occupancy Rate	Activity Rate	Total Rates
001747	Alquibalat, S.L.	Storage and rental of prefabricated modules	28/11/2023	27/11/2027	4,842.18	2,385.85	589.64	2,975.49
001750	García-Munté Energía S.L.	Storage, treatment and marketing of solid fuels	09/10/2023	08/10/2048	32,948.50	36,359.28	4,236.54	40,595.82
001770	Daga 21, S.L.	Office and warehouse for storage of supplies for the industry	06/11/2023	05/11/2033	401.00	1,451.01	642.16	2,093.17
001776	Exolum Corporation, S.A.	Exploitation of a 16" pipeline for the transport of bulk liquid hydrocarbons	11/11/2023	10/11/2043	1,696.20	5,475.73	6,666.80	12,142.53
001777	Exolum Corporation, S.A.	Exploitation of a 14" pipeline for the transport of bulk liquid hydrocarbons	11/11/2023	10/11/2043	1,696.20	4,433.91	2,076.66	6,510.57
800679	Ibemetex Spain S.L.	Tertiary Equipment Centre	21/12/2001	31/12/2022	21,730.00	0.00	0.00	0.00
800680	Puerta del Odiel S.L.	Services Centre	21/12/2001	22/01/2052	21,566.08	0.00	0.00	0.00
0132-1	Rebobinados Sur, S.L.	Repair & Maintenance of Industrial Motors/Engines	26/09/2017	25/09/2031	1,050.00	10,040.06	556.52	10,596.58
0448-2	Endesa Generación,S.A.Sociedad Unip	Water Pipeline from the C.H.G. to the Power Station	30/12/1966	16/12/2027	191.14	68.69	13.74	82.43
0489-1	Prebetong Hormigones, S.A.	Manufacture of Concretes & Mortars	21/07/2015	20/07/2030	6,368.86	17,941.08	21,290.38	39,231.46
A01184	Dependencia Provincial De Aduana li.Ee. De Huelva	Building for Customs Offices on the Levante Quay	14/01/1990	14/01/2090	72.00	0.00	0.00	0.00
A01201	Direccion General De La Marina Mercante	Administrative duties	26/07/2007	26/07/2090	52.70	0.00	0.00	0.00

Reference	Owner	Purpose	Date Awarded	Expiry Date	Total m ²	Occupancy Rate	Activity Rate	Total Rates
A01555	Hermes Logística, S.A.	Traffic control office for loading and unloading reefer trailers and trucks	02/07/2021	01/07/2024	15.00	49.75	550.00	599.75
A01569	As Promoción Comercial Puerto Huelva (HUELVAPORT)	Huelvaport Offices	28/02/2021	27/02/2024	16.70	1,295.42	9.46	1,304.88
A01570	Urbaser, S.A.	Urban services delegation office	10/01/2021	09/01/2024	377.25	5,408.44	5,600.00	11,008.44
A01571	Andabdul, S.L.	Operating Kiosk No. 3 for Hospitality and Catering	17/02/2021	16/02/2024	146.50	5,933.89	503.38	6,437.27
A01585	Sociedad de Gestión de Puertos y Marinas, S.L.	Building for commercial management on the Levante Quay	25/05/2021	24/05/2024	720.00	15,550.22	963.52	16,513.74
A01600	García-Munté Energía S.L.	Storage of Solid Fuels in General, Coal & Biomass	14/06/2021	13/06/2024	15,000.00	42,198.01	8,439.60	50,637.61
A01603	Naviera Armas S.A.	Supplies store for manoeuvres Loading/Unloading Vessels	06/02/2021	05/02/2024	15.00	58.79	11.76	70.55
A01605	Acsa Obras e Infraestructuras, S.A.U.	Works office for the remodelling of the Santa Eulalia Syphon Bridge	16/07/2021	15/07/2024	810.00	5,625.60	439.63	6,065.23
A01610	Balearia Eurolíneas Marítimas, S.A.	Private Maritime Terminal for Loading & Unloading of Passengers & Vehicles	11/12/2021	10/12/2024	7,000.00	42,317.22	83,074.06	125,391.28
A01613	Yilport Huelva S.L.	Application submitted for administrative permit for the container crane park on the South Wharf of Port of Huelva's service area	12/07/2021	11/07/2024	3,240.00	17,632.97	3,526.59	21,159.56

Reference	Owner	Purpose	Date Awarded	Expiry Date	Total m ²	Occupancy Rate	Activity Rate	Total Rates
A01615	Suisca Iberia, S.L.U.	Ship chandler and private bonded warehouse at No. 2 Storage Facility on the Levante Wharf	06/08/2021	06/08/2024	480.00	10,686.00	9,705.54	20,391.54
A01618	Amarres Marítimos del Sur S.L.	Ancillary premises of the vessel mooring and unmooring port service	19/10/2021	18/10/2024	71.15	1,834.62	100.00	1,934.62
A01631	Consignaciones y Graneles del Suroeste S.A.	Storage of Bulk Solids	01/12/2021	30/11/2024	9,035.13	25,417.63	5,083.52	30,501.15
A01632	Consejería de Agricultura, Fishing, Agua y Desarrollo Rural.	Temporary storage of fishing gear and items seized during fishing inspections	23/10/2021	22/10/2024	80.00	0.00	0.00	0.00
A01644	Alex Huelva, S.L.	Storage of own industrial vehicles and machinery for its activity	21/01/2022	20/01/2025	2,796.50	6,286.67	1,234.60	7,521.27
A01660	Hernández Cerpa, Ana Arcadia	Coffe - Bar	01/07/2022	30/06/2025	146.50	5,735.14	500.00	6,235.14
A01661	Total Freight Worldwide, S.L	Logistic operator activities	02/07/2022	01/07/2025	19.50	694.80	8.61	703.41
A01662	Alex Huelva, S.L.	Erecting changing room unit for stowage workers	13/05/2022	12/05/2025	45.00	205.75	41.15	246.90
A01663	Dylan Marinas, S.L	Stocking areas to implement the works of the "Odiel Marina" facilities on the Levante Wharf	28/04/2022	27/04/2024	1,627.50	10,277.39	2,055.48	12,332.87
A01682	Repartos del Sur, S.C.A.	Office to manage transport company	09/07/2022	08/07/2025	29.86	1,063.93	13.19	1,077.12
A01685	Luddyap, S.L.	Car rentals without driver	11/08/2022	10/08/2025	1,100.00	4,399.81	286.87	4,686.68
A01686	Auxiliar Maritima del Sur S.A.	Storage of equipment and tools	21/07/2022	20/07/2025	14.00	64.01	64.01	128.02

Reference	Owner	Purpose	Date Awarded	Expiry Date	Total m ²	Occupancy Rate	Activity Rate	Total Rates
A01687	Nosinmiapu, S.L.	Kiosk No. 5 run as café-bar	12/08/2022	11/08/2025	146.50	5,724.75	666.92	6,391.67
A01690	Ayuntamiento de Cartaya	Occupancy of different premises for social and cultural purposes	23/08/2022	22/08/2024	713.00	9,795.16	297.00	10,092.16
A01699	Balearia Eurolíneas Marítimas, S.A.	Occupation of offices and ticket sales in a multifunctional building on the south pier	27/04/2023	26/04/2026	85.79	7,325.86	3,410.96	10,736.82
A01700	Zalvide S.A.	Office occupation in the multifunctional building on the south pier for intermediation activities in foreign traffic operations	06/06/2023	05/06/2026	12.11	1,264.63	687.12	1,951.75
A01707	Ferrovial Construcción S.A.	Office for administrative tasks	20/01/2023	19/01/2025	130.00	4,825.14	69.33	4,894.47
A01708	Naviera Armas S.A.	Occupation of premises for offices, ticket sales and ticket management in a multifunctional building on the south pier	19/07/2023	18/07/2026	90.43	5,133.49	12,715.87	17,849.36
A01710	Traslado de Vehículos Luna, S.L	Occupation of office belonging to the multifunctional building on the south dock for customs management activities	03/06/2023	02/06/2026	9.27	981.95	696.98	1,678.93
A01712	Electroquímica Onubense, S. L.	Conduction of effluent discharge from their plant	02/02/2023	01/03/2024	2,979.46	3,887.16	33,225.97	37,113.13
A01714	Eman Ingeniería, S.L.	Office to manage engineering company	04/03/2023	03/03/2026	20.70	603.14	7.59	610.73

Reference	Owner	Purpose	Date Awarded	Expiry Date	Total m ²	Occupancy Rate	Activity Rate	Total Rates
A01715	Cepsa Comercial Petróleo, S.A.	Fuel supply to ships in Levante dock	13/05/2023	12/11/2024	262.98	610.84	127.67	738.51
A01716	Bernardino Abad, S.L.	Occupation of premises in the multifunctional building on the south dock for customs management activities	01/06/2023	31/05/2026	10.29	1,100.28	888.10	1,988.38
A01717	Amarres Marítimos del Sur S.L.	Installation of a marine container to store tools and supplies for their fleet	07/04/2023	06/04/2026	28.80	287.41	287.41	574.82
A01718	Cía. Española de Petróleos S.A. CEPESA	General services area, storage, pre-assembly and pontoon loading of modules for the implementation of the project to optimize product shipping times between the La Rábida refinery and the Torrearenillas dock in the outer port of the service area of the port of Huelva	14/07/2023	13/09/2025	2,624.00	2,715.07	543.01	3,258.08
A01720	Nextport Sociedad Limitada	Development of technologies linked to port activity in the coworking area in the fish market	26/05/2023	25/05/2024	3.00	122.58	5.12	127.70
A01724	2007 Alto La Era Construcciones, S.L.	Infrastructure and civil works maintenance services	10/07/2023	09/07/2026	500.00	1,843.03	489.04	2,332.07
A01725	Cash Banker, S.L.	Development of technologies linked to port activity in the coworking area in the fish market	13/06/2023	12/06/2026	36.83	1,381.70	57.70	1,439.40

Reference	Owner	Purpose	Date Awarded	Expiry Date	Total m ²	Occupancy Rate	Activity Rate	Total Rates
A01726	Ecourbes Gestión Integral, S.L.	Development of technologies linked to port activity in the coworking area in the fish market	10/06/2023	09/06/2026	3.00	114.22	4.77	118.99
A01727	Mechanic Games, S.C.A.	Development of technologies linked to port activity in the coworking area in the fish market	08/06/2023	07/06/2026	3.00	115.34	4.82	120.16
A01729	Nuuk Ice Lovers, S.L.	Warehouse of belongings belonging to kiosk No. 4	01/06/2023	31/12/2023	16.00	1,518.71	4.76	1,523.47
A01730	Subproductos y Minerales, S.A	Temporary deposit of solid bulk and non-polluting by-products	18/05/2023	30/04/2024	2,400.00	4,217.49	843.50	5,060.99
A01731	Nosinmiapu, S.L.	Auxiliary warehouse of the restaurant located in kiosk No. 5	31/05/2023	11/08/2025	14.00	774.03	4.18	778.21
A01733	Indutech Solutions 2020, S.L.	Development of technologies linked to port activity in the coworking area in the fish market	10/06/2023	09/02/2024	3.00	114.22	4.77	118.99
A01734	Asesoría Energética A3Energy, S.L	Development of technologies linked to port activity in the coworking area in the fish market	22/07/2023	21/03/2024	3.00	90.81	3.79	94.60
A01736	Modesto Navarro, S.L.	Vending machines for solid and liquid foods in the multifunctional building on the south dock	26/07/2023	26/07/2026	4.00	321.20	52.27	373.47
A01741	Huelva Vence S. Coop. And.	Development of technologies linked to port activity in the coworking area in the fish market	20/07/2023	19/03/2024	3.00	91.93	3.84	95.77

Reference	Owner	Purpose	Date Awarded	Expiry Date	Total m ²	Occupancy Rate	Activity Rate	Total Rates
A01743	Cepsa Comercial Petróleo, S.A.	Service station management and operation.	13/05/2023	12/05/2026	11,155.78	24,908.71	2,832.77	27,741.48
A01748	Bobinados Merkalt e Instalaciones, S.L.	Assembly and repair of electrical and photovoltaic installations, motor windings and pumps.	07/07/2023	06/07/2026	1,728.00	9,665.37	3,413.70	13,079.07
A01749	Logística Romacex, S.L.	Occupation of premises in the multifunctional building on the south dock for customs management activities	06/09/2023	05/09/2026	10.04	585.03	384.66	969.69
A01754	Bergé Marítima S.L.	Storage, reception and dispatch of solid bulk	17/06/2023	16/06/2024	9,289.00	29,546.63	2,489.34	32,035.97
A01757	Fertinagro Sur, S.L.	Storage of packaged fertilizers	20/09/2023	19/09/2026	5,083.00	10,693.38	633.25	11,326.63
A01759	A. Pérez y Cía, S.L.	Ship consignment and associated activities	24/11/2023	23/11/2026	12.42	131.17	124.93	256.10
A01760	Serodiel S.L.	Installation of information booth and ticket sales	13/09/2023	12/09/2026	1.70	3.96	108.49	112.45
A01762	Naviera Armas S.A.	Temporary storage of containers at the railway terminal	01/09/2023	31/01/2024	500.00	554.26	554.26	1,108.52
A01764	Magal S3 España, S.L.	Development of technologies linked to port activity in the acceleration zone at the fish market	04/10/2023	03/10/2026	36.83	608.77	25.42	634.19

Reference	Owner	Purpose	Date Awarded	Expiry Date	Total m ²	Occupancy Rate	Activity Rate	Total Rates
A01765	Grupo Render Industrial, Ingeniería y Montajes, S.L.	Area for the location of booths and collection of materials for the works to improve the energy and environmental efficiency of the Santa Eulalia bridge	15/09/2023	15/03/2024	500.00	401.49	80.30	481.79
A01766	Logística Romacex, S.L.	Office occupation for customs management activities.	08/11/2023	07/11/2026	12.28	184.29	177.53	361.82
A01767	Geojet, S.L.	Technical and administrative office for construction company	25/10/2023	24/10/2026	300.46	1,860.02	1,222.03	3,082.05
A01768	Servicios Marítimos Aduaneros Huelva S.L.	Temporary storage of biomass and wood logs	10/11/2023	09/05/2024	5,000.00	2,003.92	400.78	2,404.70
A01772	Atlantic Copper S.L.U.	Materials collection area for the execution of a circular project on land surrounding its concession (c-1225)	22/11/2023	21/09/2024	18,150.00	3,702.80	740.56	4,443.36
A01774	Duty Free and General Provisions, S.L.	Ship provisioning	01/12/2023	30/11/2026	1,620.00	1,679.64	0.00	1,679.64
A01785	Enagas Transporte S.A.U.	Temporary vehicle parking	26/11/2023	25/11/2024	780.00	216.42	43.28	259.70
CV00011	Consejería de Agricultura, Fishing, Agua y Desarrollo Rural.	Bike path to the Calatilla visitor center	02/12/2022	01/12/2047	8,228.67	675.77	135.15	810.92
CV00013	Excmo. Ayuntamiento de Huelva	Operation of collection and recycling center (clean point)	06/03/2022	05/03/2042	2,758.23	15,959.75	1,217.71	17,177.46
CV00017	Consejería de Agricultura, Fishing, Agua y Desarrollo Rural.	Fisheries inspection tasks	02/06/2023	01/06/2029	578.00	0.00	0.00	0.00

3.2 Works or activities authorised for private individuals. Degrees awarded in 2023

Reference	Owner	Purpose	Date Awarded	Expiry Date	Total m ²	Occupancy Rate	Activity Rate	Total Rates
001331	Eurogrúas Huelva, S.L.U	Park and machinery workshop.	01/01/2023	21/07/2024	3,325.00	18,910.74	1,600.00	20,510.74
A01694	Elecnor Servicios y Proyectos, S.A.U.	Development of technologies linked to port activity in the coworking area in La Lonja	10/01/2023	09/07/2023	0.00	612.47	25.58	638.05
A01713	Enagas Transporte S.A.U.	Materials collection area and pontoon assembly for carrying out the project Pre-assembly, assembly, commissioning and commissioning of unloading arms on the pontoon belonging to the administrative concession of its ownership (C-1142)	18/01/2023	17/05/2023	0.00	1,612.76	322.55	1,935.31
A01707	Ferrovial Construcción S.A.	Office for administrative tasks	20/01/2023	19/01/2025	130.00	4,825.14	69.33	4,894.47
001698	Briconuba,S.L.	Naval and industrial supplies warehouse	01/02/2023	31/01/2037	2,430.00	22,613.10	5,032.87	27,645.97
A01712	Electroquímica Onubense, S. L.	Conduction of effluent discharge from their plant	02/02/2023	01/03/2024	2,979.46	3,887.16	33,225.97	37,113.13
A01714	Eman Ingeniería, S.L.	Office to manage engineering company	04/03/2023	03/03/2026	20.70	603.14	7.59	610.73
001551	Alter Enersun, S.A.	Construction and operation of buried power line and media station	16/03/2023	15/03/2058	4,634.90	1,318.78	0.00	1,318.78
A01717	Amarres Marítimos del Sur S.L.	Installation of a marine container to store tools and supplies for your fleet	07/04/2023	06/04/2026	28.80	287.41	287.41	574.82

Reference	Owner	Purpose	Date Awarded	Expiry Date	Total m ²	Occupancy Rate	Activity Rate	Total Rates
A01702	Dinosaurs Tour, S.L.	Exhibition on dinosaurs in Shed No. 1 of the Levante Pier	10/04/2023	03/05/2023	0.00	3,446.61	268.32	3,714.93
001711	Ricardo Fuentes e Hijos Cádiz S.A.	Storage of items related to the marketing of fish and seafood	23/04/2023	22/04/2029	200.00	1,531.06	2,495.34	4,026.40
A01699	Balearia Eurolíneas Marítimas, S.A.	Occupation of offices and ticket sales in the multifunctional building on the South Pier	27/04/2023	26/04/2026	85.79	7,325.86	3,410.96	10,736.82
001567	Terminal Puerto Tartessos, S.A.	Construction and operation of a terminal with ship docking facilities and storage and distribution of energetic and other compatible liquid bulks.	27/04/2023	26/04/2073	98,767.63	54,589.54	0.00	54,589.54
001648	Nuuk Ice Lovers, S.L.	Operation of Kiosk No. 4 for ice cream parlor/cafeteria	01/05/2023	31/12/2023	146.50	3,539.88	302.06	3,841.94
001742	Agrotrans Tránsitos y Transportes, S.L.	Maintenance of machinery and office buildings	08/05/2023	07/05/2033	2,644.38	16,107.29	834.63	16,941.92
A01715	Cepsa Comercial Petróleo, S.A.	Fuel supply to ships at Levante Quay	13/05/2023	12/11/2024	262.98	610.84	127.67	738.51
A01743	Cepsa Comercial Petróleo, S.A.	Oil station management and operation	13/05/2023	12/05/2026	11,155.78	24,908.71	2,832.77	27,741.48
A01730	Subproductos y Minerales, S.A	Temporary deposit of solid bulk and non-polluting by-products	18/05/2023	30/04/2024	2,400.00	4,217.49	843.50	5,060.99

Reference	Owner	Purpose	Date Awarded	Expiry Date	Total m ²	Occupancy Rate	Activity Rate	Total Rates
A01720	Nextport Sociedad Limitada	Development of technologies linked to port activity in the coworking area in La Lonja	26/05/2023	25/05/2024	3.00	122.58	5.12	127.70
A01731	Nosinmiapu, S.L.	Auxiliary warehouse of the restaurant located in kiosk No. 5	31/05/2023	11/08/2025	14.00	774.03	4.18	778.21
A01716	Bernardino Abad, S.L.	Occupation of premises in the multifunctional building of the South dock for customs management activities	01/06/2023	31/05/2026	10.29	1,100.28	888.10	1,988.38
A01729	Nuuk Ice Lovers, S.L.	Warehouse of belongings belonging to kiosk No. 4	01/06/2023	31/12/2023	16.00	1,518.71	4.76	1,523.47
CV00017	Consejería de Agricultura, Fishing, Agua y Desarrollo Rural.	Fisheries inspection tasks	02/06/2023	01/06/2029	578.00	0.00	0.00	0.00
A01710	Traslado de Vehículos Luna, S.L	Occupation of office belonging to the Multifunctional Building of the South Dock for customs management activities	03/06/2023	02/06/2026	9.27	981.95	696.98	1,678.93
A01700	Zalvide S.A.	Office occupation in the multifunctional building of the South Pier for intermediation activities in foreign traffic operations	06/06/2023	05/06/2026	12.11	1,264.63	687.12	1,951.75
A01727	Mechanic Games, S.C.A.	Development of technologies linked to port activity in the coworking area in La Lonja	08/06/2023	07/06/2026	3.00	115.34	4.82	120.16

Reference	Owner	Purpose	Date Awarded	Expiry Date	Total m ²	Occupancy Rate	Activity Rate	Total Rates
A01746	Náutica Portil, S.L.	Sports boat exhibition	10/06/2023	11/06/2023	0.00	2.78	93.74	96.52
A01733	Indutech Solutions 2020, S.L.	Development of technologies linked to port activity in the coworking area in La Lonja	10/06/2023	09/02/2024	3.00	114.22	4.77	118.99
A01726	Ecourbes Gestión Integral, S.L.	Development of technologies linked to port activity in the coworking area in La Lonja	10/06/2023	09/06/2026	3.00	114.22	4.77	118.99
A01725	Cash Banker, S.L.	Development of technologies linked to port activity in the coworking area in La Lonja	13/06/2023	12/06/2026	36.83	1,381.70	57.70	1,439.40
A01754	Bergé Marítima S.L.	Storage, reception and dispatch of solid bulk	17/06/2023	16/06/2024	9,289.00	29,546.63	2,489.34	32,035.97
A01758	Naviera Armas S.A.	Temporary container storage	26/06/2023	01/09/2023	0.00	308.94	308.94	617.88
A01748	Bobinados Merkalt e Instalaciones, S.L.	Assembly and repair of electrical and photovoltaic installations, motor windings and pumps	07/07/2023	06/07/2026	1,728.00	9,665.37	3,413.70	13,079.07
A01724	2007 Alto La Era Construcciones, S.L.	Infrastructure and civil works maintenance services	10/07/2023	09/07/2026	500.00	1,843.03	489.04	2,332.07
001696	Hune Rental, S.L.U.	Rental of machinery for construction, industry and services	11/07/2023	10/07/2033	4,182.50	17,190.46	0.00	17,190.46

Reference	Owner	Purpose	Date Awarded	Expiry Date	Total m ²	Occupancy Rate	Activity Rate	Total Rates
A01718	Cía. Española de Petróleos S.A. CEPSA	General services area, collection, pre-assembly and pontoon loading of modules for the implementation of the project to Optimize Product Expedition Times between the La Rábida Refinery and the Torrearenillas Dock in the Outer Port of the service area of the Port of Huelva	14/07/2023	13/09/2025	2,624.00	2,715.07	543.01	3,258.08
A01708	Naviera Armas S.A.	Occupation of premises for offices, ticket sales and ticket management in a multifunctional building on the South Pier	19/07/2023	18/07/2026	90.43	5,133.49	12,715.87	17,849.36
A01741	Huelva Vence S. Coop. And.	Development of technologies linked to port activity in the coworking area in La Lonja	20/07/2023	19/03/2024	3.00	91.93	3.84	95.77
A01755	Amor a Mar Puerto, S.L.	Restaurant and hospitality activities on terraces and premises in the City of Seafood. Celebration of the extraordinary event "Glamor Party"	21/07/2023	23/07/2023	0.00	100.15	300.00	400.15
A01734	Asesoría Energética A3Energy, S.L	Development of technologies linked to port activity in the coworking area in La Lonja	22/07/2023	21/03/2024	3.00	90.81	3.79	94.60

Reference	Owner	Purpose	Date Awarded	Expiry Date	Total m ²	Occupancy Rate	Activity Rate	Total Rates
A01736	Modesto Navarro, S.L.	Vending machines for solid and liquid foods in the multifunctional building of the South Pier	26/07/2023	26/07/2026	4.00	321.20	52.27	373.47
001723	Envases Huelva, S.L.	Manufacturing and marketing of packaging for the fishing sector	31/07/2023	30/07/2033	1,620.00	4,168.14	1,241.25	5,409.39
001738	Dominion Industry & Infrastructures, S.L	Boilermaking and industrial pipe manufacturing workshop	31/07/2023	30/07/2028	9,268.48	22,562.48	2,026.43	24,588.91
001740	Sertego Servicios Medioambientales S.L.U.	Provision of the collection service for oily waste from ship bilges	01/08/2023	31/07/2029	338.21	529.65	1,604.75	2,134.40
A01762	Naviera Armas S.A.	Temporary storage of containers at the railway terminal	01/09/2023	31/01/2024	500.00	554.26	554.26	1,108.52
A01749	Logística Romacex, S.L.	Occupation of premises in the multifunctional building of the South dock for customs management activities	06/09/2023	05/09/2026	10.04	585.03	384.66	969.69
A01763	Stemdo Ecosystem, S.L.	Training in software development activities at the Innovation Exchange	11/09/2023	05/11/2023	0.00	1,066.77	44.55	1,111.32
A01760	Serodiel S.L.	Installation of information booth and ticket sales	13/09/2023	12/09/2026	1.70	3.96	108.49	112.45
A01765	Grupo Render Industrial, Ingeniería y Montajes, S.L.	Area for the location of booths and collection of materials for the works to improve the energy and environmental efficiency of the Santa Eulalia Bridge	15/09/2023	15/03/2024	500.00	401.49	80.30	481.79

Reference	Owner	Purpose	Date Awarded	Expiry Date	Total m ²	Occupancy Rate	Activity Rate	Total Rates
A01757	Fertinagro Sur, S.L.	Storage of packaged fertilizers	20/09/2023	19/09/2026	5,083.00	10,693.38	633.25	11,326.63
A01764	Magal S3 España, S.L.	Development of technologies linked to port activity in the acceleration zone in La Lonja	04/10/2023	03/10/2026	36.83	608.77	25.42	634.19
001737	Insyte Instalaciones, S.A.	Electrical installations and repairs	06/10/2023	05/10/2029	1,620.00	2,916.83	268.15	3,184.98
001750	García-Munté Energía S.L.	Storage, treatment and marketing of solid fuels	09/10/2023	08/10/2048	32,948.50	36,359.28	4,236.54	40,595.82
001617	Cía. Española de Petróleos S.A. CEPSA	Construction and operation of an HVO (hydrotreated vegetable oil) production, storage and logistics plant	17/10/2023	16/10/2073	241,277.86	141,331.45	0.00	141,331.45
001722	Air Liquide Ibérica de Gases, S.L.U.	Plant for the manufacturing, storage, marketing and distribution of industrial and medicinal gases (oxygen, nitrogen and argon)	17/10/2023	16/10/2063	23,401.71	19,450.21	6,246.58	25,696.79
A01767	Geojet, S.L.	Technical and administrative office for construction company	25/10/2023	24/10/2026	300.46	1,860.02	1,222.03	3,082.05
A01773	UTE Vodafone España, S.A.U. - Integra Conocimiento & Innovación, S.L.	Training actions for unemployed ICT Sector 5G DGFPE Andalusia	06/11/2023	20/12/2023	0.00	857.23	35.80	893.03
001770	Daga 21, S.L.	Office and warehouse for storage of supplies for the industry	06/11/2023	05/11/2033	401.00	1,451.01	642.16	2,093.17
A01766	Logística Romacex, S.L.	Office occupation for customs management activities.	08/11/2023	07/11/2026	12.28	184.29	177.53	361.82

Reference	Owner	Purpose	Date Awarded	Expiry Date	Total m ²	Occupancy Rate	Activity Rate	Total Rates
A01768	Servicios Marítimos Aduaneros Huelva S.L.	Temporary storage of biomass and wood logs	10/11/2023	09/05/2024	5,000.00	2,003.92	400.78	2,404.70
001776	Exolum Corporation, S.A.	Exploitation of a 16" pipeline for the transport of bulk liquid hydrocarbons	11/11/2023	10/11/2043	1,696.20	5,475.73	6,666.80	12,142.53
001777	Exolum Corporation, S.A.	Exploitation of a 14" pipeline for the transport of bulk liquid hydrocarbons	11/11/2023	10/11/2043	1,696.20	4,433.91	2,076.66	6,510.57
A01772	Atlantic Copper S.L.U.	Materials collection area for the execution of a circular project on land surrounding its concession (c-1225)	22/11/2023	21/09/2024	18,150.00	3,702.80	740.56	4,443.36
A01759	A. Pérez y Cía, S.L.	Ship consignment and associated activities	24/11/2023	23/11/2026	12.42	131.17	124.93	256.10
A01785	Enagas Transporte S.A.U.	Temporary Vehicle Parking	26/11/2023	25/11/2024	780.00	216.42	43.28	259.70
001747	Alquibalat, S.L.	Storage and rental of prefabricated modules	28/11/2023	27/11/2027	4,842.18	2,385.85	589.64	2,975.49
A01774	Duty Free and General Provisions, S.L.	Ship provisioning	01/12/2023	30/11/2026	1,620.00	1,679.64	0.00	1,679.64
001683	WPI Huelva, S.L.	Construction and operation of a solid plastic waste recovery plant for chemical recycling, as well as for the production of biofuels	30/12/2023	29/12/2058	63,055.03	971.98	0.00	971.98
001739	Health and Safety Outsourcing, S.L.	HSO occupational safety and emergency training and training center	30/12/2023	29/12/2043	4,654.21	56.29	0.00	56.29



TRAFFIC STATISTICS

4.1 Passenger traffic

4.1.1 Passengers

4.1.1.1 Passengers, number

		Domestic	Foreign	Total
Shipping lines	Embarked	37,497		37,497
	Disembarked	31,334		31,334
	In Transit			
	Total	68,831		68,831
Cruise	In Transit			2,024
	Starting a cruise			0
	Ending a cruise			0
	Total			2,024
Indoor	In transport regime, shipped			6,842
	Under transport, landed			6,843
	Hikers			9,529
	Total			23,214
Other passengers	Total			0
Total		68,831		94,069

4.1.1.2 Passengers of regular line. Ports of origin and destination

Port of origin and destination	Domestic		Foreign		Total
	Embarked	Disembarked	Embarked	Disembarked	
Arrecife de Lanzarote	3,706	1,202	0	0	4,908
La Luz y Las Palmas	13,013	9,689	0	0	22,702
Santa Cruz de Tenerife	16,995	17,030	0	0	34,025
Tenerife	3,783	3,413	0	0	7,196
Total	37,497	31,334	0	0	68,831

4.1.2 Vehicles by passage type, number

	Type of vehicle	Embarked	Disembarked	Total
Domestic	Motorcycles (0004)	1,061	937	1,998
	Cars (0005 y 0005I)	21,191	16,486	37,677
	Vans (0006)	0	0	0
	Buses (0007 y 0008)	0	8	8
	Total	22,252	17,431	39,683
Foreign	Motorcycles (0004)	0	0	0
	Cars (0005 y 0005I)	0	0	0
	Vans (0006)	0	0	0
	Buses (0007 y 0008)	0	0	0
	Total	0	0	0
Total		22,252	17,431	39,683

4.2 Vessels

4.2.1 Merchant vessels

4.2.1.1 Distribution by tonnage

		Total	Up to 3,000 G.T.	From 3,001 to 5,000 G.T.	From 5,001 to 10,000 G.T.	From 10,001 to 25,000 G.T.	From 25,001 to 50,000 G.T.	More than 50,000 G.T.
Spanish	Number	83	12	5	6	1	54	5
	G.T.	2,222,582	18,226	19,107	31,843	21,589	1,583,364	548,453
Foreign	Number	2,029	103	303	696	448	330	149
	G.T.	38,069,687	211,962	1,310,764	4,885,900	7,976,451	10,185,339	13,499,271
Total	Number	2,112	115	308	702	449	384	154
	G.T.	40,292,269	230,188	1,329,871	4,917,743	7,998,040	11,768,703	14,047,724
% of total	Number	100.00 %	5.45 %	14.58 %	33.24 %	21.26 %	18.18 %	7.29 %
	G.T.	100.00 %	0.57 %	3.30 %	12.21 %	19.85 %	29.21 %	34.86 %

4.2.1.2 Distribution by flag

Flags	No. of vessels	G.T.
Germany	17	214,159
Antigua and Barbuda	23	127,181
Saudi Arabia	8	257,194
Bangladeshi	5	126,692
Barbados	22	175,830
Belgium	21	140,194
Belize	1	17,429
Bermudas	20	2,217,461
China	2	106,529
Cyprus	173	3,992,242
Croatia	1	30,092
Denmark	68	543,588
Djibouti	1	57,331
Spain	83	2,222,582
Ethiopia	2	71,624
Philippines	11	205,163
Finland	9	82,179
France	13	241,977
Gibraltar	2	25,016

Flags	No. of vessels	G.T.
Gran Bahamas	29	1,069,644
Greece	15	1,224,019
Guinea-Bissau	1	10,490
Netherlands	85	558,545
Hong Kong	25	1,289,417
India	1	57,249
Ireland	1	9,758
Marshall Islands	186	5,199,147
Isle of Man	8	268,251
Cayman Islands	9	282,607
Faroe Islands	1	2,990
Italy	149	1,710,645
Latvia	6	13,173
Lebanon	1	30,259
Liberia	141	4,345,631
Lithuania	1	1,141
Luxemburg	4	43,674
Malta	444	5,091,303
Morocco	12	15,903

Flags	No. of vessels	G.T.
Norway	28	738,996
Palau	5	24,117
Panama	122	2,406,377
Portugal	212	2,380,269
United Kingdom	11	232,530
Republic of Korea	3	58,900
S. Vicente and Granadina	5	46,953
S. Vicente and Granadinas	1	2,846
Singapur	78	1,998,817
Sweden	6	77,835
Switzerland	1	22,697
Tunisia	1	1,972
Turkey	34	207,819
Vanuatu	4	13,832
Total	2,112	40,292,269

4.2.1.3 Distribution by vessel type

Type of vessels		Spanish		Foreign		Total	
		Number	G.T.	Number	G.T.	Number	G.T.
Tankers	Tankers	7	572,155	1,275	25,376,143	1,282	25,948,298
	Total	7	572,155	1,275	25,376,143	1,282	25,948,298
Bulk-carriers	Bulk-carriers	7	31,117	221	5,522,136	228	5,553,253
	Total	7	31,117	221	5,522,136	228	5,553,253
General cargo	General cargo	9	34,791	190	1,422,043	199	1,456,834
	Specialised Transport	0	0	0	0	0	0
	Total	9	34,791	190	1,422,043	199	1,456,834
Ro ro	RO-RO Cargo	0	0	0	0	0	0
	RO-RO Mixed	0	0	51	630,300	51	630,300
	RO-RO Passage	54	1,583,364	110	3,058,468	164	4,641,832
	Total	54	1,583,364	161	3,688,768	215	5,272,132
Passengers	Cruise Passage	3	180	15	36,125	18	36,305
	Fast Passenger	0	0	0	0	0	0
	Passage Other Vessels	0	0	0	0	0	0
	Total	3	180	15	36,125	18	36,305
Containers	Container ships	0	0	134	1,411,745	134	1,411,745
	Total	0	0	134	1,411,745	134	1,411,745

Type of vessels		Spanish		Foreign		Total	
		Number	G.T.	Number	G.T.	Number	G.T.
Other merchant ships	Freezer fishing vessels	3	975	13	2,221	16	3,196
	Other vessels	0	0	20	610,506	20	610,506
	Unkown	0	0	0	0	0	0
	Total	3	975	33	612,727	36	613,702
Total		83	2,222,582	2,029	38,069,687	2,112	40,292,269

4.2.1.4 Distribution by type of activity

Type of vessels	Type of activity	No incidents		In repair		In supply		Under construction		Being scrapped		Inactive		Total	
		Nº	G.T.	Nº	G.T.	Nº	G.T.	Nº	G.T.	Nº	G.T.	Nº	G.T.	Nº	G.T.
Tankers	Spanish	5	327,633	0	0	1	122,261	0	0	0	0	1	122,261	7	572,155
	Foreign	648	14,122,710	0	0	6	158,802	0	0	0	0	621	11,094,631	1,275	25,376,143
Bulk-carriers	Spanish	5	22,004	0	0	0	0	0	0	0	0	2	9,113	7	31,117
	Foreign	172	4,228,874	0	0	1	20,987	0	0	0	0	48	1,272,275	221	5,522,136
General cargo	Spanish	4	16,694	0	0	0	0	0	0	0	0	5	18,097	9	34,791
	Foreign	136	1,148,124	0	0	1	2,942	0	0	0	0	53	270,977	190	1,422,043

Type of vessels	Type of activity	No incidents		In repair		In supply		Under construction		Being scrapped		Inactive		Total	
	Flag	Nº	G.T.	Nº	G.T.	Nº	G.T.	Nº	G.T.	Nº	G.T.	Nº	G.T.	Nº	G.T.
Ro ro	Spanish	54	1,583,364	0	0	0	0	0	0	0	0	0	0	54	1,583,364
	Foreign	160	3,660,110	1	28,658	0	0	0	0	0	0	0	0	161	3,688,768
Pass only	Spanish	0	0	0	0	0	0	0	0	0	0	0	0	0	0
	Foreign	0	0	0	0	0	0	0	0	0	0	0	0	0	0
Cruise	Spanish	3	180	0	0	0	0	0	0	0	0	0	0	3	180
	Foreign	15	36,125	0	0	0	0	0	0	0	0	0	0	15	36,125
Containers	Spanish	0	0	0	0	0	0	0	0	0	0	0	0	0	0
	Foreign	128	1,144,826	1	7,464	0	0	0	0	0	0	5	259,455	134	1,411,745
Other merchant ships	Spanish	0	0	0	0	3	975	0	0	0	0	0	0	3	975
	Foreign	14	342,884	0	0	1	212	0	0	0	0	18	269,631	33	612,727
Total		1,344	26,633,528	2	36,122	13	306,179	0	0	0	0	753	13,316,440	2,112	40,292,269

4.2.2 War vessels

Type of vessels	Spanish	Foreign	Total
Number	0	0	0
G.T.	0	0	0

4.2.3 Fresh fishing boats

Port based	Total
Number	10
G.T.	182

4.2.4 Recreational craft (no data)

Port based	Total
Number	0
Average length	0
Average beam	0

4.2.5 Vessels entered for scrapping

		Up to 3,000 G.T.	From 3,001 to 5,000 G.T.	From 5,001 to 10,000 G.T.	From 10,001 to 25,000 G.T.	From 25,001 to 50,000 G.T.	More than 50,000 G.T.	TOTAL
Spanish	Number	1	0	0	0	0	0	1
	G.T.	1,538	0	0	0	0	0	1,538
Foreign	Number	0	0	0	0	0	0	0
	G.T.	0	0	0	0	0	0	0
Total	Number	1	0	0	0	0	0	1
	G.T.	1,538	0	0	0	0	0	1,538

4.2.6 Other vessels

Type	Number	G.T.
Vessel or floating artifact	2	485
Dredgers	1	480
Research and exploration	2	2,006
Other vessels and craft	62	36,885
Tugboats/pushers	29	7,645
Total	96	47,501

4.3 Freight

4.3.1 Moved through service quays and berths

Goods		Domestic			Foreign			Total		
		Loaded	Unloaded	Total	Loaded	Unloaded	Total	Loaded	Unloaded	Total
a) Liquid bulks	Crude petroleum oils				88,821		88,821		88,821	88,821
	Phosphorus pentoxide, phosphoric acid				11,017		11,017		11,017	11,017
	Urea	45,146		45,146	10,950		10,950	56,096		56,096
		45,146		45,146	10,950		99,838	110,788	56,096	99,838
b) Dry bulks by special installation	Hydraulic cements, bulk	91,637		91,637				91,637		91,637
	Corn				27,817		27,817		27,817	27,817
		91,637		91,637			27,817	91,637	27,817	119,454
c) Dry bulks without special installation	Sulfates, alums, peroxosulfates	1,706		1,706	69,989		69,989	71,694		71,694
	Ammonium sulfate		3,504	3,504		59,110	59,110		62,613	62,613
	Other bulk solids		3,243	3,243	204,155	153,137	357,291	204,155	156,380	360,535
	Uncalcined petroleum coke				31,754	116,483	148,237	31,754	116,483	148,237
	Iron ore concentrates	10,005		10,005				10,005		10,005

Goods	Domestic			Foreign			Total		
	Loaded	Unloaded	Total	Loaded	Unloaded	Total	Loaded	Unloaded	Total
Carbonates, peroxocarbonates					92,098	92,098		92,098	92,098
Barley	4,849		4,849		279,851	279,851	4,849	279,851	284,700
Press cakes and other solid residues	6,294	3,098	9,392		162,511	162,511	6,294	165,609	171,903
Other slag and ash	94,297		94,297	394,331		394,331	488,628		488,628
Corn	6,033		6,033		273,190	273,190	6,033	273,190	279,223
Plant materials, waste, residues					46,844	46,844		46,844	46,844
Coal, briquettes, ovoids, fuel		13,202	13,202					13,202	13,202
Mineral or chemical fertilizers				11,926	6,472	18,398	11,926	6,472	18,398
Nitrogenous mineral or chemical fertilizers				104		104	104		104
Copper ores and concentrates				11,619	1,028,897	1,040,516	11,619	1,028,897	1,040,516
Titanium ores and concentrates					71,580	71,580		71,580	71,580
Potassium chloride		7,773	7,773		48,359	48,359		56,131	56,131

Goods	Domestic			Foreign			Total		
	Loaded	Unloaded	Total	Loaded	Unloaded	Total	Loaded	Unloaded	Total
Wood, sawdust, waste				44,671		44,671	44,671		44,671
Urea	12,300		12,300	5,151	9,482	14,634	17,452	9,482	26,934
Wheat and meslin				29,845	439,320	469,164	29,845	439,320	469,164
	135,484	30,819	166,303	803,546	2,787,332	3,590,878	939,030	2,818,152	3,757,181
d) General cargo									
Motor vehicle bodies	3,093	796	3,889				3,093	796	3,889
Container and tank bodies	7,061	683	7,744		18	18	7,061	701	7,762
Trailer and semitrailer bodies	31,619	3,859	35,478				31,619	3,859	35,478
Empty vehicles and automobiles	1,375	674	2,048				1,375	674	2,048
Fuel	30		30				30		30
Trailers, semitrailers, and platforms	113	15,019	15,132				113	15,019	15,132
Other general merchandise	37,534	4,119	41,654	1,107	72,890	73,997	38,641	77,010	115,651
Other liquid bulk	3,855	99	3,954				3,855	99	3,954
Other solid bulk	774	1,118	1,891	500		500	1,274	1,118	2,392
Empty containers and tanks		7,122	7,122					7,122	7,122
Passenger cars and other vehicles	5,719	1,687	7,407				5,719	1,687	7,407

Goods	Domestic			Foreign			Total		
	Loaded	Unloaded	Total	Loaded	Unloaded	Total	Loaded	Unloaded	Total
Refined copper and copper alloys	0		0	82,029		82,029	82,029		82,029
Apricots (apricots, apricots)	383		383				383		383
Acyclic alcohols and their derivatives	0		0				0		0
Salt (including table and desalted)	8	49	58				8	49	58
Carbonates, peroxocarbonates	10		10				10		10
Malt beer, packaged	11		11				11		11
Onions, shallots, garlic, leeks	1,425		1,425				1,425		1,425
Hydraulic cements, packaged	1		1				1		1
Ketones and quinones	0		0				0		0
Waste and scrap (scrap)	0		0				0		0
Prepared or preserved tomatoes	9		9				9		9
Fresh or refrigerated tomatoes	1,246	664	1,910				1,246	664	1,910

Goods	Domestic			Foreign			Total		
	Loaded	Unloaded	Total	Loaded	Unloaded	Total	Loaded	Unloaded	Total
Crustaceans, even peeled, alive	110		110		2,850	2,850	110	2,850	2,960
Passage	1,131	2	1,132				1,131	2	1,132
Other vegetables, even wild	2,444		2,444				2,444		2,444
Other prepared or preserved vegetables	126		126				126		126
Unspecified food preparations	2,394	4	2,397				2,394	4	2,397
Flat-rolled iron products	4,599		4,599		35,606	35,606	4,599	35,606	40,205
Fresh apples	105		105				105		105
Corn	77		77				77		77
Shell-less bird eggs (shell)	1,823		1,823				1,823		1,823
Sunflower, safflower or cottonseed oils	1		1				1		1
Melons, watermelons and papayas, fresh	1,513	14	1,526				1,513	14	1,526
Ethers, ether-alcohols, ether-phenols	0		0				0		0

Goods	Domestic			Foreign			Total		
	Loaded	Unloaded	Total	Loaded	Unloaded	Total	Loaded	Unloaded	Total
Sodium hydroxide (caustic soda)	0		0				0		0
Bananas (bananas), including plantains		2,389	2,389					2,389	2,389
Mineral or chemical fertilizers	14		14				14		14
Nitrogenous mineral or chemical fertilizers	3		3				3		3
Copper ores and concentrates					196	196		196	196
Iron or steel non-alloy flat profiles	6		6	4,149		4,149	4,155		4,155
Wood, sawdust, waste	0		0				0		0
Fruits or other fruits and other parts	65	3	68				65	3	68
Fruit or other fruit juices	38	0	38		13,923	13,923	38	13,923	13,961
Urea	2,502		2,502				2,502		2,502
Fresh or dried citrus fruits	2,264		2,264				2,264		2,264
Total	113,481	38,299	151,780	87,785	125,483	213,269	201,266	163,782	365,048
	385,748	69,118	454,866	902,281	3,040,471	3,942,752	1,288,029	3,109,589	4,397,618

4.3.2 Moved through private quays and berths

Goods		Domestic			Foreign			Total		
		Loaded	Unloaded	Total	Loaded	Unloaded	Total	Loaded	Unloaded	Total
a) Liquid bulks	Fuel	639,311	224,473	863,785	225,541	294,049	519,590	864,852	518,523	1,383,375
	Butane and propane	28,702	10,397	39,098	155,640	24,547	180,187	184,342	34,943	219,285
	Other general merchandise	10,515		10,515		39,010	39,010	10,515	39,010	49,525
	Other liquid bulk	98,963	12,851	111,814	192,419	563,068	755,487	291,382	575,919	867,301
	Uncalcined petroleum coke	77,031	57,058	134,089	172,235		172,235	249,266	57,058	306,324
	Calcined petroleum coke, bitumen	12,706		12,706	15,371		15,371	28,078		28,078
	Undenatured ethyl alcohol	8,743	4,004	12,747	91,029	108,406	199,435	99,771	112,411	212,182
	Acyclic alcohols and their derivatives		14,167	14,167		6,104	6,104		20,271	20,271
	Ketones and quinones	39,579		39,579	96,372		96,372	135,951		135,951
	Other vegetable fats and oils				3,548		3,548	3,548		3,548
	Sunflower, safflower, or cottonseed oils					7,998	7,998		7,998	7,998
	Oils and other distillation products	21,331		21,331	45,218		45,218	66,549		66,549

Goods	Domestic			Foreign			Total		
	Loaded	Unloaded	Total	Loaded	Unloaded	Total	Loaded	Unloaded	Total
Crude petroleum oils	2,117		2,117		8,389,773	8,389,773	2,117	8,389,773	8,391,890
Palm oil and its fractions, bulk	19,438	3,948	23,386		255,465	255,465	19,438	259,413	278,851
Sulfuric acid, oleum	73,992		73,992	666,177		666,177	740,169		740,169
Ethers, ether-alcohols, ether-phenols		6,704	6,704	5,023	11,680	16,704	5,023	18,384	23,408
Sodium hydroxide (caustic soda)					4,500	4,500		4,500	4,500
Cyclic hydrocarbons	10,177	38,869	49,045	214,755	703	215,458	224,932	39,571	264,503
Anhydrous ammonia or in aqueous solution	75,391		75,391	9,796		9,796	85,187		85,187
Petroleum gas and other hydrocarbons		153,591	153,591					153,591	153,591
Gasoline and refined petroleum	617,704	53,082	670,786	901,168	122,241	1,023,408	1,518,872	175,322	1,694,194
Diesel	942,344	38,910	981,254	777,224	213,692	990,915	1,719,567	252,602	1,972,169
Natural gas				72,698	3,047,843	3,120,541	72,698	3,047,843	3,120,541
Phosphorus pentoxide, phosphoric acid					176,389	176,389		176,389	176,389
Urea					28,964	28,964		28,964	28,964
Naphthas		49,610	49,610	484,538		484,538	484,538	49,610	534,148

Goods	Domestic			Foreign			Total		
	Loaded	Unloaded	Total	Loaded	Unloaded	Total	Loaded	Unloaded	Total
Biodiesel and its blends	192,373	123,227	315,600	610,300	583,146	1,193,446	802,673	706,373	1,509,046
Phenols, phenol-alcohols	82,038		82,038	139,247		139,247	221,285		221,285
	2,952,454	790,892	3,743,347	4,878,299	13,877,577	18,755,876	7,830,753	14,668,469	22,499,223
b) Dry bulks by special installation				106,843	27,139	133,982	106,843	27,139	133,982
Other solid bulk									
Barley						124,340			124,340
Press cakes and other solid residues from extraction						153,497			153,497
Corn						234,364			234,364
Plant materials, waste, residues						2,604			2,604
Copper ores and concentrates				611,268	42,731	653,999	611,268	42,731	653,999
Zinc ores and concentrates	46,873		46,873	172,595	4,000	176,595	219,468	4,000	223,469
Wheat and meslin						122,066			122,066
	46,873		46,873	890,706	710,742	1,601,448	937,579	710,742	1,648,321

Goods	Domestic			Foreign			Total			
	Loaded	Unloaded	Total	Loaded	Unloaded	Total	Loaded	Unloaded	Total	
c) Dry bulks without special installation	Other solid bulk	4		4			4		4	
	Barley				20,336			20,336	20,336	
	Corn				44,370			44,370	44,370	
	Nitrogenous mineral or chemical fertilizers				363			363	363	
	Copper ores and concentrates				22,706	21,097	43,802	22,706	21,097	43,802
	Zinc ores and concentrates				22,172		22,172	22,172		22,172
	Wheat and meslin					15,418	15,418		15,418	15,418
		4		4	45,240	101,221	146,461	45,244	101,221	146,465
d) General merchandise	Vehicle bodies empty	1,405	1,701	3,106			1,405	1,701	3,106	
	Container and tank bodies empty	60,027	13,226	73,253	21,367	2,397	23,763	81,394	15,623	97,017
	Trailer and semitrailer bodies empty	99,160	46,102	145,262				99,160	46,102	145,262
	Particle boards and similar	0		0				0		0
	Empty vehicles and automobiles	2,590	1,394	3,984				2,590	1,394	3,984
	Fuel	424	112	535				424	112	535
	Butane and propane	33		33				33		33

Goods	Domestic			Foreign			Total		
	Loaded	Unloaded	Total	Loaded	Unloaded	Total	Loaded	Unloaded	Total
Sulfates, alums, peroxosulfates	47		47	66		66	113		113
Trailers, semitrailers, and platforms	2,714	37,208	39,922				2,714	37,208	39,922
Other general merchandise	210,530	41,315	251,845	16,999	7,365	24,364	227,529	48,680	276,209
Other liquid bulk	49,087	1,760	50,847	8,300	45	8,345	57,387	1,805	59,193
Other solid bulk	39,950	10,636	50,586	3,882	7,540	11,422	43,832	18,176	62,008
Empty containers and tanks	3,192	63,123	66,315	750	4,542	5,292	3,942	67,664	71,606
Passenger cars and other vehicles	4,215	1,073	5,288				4,215	1,073	5,288
Uncalcined petroleum coke		3,975	3,975					3,975	3,975
Refined copper and copper alloys	0		0				0		0
Apricots (apricots, apricots)	3,026		3,026				3,026		3,026
Acyclic alcohols and their derivatives	0	0	0	25		25	25	0	25
Salt (including table and desalted)	1,127	633	1,760				1,127	633	1,760
Carbonates, peroxocarbonates	14,787	107	14,894	1,562		1,562	16,349	107	16,456
Malt beer, packaged	34,086	647	34,734				34,086	647	34,734

Goods	Domestic			Foreign			Total		
	Loaded	Unloaded	Total	Loaded	Unloaded	Total	Loaded	Unloaded	Total
Onions, shallots, garlic, leeks	10,336		10,336				10,336		10,336
Hydraulic cements, packaged	2,952		2,952				2,952		2,952
Barley	394		394				394		394
Ketones and quinones	0		0				0		0
Hydraulic cements, bulk	7,879		7,879				7,879		7,879
Waste and scrap (scrap)		9,296	9,296					9,296	9,296
Prepared or preserved tomatoes	482	9	490	637		637	1,119	9	1,128
Press cakes and other solid residues from processing	1,219		1,219				1,219		1,219
Fresh or refrigerated tomatoes	3,835	18,143	21,978				3,835	18,143	21,978
Crustaceans, even peeled, alive	267	26	292				267	26	292
Passage	8,052	12	8,064				8,052	12	8,064
Other vegetables, even wild	5,675	685	6,360	433		433	6,108	685	6,793
Other vegetable fats and oils	18		18				18		18
Other slag and ash	6		6	1,999		1,999	2,005		2,005

Goods	Domestic			Foreign			Total		
	Loaded	Unloaded	Total	Loaded	Unloaded	Total	Loaded	Unloaded	Total
Other prepared or preserved vegetables	2,123	148	2,271	107		107	2,230	148	2,377
Unspecified food preparations	9,822	94	9,916	25		25	9,846	94	9,941
Flat-rolled iron products	30		30				30		30
Fresh apples	3,940		3,940				3,940		3,940
Raw coniferous wood	43		43				43		43
Corn	2,694		2,694	308		308	3,002		3,002
Plant materials, waste, residues	3,338	1	3,339				3,338	1	3,339
Shell-less bird eggs (shell)	495		495				495		495
Coal, briquettes, ovoids, fuel				25		25	25		25
Soybean oil and its fractions in bulk	3		3				3		3
Sunflower, safflower, or cottonseed oils	278		278				278		278
Oils and other distillation products	63		63				63		63
Palm oil and its fractions, bulk	30		30				30		30
Asphalt mixtures based on asphalt	111	1	111				111	1	111

Goods	Domestic			Foreign			Total		
	Loaded	Unloaded	Total	Loaded	Unloaded	Total	Loaded	Unloaded	Total
Melons, watermelons and papayas, fresh	4,078	3,752	7,830				4,078	3,752	7,830
Nitrites, nitrates, except strontium				4		4	4		4
Ethers, ether-alcohols, ether-phenols	0		0				0		0
Sodium hydroxide (caustic soda)	24	0	24				24	0	24
Cyclic hydrocarbons	25		25				25		25
Bananas (bananas), including plantains	41	63,227	63,268				41	63,227	63,268
Mineral or chemical fertilizers	343	167	510	230		230	573	167	739
Nitrogenous mineral or chemical fertilizers				1,569		1,569	1,569		1,569
Copper ores and concentrates					7,226	7,226		7,226	7,226
Petroleum gas and other hydrocarbons	360		360				360		360
Gasoline and refined petroleum	153		153				153		153
Natural gas	295		295				295		295
Iron or steel non-alloy flat profiles	1,586	22	1,608				1,586	22	1,608

Goods	Domestic			Foreign			Total		
	Loaded	Unloaded	Total	Loaded	Unloaded	Total	Loaded	Unloaded	Total
Wood, sawdust, waste	205	24	229				205	24	229
Fruits or other fruits and other parts	427	93	520	1,113		1,113	1,540	93	1,632
Fruit or other fruit juices	8,657	61	8,718	67,838		67,838	76,495	61	76,556
Urea	12		12				12		12
Wheat and meslin	125	3	128				125	3	128
Fresh or dried citrus fruits	12,119	8	12,127				12,119	8	12,127
	618,933	318,782	937,715	127,237	29,115	156,352	746,170	347,897	1,094,067
Total	3,618,265	1,109,674	4,727,939	5,941,482	14,718,655	20,660,137	9,559,747	15,828,329	25,388,075

4.3.3 Loaded and unloaded in the year

Goods		Domestic			Foreign			Total		
		Loaded	Unloaded	Total	Loaded	Unloaded	Total	Loaded	Unloaded	Total
a) Liquid bulks	Fuel	639,311	224,473	863,785	225,541	294,049	519,590	864,852	518,523	1,383,375
	Butane and propane	28,702	10,397	39,098	155,640	24,547	180,187	184,342	34,943	219,285
	Other general merchandise	10,515		10,515		39,010	39,010	10,515	39,010	49,525
	Other liquid bulk	98,963	12,851	111,814	192,419	563,068	755,487	291,382	575,919	867,301
	Uncalcined petroleum coke	77,031	57,058	134,089	172,235		172,235	249,266	57,058	306,324
	Calcined petroleum coke, bitumen	12,706		12,706	15,371		15,371	28,078		28,078
	Undenatured ethyl alcohol	8,743	4,004	12,747	91,029	108,406	199,435	99,771	112,411	212,182
	Acyclic alcohols and their derivatives		14,167	14,167		6,104	6,104		20,271	20,271
	Ketones and quinones	39,579		39,579	96,372		96,372	135,951		135,951
	Other vegetable fats and oils				3,548		3,548	3,548		3,548
	Sunflower, safflower, or cottonseed oils					7,998	7,998		7,998	7,998
	Oils and other distillation products	21,331		21,331	45,218		45,218	66,549		66,549

Goods	Domestic			Foreign			Total		
	Loaded	Unloaded	Total	Loaded	Unloaded	Total	Loaded	Unloaded	Total
Crude petroleum oils	2,117		2,117		8,478,594	8,478,594	2,117	8,478,594	8,480,711
Palm oil and its fractions, bulk	19,438	3,948	23,386		255,465	255,465	19,438	259,413	278,851
Sulfuric acid, oleum	73,992		73,992	666,177		666,177	740,169		740,169
Ethers, ether-alcohols, ether-phenols		6,704	6,704	5,023	11,680	16,704	5,023	18,384	23,408
Sodium hydroxide (caustic soda)					4,500	4,500		4,500	4,500
Cyclic hydrocarbons	10,177	38,869	49,045	214,755	703	215,458	224,932	39,571	264,503
Anhydrous ammonia or in aqueous solution	75,391		75,391	9,796		9,796	85,187		85,187
Petroleum gas and other hydrocarbons		153,591	153,591					153,591	153,591
Gasoline and refined petroleum	617,704	53,082	670,786	901,168	122,241	1,023,408	1,518,872	175,322	1,694,194
Diesel	942,344	38,910	981,254	777,224	213,692	990,915	1,719,567	252,602	1,972,169
Natural gas				72,698	3,047,843	3,120,541	72,698	3,047,843	3,120,541
Phosphorus pentoxide, phosphoric acid					187,407	187,407		187,407	187,407
Urea	45,146		45,146	10,950	28,964	39,914	56,096	28,964	85,061
Naphthas		49,610	49,610	484,538		484,538	484,538	49,610	534,148

Goods	Domestic			Foreign			Total		
	Loaded	Unloaded	Total	Loaded	Unloaded	Total	Loaded	Unloaded	Total
Biodiesel and its blends	192,373	123,227	315,600	610,300	583,146	1,193,446	802,673	706,373	1,509,046
Phenols, phenol-alcohols	82,038		82,038	139,247		139,247	221,285		221,285
	2,997,601	790,892	3,788,493	4,889,249	13,977,415	18,866,664	7,886,850	14,768,308	22,655,157
b) Dry bulks by special installation				106,843	27,139	133,982	106,843	27,139	133,982
Other solid bulk									
Barley					124,340	124,340		124,340	124,340
Hydraulic cements, bulk	91,637		91,637				91,637		91,637
Press cakes and other solid residues from extraction					153,497	153,497		153,497	153,497
Corn					262,181	262,181		262,181	262,181
Plant materials, waste, residues					2,604	2,604		2,604	2,604
Copper ores and concentrates				611,268	42,731	653,999	611,268	42,731	653,999
Zinc ores and concentrates	46,873		46,873	172,595	4,000	176,595	219,468	4,000	223,469
Wheat and meslin					122,066	122,066		122,066	122,066
	138,510		138,510	890,706	738,559	1,629,265	1,029,216	738,559	1,767,775

Goods		Domestic			Foreign			Total		
		Loaded	Unloaded	Total	Loaded	Unloaded	Total	Loaded	Unloaded	Total
c) Dry bulks without special installation	Sulfates, alums, peroxosulfates	1,706		1,706	69,989		69,989	71,694		71,694
	Ammonium sulfate		3,504	3,504		59,110	59,110		62,613	62,613
	Other solid bulk	4	3,243	3,247	204,155	153,137	357,291	204,158	156,380	360,538
	Uncalcined petroleum coke				31,754	116,483	148,237	31,754	116,483	148,237
	Iron ore concentrates	10,005		10,005				10,005		10,005
	Carbonates, peroxocarbonates					92,098	92,098		92,098	92,098
	Barley	4,849		4,849		300,187	300,187	4,849	300,187	305,036
	Press cakes and other solid residues from extraction	6,294	3,098	9,392		162,511	162,511	6,294	165,609	171,903
	Other slag and ash	94,297		94,297	394,331		394,331	488,628		488,628
	Corn	6,033		6,033		317,560	317,560	6,033	317,560	323,593
	Plant materials, waste, residues					46,844	46,844		46,844	46,844
	Coal, briquettes, ovoids, fuel		13,202	13,202					13,202	13,202
Mineral or chemical fertilizers				11,926	6,472	18,398	11,926	6,472	18,398	

Goods	Domestic			Foreign			Total		
	Loaded	Unloaded	Total	Loaded	Unloaded	Total	Loaded	Unloaded	Total
Nitrogenous mineral or chemical fertilizers				466		466	466		466
Copper ores and concentrates				34,325	1,049,993	1,084,318	34,325	1,049,993	1,084,318
Titanium ores and concentrates					71,580	71,580		71,580	71,580
Zinc ores and concentrates				22,172		22,172	22,172		22,172
Potassium chloride		7,773	7,773		48,359	48,359		56,131	56,131
Wood, sawdust, waste				44,671		44,671	44,671		44,671
Urea	12,300		12,300	5,151	9,482	14,634	17,452	9,482	26,934
Wheat and meslin				29,845	454,738	484,583	29,845	454,738	484,583
	135,488	30,819	166,307	848,786	2,888,553	3,737,339	984,274	2,919,372	3,903,646

Goods	Domestic			Foreign			Total			
	Loaded	Unloaded	Total	Loaded	Unloaded	Total	Loaded	Unloaded	Total	
d) General merchandise	Empty automobile vehicles	4,498	2,497	6,995				4,498	2,497	6,995
	Empty containers and tank containers	67,088	13,909	80,997	21,367	2,414	23,781	88,455	16,324	104,778
	Empty trailer and semitrailer chassis	130,779	49,961	180,740				130,779	49,961	180,740
	Particle boards and similar	0		0				0		0
	Empty vehicles and cars	3,964	2,068	6,032				3,964	2,068	6,032
	Fuel	453	112	565				453	112	565
	Butane and propane	33		33				33		33
	Sulfates, alums, peroxosulfates	47		47	66		66	113		113
	Trailers, semi-trailers and platforms	2,827	52,226	55,054				2,827	52,226	55,054
	Rest of general merchandise	248,065	45,434	293,499	18,106	80,256	98,361	266,170	125,690	391,860
	Rest of liquid bulk	52,943	1,859	54,801	8,300	45	8,345	61,243	1,904	63,147
	Rest of solid bulk	40,724	11,754	52,477	4,382	7,540	11,922	45,106	19,294	64,399
	Empty containers and tanks	3,192	70,244	73,436	750	4,542	5,292	3,942	74,786	78,728

Goods	Domestic			Foreign			Total		
	Loaded	Unloaded	Total	Loaded	Unloaded	Total	Loaded	Unloaded	Total
Passenger cars and other vehicles	9,935	2,760	12,695				9,935	2,760	12,695
Uncalcined petroleum coke		3,975	3,975					3,975	3,975
Refined copper and copper alloys	0		0	82,029		82,029	82,029		82,029
Apricots	3,409		3,409				3,409		3,409
Acyclic alcohols and their derivatives	0	0	0	25		25	25	0	25
Salt (including table and denatured)	1,135	682	1,818				1,135	682	1,818
Carbonates, peroxocarbonates	14,797	107	14,904	1,562		1,562	16,359	107	16,466
Malt beer, packaged	34,097	647	34,745				34,097	647	34,745
Onions, shallots, garlic, leeks	11,761		11,761				11,761		11,761
Hydraulic cements, packaged	2,954		2,954				2,954		2,954
Barley	394		394				394		394
Ketones and quinones	0		0				0		0
Hydraulic cements, in bulk	7,879		7,879				7,879		7,879
Waste and scrap	0	9,296	9,296				0	9,296	9,296

Goods	Domestic			Foreign			Total		
	Loaded	Unloaded	Total	Loaded	Unloaded	Total	Loaded	Unloaded	Total
Prepared or preserved tomatoes	491	9	500	637		637	1,128	9	1,137
Press cakes and other solid waste from extraction	1,219		1,219				1,219		1,219
Fresh or chilled tomatoes	5,081	18,807	23,888				5,081	18,807	23,888
Crustaceans, whether or not peeled, live	377	26	402		2,850	2,850	377	2,876	3,253
Passage	9,183	13	9,196				9,183	13	9,196
Other vegetables, including wild	8,119	685	8,804	433		433	8,552	685	9,237
Other vegetable fats and oils	18		18				18		18
Other slag and ashes	6		6	1,999		1,999	2,005		2,005
Other vegetables prepared or preserved	2,249	148	2,396	107		107	2,355	148	2,503
Food preparations not expressed	12,216	98	12,314	25		25	12,240	98	12,338
Flat rolled iron products	4,630		4,630		35,606	35,606	4,630	35,606	40,235
Fresh apples	4,045		4,045				4,045		4,045

Goods	Domestic			Foreign			Total		
	Loaded	Unloaded	Total	Loaded	Unloaded	Total	Loaded	Unloaded	Total
Raw coniferous wood	43		43				43		43
Corn	2,771		2,771	308		308	3,079		3,079
Vegetable materials, waste, residues	3,338	1	3,339				3,338	1	3,339
Shelled bird eggs	2,318		2,318				2,318		2,318
Coal, briquettes, ovoids, fuel				25		25	25		25
Soybean oil and its bulk fractions	3		3				3		3
Sunflower, safflower or cotton oils	279		279				279		279
Oils and other distillation products	63		63				63		63
Palm oil and its fractions, bulk	30		30				30		30
Asphalt-based bituminous mixtures	111	1	111				111	1	111
Melons, watermelons and papayas, fresh	5,591	3,765	9,356				5,591	3,765	9,356
Nitrites, nitrates, except strontium				4		4	4		4

Goods	Domestic			Foreign			Total		
	Loaded	Unloaded	Total	Loaded	Unloaded	Total	Loaded	Unloaded	Total
Ethers, ether-alcohols, ether-phenols	0		0				0		0
Sodium hydroxide (caustic soda)	24	0	24				24	0	24
Cyclic hydrocarbons	25		25				25		25
Bananas including plantains	41	65,616	65,657				41	65,616	65,657
Mineral or chemical fertilizers	357	167	524	230		230	587	167	753
Mineral or chemical nitrogen fertilizers	3		3	1,569		1,569	1,572		1,572
Copper ores and concentrates					7,422	7,422		7,422	7,422
Petroleum gas and other hydrocarbons	360		360				360		360
Gasoline and refined oil	153		153				153		153
Gas natural	295		295				295		295
Iron or non-alloy steel profiles	1,592	22	1,614	4,149		4,149	5,740	22	5,762
Firewood, sawdust, waste and scrap	205	24	229				205	24	229
Fruits or other fruits and other parts	492	96	588	1,113		1,113	1,604	96	1,700

Goods	Domestic			Foreign			Total		
	Loaded	Unloaded	Total	Loaded	Unloaded	Total	Loaded	Unloaded	Total
Fruit juices or other fruits	8,695	61	8,756	67,838	13,923	81,761	76,533	13,984	90,517
Urea	2,514		2,514				2,514		2,514
Wheat and meslin or tranquillón	125	3	128				125	3	128
Fresh or dried citrus fruits	14,383	8	14,391				14,383	8	14,391
	732,414	357,080	1,089,495	215,022	154,599	369,620	947,436	511,679	1,459,115
Total	4,004,013	1,178,792	5,182,805	6,843,763	17,759,126	24,602,889	10,847,776	18,937,917	29,785,693

4.3.4 Total freight by countries and loading and unloading

Port	Country	Loaded	Unloaded	Total
Port of Huelva	Albania	4,000	0	4,000
	Germany	8,294	54,761	63,054
	Angola	1,106	647,005	648,111
	Saudi Arabia	30	5,475	5,505
	Algeria	0	549,616	549,616
	Argentina	0	282,034	282,034
	Belgium	351,817	110,013	461,830
	Brazil	373,438	668,004	1,041,441
	Bulgaria	18,720	50,498	69,219
	Canada	0	90,274	90,274
	Chile	193,691	163,926	357,617
	China	763,450	161,226	924,676
	Colombia	0	61,965	61,965
	Congo	0	225	225
	Ivory Coast	16,700	0	16,700
	Croatia	16,123	0	16,123
	Unknown	2,151	0	2,151
	Denmark	25,472	40,205	65,677
	USA	1,377,416	3,992,955	5,370,370

Port	Country	Loaded	Unloaded	Total
Port of Huelva	Egypt	28,755	32,583	61,339
	Eritrea	2,195	0	2,195
	Spain	4,004,013	1,184,661	5,188,674
	Estonia	999	66,269	67,268
	Finland	112,447	215	112,661
	France	458,531	18,044	476,575
	Gabon	0	4,151	4,151
	Georgia	62,339	47,130	109,469
	Gibraltar	61,186	504	61,690
	Greece	183,268	72,659	255,927
	Guatemala	0	12,508	12,508
	Guinea-Conakry	9,151	0	9,151
	Equatorial Guinea	0	139,683	139,683
	Netherlands	241,410	285,331	526,742
	Honduras	0	2,935	2,935
	India	16,015	353	16,368
	Indonesia	0	673,854	673,854
	Iraq	0	528,870	528,870
	Ireland	16,777	0	16,777
	Iceland	21	0	21

Port	Country	Loaded	Unloaded	Total
Port of Huelva	Israel	0	51,960	51,960
	Italy	532,067	378,568	910,635
	Jamaica	22,016	0	22,016
	Japan	110,572	4,597	115,168
	Latvia	0	121,631	121,631
	Libya	0	244,561	244,561
	Lithuania	23	29	52
	Malaysia	0	298,421	298,421
	Malta	0	10,562	10,562
	Morocco	544,651	250,833	795,484
	Mexico	3,663	1,195,710	1,199,374
	Montenegro	0	55,956	55,956
	Mozambique	0	65,464	65,464
	Namibia	19,949	0	19,949
	Nigeria	75,594	3,410,914	3,486,508
	Norway	12,210	37,942	50,152
	Panama	10,998	99,389	110,387
	Peru	0	294,052	294,052
	Poland	0	63,588	63,588
	Portugal	728,857	0	728,857

Port	Country	Loaded	Unloaded	Total
Port of Huelva	United Kingdom	168,930	161,228	330,158
	Republic of Korea	0	11,041	11,041
	Rumania	4,500	219,668	224,168
	Russia	0	607,421	607,421
	Senegal	4,394	0	4,394
	Singapur	0	8,757	8,757
	Sweden	131,545	33,091	164,636
	Taiwan	0	13,190	13,190
	Togo	37,942	0	37,942
	Trinidad-Tobago	0	112,402	112,402
	Tunisia	70,230	0	70,230
	Turkey	20,122	443,960	464,082
	Ukranie	0	752,614	752,614
	Vietnam	0	42,434	42,434
Total Port of Huelva		10,847,776	18,937,917	29,785,693

4.3.5 Transhipped goods

Goods	Domestic			Exterior			Total		
	Loaded	Unloaded	Total	Loaded	Unloaded	Total	Loaded	Unloaded	Total
a) Liquid bulks	0	0	0	0	0	0	0	0	0
b) Dry bulks by special installation	0	0	0	0	0	0	0	0	0
c) Dry bulks without special installation	0	0	0	0	0	0	0	0	0
d) Conventional general merchandise	0	0	0	0	0	0	0	0	0
e) General cargo in containers	0	0	0	0	0	0	0	0	0
Total	0	0	0	0	0	0	0	0	0

4.3.6 Roll-on / roll-off traffic

4.3.6.1 Summary of roll-on / roll-off traffic

		Domestic	Foreign	Total
Loaded	By containers	55,582	0	55,582
	By other means	360,913	0	360,913
	Total	416,495	0	416,495
Unloaded	By containers	14,429	0	14,429
	By other means	220,925	0	220,925
	Total	235,354	0	235,354
Loaded and unloaded	By containers	70,012	0	70,012
	By other means	581,839	0	581,839
	Total	651,851	0	651,851

4.3.6.2 Multi-modal roll-on/roll-off transport units

Type		Domestic			Foreign			Total		
		Loaded	Unloaded	Total	Loaded	Unloaded	Total	Loaded	Unloaded	Total
Accompanied	Articulated lorry	0	0	0	0	0	0	0	0	0
	Rigid lorry	555	485	1,040	0	0	0	555	485	1,040
	Road train	0	0	0	0	0	0	0	0	0
	Total	555	485	1,040	0	0	0	555	485	1,040
Unaccompanied	Trailer, semi-trailer and platform	17,931	14,342	32,273	0	0	0	17,931	14,342	32,273
	Total	17,931	14,342	32,273	0	0	0	17,931	14,342	32,273
Others	Cab unit	58	50	108	0	0	0	58	50	108
	Van	556	101	657	0	0	0	556	101	657
	Roll trailer and other equipment	0	0	0	0	0	0	0	0	0
	Total	614	151	765	0	0	0	614	151	765
Total	19,100	14,978	34,078	0	0	0	19,100	14,978	34,078	

4.3.6.3 Vehicle units by freight type

Type	Domestic			Foreign			Total		
	Loaded	Unloaded	Total	Loaded	Unloaded	Total	Loaded	Unloaded	Total
Coaches/buses	140	23	163	0	0	0	140	23	163
Passanger cars	9,739	2,128	11,867	0	0	0	9,739	2,128	11,867
Lorries	5,666	318	5,984	0	0	0	5,666	318	5,984
Special vehicles	127	54	181	0	0	0	127	54	181
Motorcycles	1,709	248	1,957	0	0	0	1,709	248	1,957
Tractors and tractor trucks	35	5	40	0	0	0	35	5	40
Works trucks	676	8	684	0	0	0	676	8	684
Tanks	0	0	0	0	0	0	0	0	0
Total	18,092	2,784	20,876	0	0	0	18,092	2,784	20,876

4.3.7 Classification of freight

4.3.7.1 Classification by nature

Goods	Domestic			Foreign			Total			
	Loaded	Unloaded	Total	Loaded	Unloaded	Total	Loaded	Unloaded	Total	
Power Products										
1	Crude oil	2,117	0	2,117	0	8,478,594	8,478,594	2,117	8,478,594	8,480,711
2	Fuel oil	639,765	224,585	864,350	225,541	294,049	519,590	865,305	518,634	1,383,940
3	Gas oil	942,344	38,910	981,254	777,224	213,692	990,915	1,719,567	252,602	1,972,169
4	Petrol	617,856	53,082	670,938	901,168	122,241	1,023,408	1,519,024	175,322	1,694,346
6	Other petroleum products	11,095	88,551	99,647	699,294	8,792	708,085	710,389	97,343	807,732
7	Energetic petroleum gases	29,094	163,987	193,082	155,640	24,547	180,187	184,734	188,534	373,268
12	Steam coal and petroleum coke	911	13,202	14,113	31,780	126,219	157,998	32,690	139,421	172,111
35	Natural gas and other gases	295	0	295	72,698	3,047,843	3,120,541	72,993	3,047,843	3,120,836
51	Biofuel	223,502	128,760	352,262	713,557	691,552	1,405,109	937,058	820,313	1,757,371
	Total	2,466,978	711,078	3,178,057	3,576,900	13,007,527	16,584,427	6,043,878	13,718,606	19,762,484

Goods	Domestic			Foreign			Total				
	Loaded	Unloaded	Total	Loaded	Unloaded	Total	Loaded	Unloaded	Total		
Siderurgical and Metallurgic Products	8	Iron ore	10,031	0	10,031	0	13,117	13,117	10,031	13,117	23,148
	10	Other mineral ores	46,876	19	46,895	947,203	1,178,739	2,125,942	994,079	1,178,759	2,172,838
	11	Scrap iron	28	9,296	9,324	0	0	0	28	9,296	9,324
	13	Iron products	18,788	890	19,679	4,149	94,596	98,745	22,938	95,486	118,424
	36	Other metallurgic products	472	15	487	82,029	24	82,053	82,501	39	82,540
	Total		76,195	10,222	86,417	1,033,382	1,286,476	2,319,857	1,109,577	1,296,697	2,406,274
Non-metallic minerals	25	Salt	1,135	682	1,818	0	0	0	1,135	682	1,818
	52	Other non-metallic minerals	97,831	1,948	99,779	416,394	593	416,986	514,225	2,541	516,766
	Total		98,966	2,630	101,597	416,394	593	416,986	515,360	3,223	518,583
Fertilizers	14	Phosphates	0	0	0	1,897	55,237	57,134	1,897	55,237	57,134
	15	Potash	0	7,773	7,773	0	57,753	57,753	0	65,525	65,525
	16	Natural and artificial fertilizers	60,753	3,863	64,616	181,965	107,963	289,927	242,718	111,826	354,544
	Total		60,753	11,636	72,389	183,862	220,953	404,814	244,615	232,588	477,204
Chemical Products	17	Chemical products	325,283	34,156	359,439	1,067,512	359,587	1,427,100	1,392,796	393,743	1,786,539
	Total		325,283	34,156	359,439	1,067,512	359,587	1,427,100	1,392,796	393,743	1,786,539

	Goods		Domestic			Foreign			Total		
			Loaded	Unloaded	Total	Loaded	Unloaded	Total	Loaded	Unloaded	Total
Construction materials	5	Asphalt	89,848	61,033	150,882	187,606	0	187,606	277,455	61,033	338,488
	18	Cement and clinker	102,470	0	102,470	0	0	0	102,470	0	102,470
	20	Manufactured building materials	20,201	4,038	24,239	4,391	4,441	8,833	24,592	8,480	33,072
	Total		212,519	65,072	277,590	191,998	4,441	196,439	404,517	69,513	474,030
Stock Breeding and Feeding Products	21	Cereals and their flours	19,352	59	19,411	31,214	1,613,901	1,645,115	50,566	1,613,960	1,664,526
	22	Soybean	7	0	7	0	0	0	7	0	7
	23	Fruits and vegetables	66,545	100,782	167,327	4,715	63	4,777	71,259	100,845	172,104
	24	Wines,drinks and spirits	75,468	1,619	77,086	68,234	13,923	82,158	143,702	15,542	159,244
	27	Tinned food	11,948	363	12,311	1,952	0	1,952	13,900	363	14,263
	28	Tobacco, cocoa, coffee and spices	4,262	126	4,388	1,065	0	1,065	5,326	126	5,452
	29	Oils and greases	113,926	8,628	122,553	188,498	593,486	781,984	302,424	602,114	904,537
	30	Other foods	100,386	649	101,035	194	0	194	100,580	649	101,229
	33	Chilled or frozen fish	3,470	1,172	4,642	0	2,855	2,855	3,470	4,027	7,497
	37	Animal feed and fodder	39,589	12,621	52,210	1,721	438,536	440,256	41,310	451,157	492,467
Total		434,952	126,018	560,970	297,592	2,662,764	2,960,357	732,544	2,788,783	3,521,327	

Goods			Domestic			Foreign			Total		
			Loaded	Unloaded	Total	Loaded	Unloaded	Total	Loaded	Unloaded	Total
Other goods	19	Wood and cork	1,030	53	1,084	44,672	234	44,906	45,702	288	45,990
	26	Paper and pulp	1,186	176	1,361	0	0	0	1,186	176	1,361
	31	Machinery, tools and spares	14,445	6,648	21,093	323	838	1,161	14,768	7,486	22,254
	34	Other goods	81,581	15,040	96,622	8,935	208,679	217,613	90,516	223,719	314,235
	Total		98,242	21,918	120,160	53,930	209,751	263,681	152,172	231,669	383,841
Vehicles and transport elements	32	Vehicles and their parts	21,409	6,526	27,935	77	77	154	21,486	6,603	28,089
	38	Ro-Ro traffic tare weights	138,435	105,383	243,818	0	0	0	138,435	105,383	243,818
	39	Containers tare	70,280	84,154	154,433	22,117	6,956	29,073	92,397	91,110	183,506
	Total		230,124	196,063	426,187	22,194	7,033	29,227	252,318	203,096	455,413
Total		4,004,013	1,178,792	5,182,805	6,843,763	17,759,126	24,602,889	10,847,776	18,937,917	29,785,693	

4.3.7.2 (A) Classification by nature and format

	Goods		Liquid bulks			Solid bulks			General merchandise		
			Loaded	Unloaded	Total	Loaded	Unloaded	Total	General merchandise containers		
									Loaded	Unloaded	Total
Power Products	1	Crude oil	2,117	8,478,594	8,480,711	0	0	0	0	0	0
	2	Fuel oil	864,852	518,523	1,383,375	0	0	0	401	112	513
	3	Gas oil	1,719,567	252,602	1,972,169	0	0	0	0	0	0
	4	Petrol	1,518,872	175,322	1,694,194	0	0	0	153	0	153
	6	Other petroleum products	709,470	97,271	806,741	0	0	0	874	72	946
	7	Energetic petroleum gases	184,342	188,534	372,876	0	0	0	393	0	393
	12	Steam coal and petroleum coke	0	0	0	31,754	139,420	171,175	420	0	420
	35	Natural gas and other gases	72,698	3,047,843	3,120,541	0	0	0	295	0	295
	51	Biofuel	906,392	818,784	1,725,176	0	0	0	30,642	1,528	32,170
	Total	5,978,310	13,577,472	19,555,783	31,754	139,420	171,175	33,178	1,712	34,890	
Siderurgical and Metallurgic Products	8	Iron ore	0	0	0	10,005	0	10,005	0	0	0
	10	Other mineral ores	0	0	0	994,076	1,168,304	2,162,380	3	10,455	10,457
	11	Scrap iron	0	0	0	0	0	0	0	9,296	9,296
	13	Iron products	0	0	0	0	0	0	13,242	2,018	15,261
	36	Other metallurgic products	0	0	0	0	0	0	268	38	305
	Total	0	0	0	1,004,081	1,168,304	2,172,385	13,513	21,807	35,320	

Goods		Liquid bulks			Solid bulks			General merchandise			
								General merchandise containers			
		Loaded	Unloaded	Total	Loaded	Unloaded	Total	Loaded	Unloaded	Total	
Non-metallic minerals	25	Salt	0	0	0	0	0	0	1,111	682	1,794
	52	Other non-metallic minerals	0	0	0	508,178	0	508,178	5,085	2,532	7,617
	Total		0	0	0	508,178	0	508,178	6,197	3,214	9,410
Fertilizers	14	Phosphates	0	0	0	1,897	55,237	57,134	0	0	0
	15	Potash	0	0	0	0	65,525	65,525	0	0	0
	16	Natural and artificial fertilizers	56,096	28,964	85,061	181,512	78,568	260,080	2,563	4,294	6,857
	Total		56,096	28,964	85,061	183,409	199,330	382,739	2,563	4,294	6,857
Chemical Products	17	Chemical products	1,257,180	294,383	1,551,563	102,734	95,341	198,075	26,986	2,671	29,656
	Total		1,257,180	294,383	1,551,563	102,734	95,341	198,075	26,986	2,671	29,656
Construction materials	5	Asphalt	277,344	57,058	334,402	0	0	0	111	3,976	4,087
	18	Cement and clinker	0	0	0	91,637	0	91,637	10,832	0	10,832
	20	Manufactured building materials	0	0	0	0	0	0	20,505	8,305	28,810
	Total		277,344	57,058	334,402	91,637	0	91,637	31,448	12,281	43,729

Goods			Liquid bulks			Solid bulks			General merchandise		
									General merchandise containers		
			Loaded	Unloaded	Total	Loaded	Unloaded	Total	Loaded	Unloaded	Total
Stock Breeding and Feeding Products	21	Cereals and their flours	0	0	0	40,727	1,613,901	1,654,628	9,299	59	9,358
	22	Soybean	0	0	0	0	0	0	0	0	0
	23	Fruits and vegetables	0	0	0	0	0	0	8,211	125	8,335
	24	Wines,drinks and spirits	0	0	0	0	0	0	137,671	1,573	139,244
	27	Tinned food	0	0	0	0	0	0	4,865	333	5,198
	28	Tobacco, cocoa, coffee and spices	0	0	0	0	0	0	1,907	102	2,009
	29	Oils and greases	291,755	601,888	893,643	0	0	0	7,702	220	7,921
	30	Other foods	0	0	0	0	0	0	21,431	408	21,838
	33	Chilled or frozen fish	0	0	0	0	0	0	60	70	130
	37	Animal feed and fodder	0	0	0	6,298	441,633	447,932	33,950	9,522	43,473
	Total	291,755	601,888	893,643	47,025	2,055,535	2,102,560	225,097	12,411	237,507	
Other goods	19	Wood and cork	0	0	0	44,671	0	44,671	724	283	1,008
	26	Paper and pulp	0	0	0	0	0	0	910	175	1,086
	31	Machinery, tools and spares	0	0	0	0	0	0	7,327	4,825	12,152
	34	Other goods	26,165	208,543	234,707	0	0	0	48,240	10,532	58,772
		Total	26,165	208,543	234,707	44,671	0	44,671	57,202	15,816	73,018

Goods			Liquid bulks			Solid bulks			General merchandise		
									General merchandise containers		
			Loaded	Unloaded	Total	Loaded	Unloaded	Total	Loaded	Unloaded	Total
Vehicles and transport elements	32	Vehicles and their parts	0	0	0	0	0	0	3,021	169	3,190
	38	Ro-Ro traffic tare weights	0	0	0	0	0	0	0	0	0
	39	Containers tare	0	0	0	0	0	0	92,397	91,110	183,506
	Total		0	0	0	0	0	0	95,418	91,278	186,696
Total			7,886,850	14,768,308	22,655,157	2,013,490	3,657,931	5,671,421	491,599	165,484	657,083

4.3.7.2 (B) Classification by nature and format

	Goods	General merchandise						Total			
		Conventional general merchandise			Total general merchandise			Loaded	Unloaded	Total	
		Loaded	Unloaded	Total	Loaded	Unloaded	Total				
Power Products	1	Crude oil	0	0	0	0	0	0	2,117	8,478,594	8,480,711
	2	Fuel oil	52	0	52	453	112	565	865,305	518,634	1,383,940
	3	Gas oil	0	0	0	0	0	0	1,719,567	252,602	1,972,169
	4	Petrol	0	0	0	153	0	153	1,519,024	175,322	1,694,346
	6	Other petroleum products	45	0	45	919	73	991	710,389	97,343	807,732
	7	Energetic petroleum gases	0	0	0	393	0	393	184,734	188,534	373,268
	12	Steam coal and petroleum coke	516	0	516	936	0	936	32,690	139,421	172,111
	35	Natural gas and other gases	0	0	0	295	0	295	72,993	3,047,843	3,120,836
	51	Biofuel	24	0	24	30,666	1,529	32,194	937,058	820,313	1,757,371
		Total	636	1	637	33,814	1,713	35,526	6,043,878	13,718,606	19,762,484
Siderurgical and Metallurgic Products	8	Iron ore	26	13,117	13,143	26	13,117	13,143	10,031	13,117	23,148
	10	Other mineral ores	0	0	0	3	10,455	10,457	994,079	1,178,759	2,172,838
	11	Scrap iron	28	0	28	28	9,296	9,324	28	9,296	9,324
	13	Iron products	9,695	93,468	103,163	22,938	95,486	118,424	22,938	95,486	118,424
	36	Other metallurgic products	82,234	1	82,235	82,501	39	82,540	82,501	39	82,540
		Total	91,983	106,586	198,569	105,496	128,393	233,889	1,109,577	1,296,697	2,406,274

Goods			General merchandise						Total		
			Conventional general merchandise			Total general merchandise					
			Loaded	Unloaded	Total	Loaded	Unloaded	Total	Loaded	Unloaded	Total
Non-metallic minerals	25	Salt	24	0	24	1,135	682	1,818	1,135	682	1,818
	52	Other non-metallic minerals	961	9	970	6,046	2,541	8,587	514,225	2,541	516,766
	Total		985	9	994	7,182	3,223	10,405	515,360	3,223	518,583
Fertilizers	14	Phosphates	0	0	0	0	0	0	1,897	55,237	57,134
	15	Potash	0	0	0	0	0	0	0	65,525	65,525
	16	Natural and artificial fertilizers	2,546	0	2,546	5,109	4,294	9,404	242,718	111,826	354,544
	Total		2,547	0	2,547	5,110	4,294	9,404	244,615	232,588	477,204
Chemical Products	17	Chemical products	5,896	1,348	7,245	32,882	4,019	36,901	1,392,796	393,743	1,786,539
	Total		5,896	1,348	7,245	32,882	4,019	36,901	1,392,796	393,743	1,786,539
Construction materials	5	Asphalt	0	0	0	111	3,976	4,087	277,455	61,033	338,488
	18	Cement and clinker	0	0	0	10,832	0	10,832	102,470	0	102,470
	20	Manufactured building materials	4,088	175	4,262	24,592	8,480	33,072	24,592	8,480	33,072
	Total		4,088	175	4,262	35,536	12,455	47,991	404,517	69,513	474,030

Goods			General merchandise						Total		
			Conventional general merchandise			Total general merchandise					
			Loaded	Unloaded	Total	Loaded	Unloaded	Total	Loaded	Unloaded	Total
Stock Breeding and Feeding Products	21	Cereals and their flours	540	0	540	9,839	59	9,898	50,566	1,613,960	1,664,526
	22	Soybean	7	0	7	7	0	7	7	0	7
	23	Fruits and vegetables	63,048	100,720	163,768	71,259	100,845	172,104	71,259	100,845	172,104
	24	Wines,drinks and spirits	6,031	13,969	20,000	143,702	15,542	159,244	143,702	15,542	159,244
	27	Tinned food	9,035	30	9,065	13,900	363	14,263	13,900	363	14,263
	28	Tobacco, cocoa, coffee and spices	3,419	24	3,443	5,326	126	5,452	5,326	126	5,452
	29	Oils and greases	2,967	6	2,973	10,669	226	10,895	302,424	602,114	904,537
	30	Other foods	79,149	242	79,391	100,580	649	101,229	100,580	649	101,229
	33	Chilled or frozen fish	3,410	3,957	7,367	3,470	4,027	7,497	3,470	4,027	7,497
	37	Animal feed and fodder	1,061	1	1,063	35,012	9,524	44,535	41,310	451,157	492,467
	Total	168,667	118,949	287,617	393,764	131,360	525,124	732,544	2,788,783	3,521,327	
Other goods	19	Wood and cork	307	4	311	1,031	288	1,319	45,702	288	45,990
	26	Paper and pulp	275	0	275	1,186	176	1,361	1,186	176	1,361
	31	Machinery, tools and spares	7,441	2,661	10,102	14,768	7,486	22,254	14,768	7,486	22,254
	34	Other goods	16,111	4,644	20,755	64,351	15,177	79,528	90,516	223,719	314,235
		Total	24,134	7,310	31,444	81,336	23,126	104,462	152,172	231,669	383,841

Goods			General merchandise						Total		
			Conventional general merchandise			Total general merchandise					
			Loaded	Unloaded	Total	Loaded	Unloaded	Total	Loaded	Unloaded	Total
Vehicles and transport elements	32	Vehicles and their parts	18,465	6,434	24,900	21,486	6,603	28,089	21,486	6,603	28,089
	38	Ro-Ro traffic tare weights	138,435	105,383	243,818	138,435	105,383	243,818	138,435	105,383	243,818
	39	Containers tare	0	0	0	92,397	91,110	183,506	92,397	91,110	183,506
	Total		156,900	111,817	268,718	252,318	203,096	455,413	252,318	203,096	455,413
Total			455,837	346,195	802,032	947,436	511,679	1,459,115	10,847,776	18,937,917	29,785,693

4.3.7.3 Classification of freight in transit by nature

	Goods	Domestic			Foreign			Total transit			
		Loaded	Unloaded	Total	Loaded	Unloaded	Total	Loaded	Unloaded	Total	
Power Products	1	Crude oil	0	0	0	0	0	0	0	0	0
	2	Fuel oil	0	0	0	0	0	0	0	0	0
	3	Gas oil	0	0	0	0	832	832	0	832	832
	4	Petrol	20,008	10,978	30,986	74,692	96,463	171,155	94,700	107,441	202,141
	6	Other petroleum products	0	4,202	4,202	40,626	0	40,626	40,626	4,202	44,827
	7	Energetic petroleum gases	0	0	0	0	0	0	0	0	0
	12	Steam coal and petroleum coke	0	0	0	20,250	21,050	41,300	20,250	21,050	41,300
	35	Natural gas and other gases	0	0	0	0	0	0	0	0	0
	51	Biofuel	158,868	113,737	272,605	532,458	647,319	1,179,777	691,325	761,056	1,452,381
	Total	178,876	128,917	307,793	668,025	765,664	1,433,689	846,901	894,580	1,741,481	
Siderurgical and Metallurgic Products	8	Iron ore	0	0	0	0	0	0	0	0	0
	10	Other mineral ores	0	0	0	101,915	67,828	169,743	101,915	67,828	169,743
	11	Scrap iron	0	0	0	0	0	0	0	0	0
	13	Iron products	4,772	175	4,948	0	4,597	4,597	4,772	4,772	9,544
	36	Other metallurgic products	9	9	18	0	0	0	9	9	18
	Total	4,781	184	4,966	101,915	72,425	174,340	106,697	72,609	179,306	

Goods			Domestic			Foreign			Total transit		
			Loaded	Unloaded	Total	Loaded	Unloaded	Total	Loaded	Unloaded	Total
Non-metallic minerals	25	Salt	658	682	1,340	0	0	0	658	682	1,340
	52	Other non-metallic minerals	1,804	1,902	3,706	0	0	0	1,804	1,902	3,706
	Total		2,462	2,584	5,046	0	0	0	2,462	2,584	5,046
Fertilizers	14	Phosphates	0	0	0	0	0	0	0	0	0
	15	Potash	0	0	0	0	4,500	4,500	0	4,500	4,500
	16	Natural and artificial fertilizers	359	359	719	0	4,000	4,000	359	4,359	4,719
	Total		359	359	719	0	8,500	8,500	359	8,859	9,219
Chemical Products	17	Chemical products	1,245	1,245	2,489	5,806	16,227	22,033	7,051	17,471	24,523
	Total		1,245	1,245	2,489	5,806	16,227	22,033	7,051	17,471	24,523
Construction materials	5	Asphalt	0	0	0	0	0	0	0	0	0
	18	Cement and clinker	0	0	0	0	0	0	0	0	0
	20	Manufactured building materials	3,849	3,849	7,698	4,391	4,391	8,782	8,240	8,240	16,480
	Total		3,849	3,849	7,698	4,391	4,391	8,782	8,240	8,240	16,480

Goods			Domestic			Foreign			Total transit		
			Loaded	Unloaded	Total	Loaded	Unloaded	Total	Loaded	Unloaded	Total
Stock Breeding and Feeding Products	21	Cereals and their flours	590	40	631	29,845	36,387	66,232	30,435	36,428	66,863
	22	Soybean	0	0	0	0	0	0	0	0	0
	23	Fruits and vegetables	5	5	11	0	0	0	5	5	11
	24	Wines,drinks and spirits	838	893	1,731	0	0	0	838	893	1,731
	27	Tinned food	278	332	609	0	0	0	278	332	609
	28	Tobacco, cocoa, coffee and spices	102	102	203	0	0	0	102	102	203
	29	Oils and greases	42,038	6,161	48,199	88,381	161,533	249,914	130,419	167,694	298,113
	30	Other foods	396	396	792	0	0	0	396	396	792
	33	Chilled or frozen fish	0	0	0	0	0	0	0	0	0
	37	Animal feed and fodder	9,541	9,522	19,063	0	2,000	2,000	9,541	11,522	21,063
	Total	53,788	17,452	71,240	118,226	199,920	318,146	172,014	217,372	389,386	
Other goods	19	Wood and cork	49	49	98	1	1	2	50	50	100
	26	Paper and pulp	37	37	74	0	0	0	37	37	74
	31	Machinery, tools and spares	157	157	314	1	1	1	157	157	315
	34	Other goods	2,956	3,026	5,982	118	1,878	1,996	3,074	4,903	7,977
		Total	3,199	3,269	6,468	119	1,879	1,999	3,319	5,148	8,467
Vehicles and transport elements	32	Vehicles and their parts	0	0	1	77	77	154	77	77	155
	38	Ro-Ro traffic tare weights	0	0	0	0	0	0	0	0	0
	39	Containers tare	4,955	4,994	9,949	522	519	1,041	5,477	5,513	10,990
	Total	4,955	4,995	9,950	599	596	1,195	5,555	5,590	11,145	
Total			253,515	162,853	416,369	899,082	1,069,601	1,968,683	1,152,597	1,232,455	2,385,052

4.3.7.4 (A) Classification of freight in transit by nature and format

	Goods	Liquid bulks			Solid bulks			General merchandise			
		Loaded	Unloaded	Total	Loaded	Unloaded	Total	General merchandise containers			
								Loaded	Unloaded	Total	
Power Products	1	Crude oil	0	0	0	0	0	0	0	0	
	2	Fuel oil	0	0	0	0	0	0	0	0	
	3	Gas oil	0	832	832	0	0	0	0	0	
	4	Petrol	94,700	107,441	202,141	0	0	0	0	0	
	6	Other petroleum products	40,626	4,202	44,827	0	0	0	0	0	
	7	Energetic petroleum gases	0	0	0	0	0	0	0	0	
	12	Steam coal and petroleum coke	0	0	0	20,250	21,050	41,300	0	0	0
	35	Natural gas and other gases	0	0	0	0	0	0	0	0	0
	51	Biofuel	689,865	759,596	1,449,461	0	0	0	1,460	1,460	2,921
		Total	825,191	872,070	1,697,261	20,250	21,050	41,300	1,460	1,460	2,921
Siderurgical and Metallurgic Products	8	Iron ore	0	0	0	0	0	0	0	0	
	10	Other mineral ores	0	0	0	101,915	67,828	169,743	0	0	0
	11	Scrap iron	0	0	0	0	0	0	0	0	
	13	Iron products	0	0	0	0	0	0	175	175	351
	36	Other metallurgic products	0	0	0	0	0	0	9	9	18
		Total	0	0	0	101,915	67,828	169,743	184	184	369

Goods			Liquid bulks			Solid bulks			General merchandise		
									General merchandise containers		
			Loaded	Unloaded	Total	Loaded	Unloaded	Total	Loaded	Unloaded	Total
Non-metallic minerals	25	Salt	0	0	0	0	0	0	658	682	1,340
	52	Other non-metallic minerals	0	0	0	0	0	0	1,804	1,902	3,706
	Total		0	0	0	0	0	0	2,462	2,584	5,046
Fertilizers	14	Phosphates	0	0	0	0	0	0	0	0	0
	15	Potash	0	0	0	0	4,500	4,500	0	0	0
	16	Natural and artificial fertilizers	0	0	0	0	4,000	4,000	359	359	719
	Total		0	0	0	0	8,500	8,500	359	359	719
Chemical Products	17	Chemical products	5,023	15,464	20,487	0	0	0	2,028	2,008	4,036
	Total		5,023	15,464	20,487	0	0	0	2,028	2,008	4,036
Construction materials	5	Asphalt	0	0	0	0	0	0	0	0	0
	18	Cement and clinker	0	0	0	0	0	0	0	0	0
	20	Manufactured building materials	0	0	0	0	0	0	8,240	8,240	16,480
	Total		0	0	0	0	0	0	8,240	8,240	16,480

Goods			Liquid bulks			Solid bulks			General merchandise		
			General merchandise containers								
			Loaded	Unloaded	Total	Loaded	Unloaded	Total	Loaded	Unloaded	Total
Stock Breeding and Feeding Products	21	Cereals and their flours	0	0	0	30,395	36,387	66,782	40	40	81
	22	Soybean	0	0	0	0	0	0	0	0	0
	23	Fruits and vegetables	0	0	0	0	0	0	5	5	11
	24	Wines,drinks and spirits	0	0	0	0	0	0	838	893	1,731
	27	Tinned food	0	0	0	0	0	0	278	332	609
	28	Tobacco, cocoa, coffee and spices	0	0	0	0	0	0	102	102	203
	29	Oils and greases	130,199	167,475	297,674	0	0	0	219	219	439
	30	Other foods	0	0	0	0	0	0	396	396	792
	33	Chilled or frozen fish	0	0	0	0	0	0	0	0	0
	37	Animal feed and fodder	0	0	0	0	2,000	2,000	9,541	9,522	19,063
	Total	130,199	167,475	297,674	30,395	38,387	68,782	11,420	11,510	22,930	
Other goods	19	Wood and cork	0	0	0	0	0	0	50	50	100
	26	Paper and pulp	0	0	0	0	0	0	37	37	74
	31	Machinery, tools and spares	0	0	0	0	0	0	157	157	315
	34	Other goods	0	1,760	1,760	0	0	0	3,074	3,143	6,217
		Total	0	1,760	1,760	0	0	0	3,319	3,388	6,707

Goods			Liquid bulks			Solid bulks			General merchandise		
			General merchandise containers			Loaded	Unloaded	Total	Loaded	Unloaded	Total
			Loaded	Unloaded	Total						
Vehicles and transport elements	32	Vehicles and their parts	0	0	0	0	0	0	77	77	155
	38	Ro-Ro traffic tare weights	0	0	0	0	0	0	0	0	0
	39	Containers tare	0	0	0	0	0	0	5,477	5,513	10,990
	Total		0	0	0	0	0	0	5,555	5,590	11,145
Total			960,413	1,056,768	2,017,181	152,560	135,765	288,325	35,027	35,325	70,352

4.3.7.4 (B) Classification of freight in transit by nature and format

Goods			General merchandise						Total		
			Conventional general merchandise			Total general merchandise					
			Loaded	Unloaded	Total	Loaded	Unloaded	Total	Loaded	Unloaded	Total
Power Products	1	Crude oil	0	0	0	0	0	0	0	0	0
	2	Fuel oil	0	0	0	0	0	0	0	0	0
	3	Gas oil	0	0	0	0	0	0	832	832	
	4	Petrol	0	0	0	0	0	0	94,700	107,441	202,141
	6	Other petroleum products	0	0	0	0	0	0	40,626	4,202	44,827
	7	Energetic petroleum gases	0	0	0	0	0	0	0	0	0
	12	Steam coal and petroleum coke	0	0	0	0	0	0	20,250	21,050	41,300
	35	Natural gas and other gases	0	0	0	0	0	0	0	0	0
	51	Biofuel	0	0	0	1,460	1,460	2,921	691,325	761,056	1,452,381
		Total	0	0	0	1,460	1,460	2,921	846,901	894,580	1,741,481
Siderurgical and Metallurgic Products	8	Iron ore	0	0	0	0	0	0	0	0	0
	10	Other mineral ores	0	0	0	0	0	0	101,915	67,828	169,743
	11	Scrap iron	0	0	0	0	0	0	0	0	0
	13	Iron products	4,597	4,597	9,194	4,772	4,772	9,544	4,772	4,772	9,544
	36	Other metallurgic products	0	0	0	9	9	18	9	9	18
		Total	4,597	4,597	9,194	4,781	4,781	9,563	106,697	72,609	179,306

Goods			General merchandise						Total		
			Conventional general merchandise			Total general merchandise					
			Loaded	Unloaded	Total	Loaded	Unloaded	Total	Loaded	Unloaded	Total
Non-metallic minerals	25	Salt	0	0	0	658	682	1,340	658	682	1,340
	52	Other non-metallic minerals	0	0	0	1,804	1,902	3,706	1,804	1,902	3,706
	Total		0	0	0	2,462	2,584	5,046	2,462	2,584	5,046
Fertilizers	14	Phosphates	0	0	0	0	0	0	0	0	0
	15	Potash	0	0	0	0	0	0	0	4,500	4,500
	16	Natural and artificial fertilizers	0	0	0	359	359	719	359	4,359	4,719
	Total		0	0	0	359	359	719	359	8,859	9,219
Chemical Products	17	Chemical products	0	0	0	2,028	2,008	4,036	7,051	17,471	24,523
	Total		0	0	0	2,028	2,008	4,036	7,051	17,471	24,523
Construction materials	5	Asphalt	0	0	0	0	0	0	0	0	0
	18	Cement and clinker	0	0	0	0	0	0	0	0	0
	20	Manufactured building materials	0	0	0	8,240	8,240	16,480	8,240	8,240	16,480
	Total		0	0	0	8,240	8,240	16,480	8,240	8,240	16,480

Goods			General merchandise						Total		
			Conventional general merchandise			Total general merchandise					
			Loaded	Unloaded	Total	Loaded	Unloaded	Total	Loaded	Unloaded	Total
Stock Breeding and Feeding Products	21	Cereals and their flours	0	0	0	40	40	81	30,435	36,428	66,863
	22	Soybean	0	0	0	0	0	0	0	0	0
	23	Fruits and vegetables	0	0	0	5	5	11	5	5	11
	24	Wines,drinks and spirits	0	0	0	838	893	1,731	838	893	1,731
	27	Tinned food	0	0	0	278	332	609	278	332	609
	28	Tobacco, cocoa, coffee and spices	0	0	0	102	102	203	102	102	203
	29	Oils and greases	0	0	0	219	219	439	130,419	167,694	298,113
	30	Other foods	0	0	0	396	396	792	396	396	792
	33	Chilled or frozen fish	0	0	0	0	0	0	0	0	0
	37	Animal feed and fodder	0	0	0	9,541	9,522	19,063	9,541	11,522	21,063
	Total	0	0	0	11,420	11,510	22,930	172,014	217,372	389,386	
Other goods	19	Wood and cork	0	0	0	50	50	100	50	50	100
	26	Paper and pulp	0	0	0	37	37	74	37	37	74
	31	Machinery, tools and spares	0	0	0	157	157	315	157	157	315
	34	Other goods	0	0	0	3,074	3,143	6,217	3,074	4,903	7,977
		Total	0	0	0	3,319	3,388	6,707	3,319	5,148	8,467
Vehicles and transport elements	32	Vehicles and their parts	0	0	0	77	77	155	77	77	155
	38	Ro-Ro traffic tare weights	0	0	0	0	0	0	0	0	0
	39	Containers tare	0	0	0	5,477	5,513	10,990	5,477	5,513	10,990
	Total	0	0	0	5,555	5,590	11,145	5,555	5,590	11,145	
Total			4,597	4,597	9,194	39,624	39,921	79,546	1,152,597	1,232,455	2,385,052

4.4 Internal traffic (tonnes)

	Goods	Loaded	Unloaded	Total
Liquid bulks	Fuel	0	0	0
	Butane and propane	0	0	0
	Other general merchandise	0	0	0
	Other liquid bulk	0	0	0
	Uncalcined petroleum coke	17,882	21,160	39,043
	Calcined petroleum coke, bitumen	0	0	0
	Undenatured ethyl alcohol	8,058	8,063	16,122
	Acyclic alcohols and their derivatives	0	0	0
	Ketones and quinones	0	0	0
	Other vegetable fats and oils	0	0	0
	Soybean oil and its fractions in bulk	0	0	0
	Condensed crude petroleum oils	0	0	0
	Sunflower, safflower, or cottonseed oils	0	0	0
	Oils and other distillation products	0	0	0
	Crude petroleum oils	0	0	0
	Palm oil and its fractions, bulk	3,515	3,504	7,019
	Sulfuric acid, oleum	0	0	0
	Ethers, ether-alcohols, ether-phenols	0	0	0
	Sodium hydroxide (caustic soda)	0	0	0

Goods		Loaded	Unloaded	Total
	Cyclic hydrocarbons	33,850	33,845	67,695
	Anhydrous ammonia or in aqueous solution	0	0	0
	Petroleum gas and other hydrocarbons	0	0	0
	Gasoline and refined petroleum	0	0	0
	Diesel	129	129	258
	Natural gas	0	0	0
	Phosphorus pentoxide, phosphoric acid	0	0	0
	Urea	0	0	0
	Naphthas	0	0	0
	Biodiesel and its blends	0	0	0
	Phenols, phenol-alcohols	0	0	0
		63,435	66,701	130,136
Dry bulks without special installation	Sulfates, alums, peroxosulfates	0	0	0
	Ammonium sulfate	0	0	0
	Other general merchandise	0	0	0
	Other solid bulk	0	0	0
	Uncalcined petroleum coke	0	0	0
	Iron ore concentrates	0	0	0
	Carbonates, peroxocarbonates	0	0	0
	Barley	0	0	0

Goods		Loaded	Unloaded	Total
	Bulk hydraulic cements	0	0	0
	Waste and scrap (scrap)	0	0	0
	Press cakes and other solid residues from processing	0	0	0
	Other slag and ash	0	0	0
	Corn	0	0	0
	Plant materials, waste, residues	0	0	0
	Coal, briquettes, ovoids, fuel	0	0	0
	Granulated slag (slag sand)	0	0	0
	Mineral or chemical fertilizers	0	0	0
	Nitrogenous mineral or chemical fertilizers	0	0	0
	Copper ores and concentrates	0	0	0
	Titanium ores and concentrates	0	0	0
	Zinc ores and concentrates	0	0	0
	Potassium chloride	0	0	0
	Wood, sawdust, waste	0	0	0
	Urea	0	0	0
	Wheat and meslin	0	0	0
		0	0	0
General cargo	Taras de vehículos automóviles	0	0	0
	Taras de contenedores y cisternas	0	0	0

Goods	Loaded	Unloaded	Total
Taras de remolques y semirremolques	0	0	0
Particle boards and similar	0	0	0
Empty vehicles and automobiles	0	0	0
Fuel	0	0	0
Butane and propane	0	0	0
Sulfates, alums, peroxosulfates	0	0	0
Ammonium sulfate	0	0	0
Trailers, semitrailers, and platforms	0	0	0
Other general merchandise	0	0	0
Other liquid bulk	0	0	0
Other solid bulk	0	0	0
Empty containers and tanks	0	222	222
Passenger cars and other vehicles	0	0	0
Uncalcined petroleum coke	0	0	0
Refined copper and copper alloys	0	0	0
Apricots (apricots, chabacanos)	0	0	0
Undenatured ethyl alcohol	0	0	0
Acyclic alcohols and their derivatives	0	0	0
Salt (including table salt and desalted)	0	0	0
Carbonates, peroxocarbonates	0	0	0
Malted beer, packaged	0	0	0

Goods	Loaded	Unloaded	Total
Onions, shallots, garlic, leeks	0	0	0
Packaged hydraulic cements	0	0	0
Barley	0	0	0
Ketones and quinones	0	0	0
Bulk hydraulic cements	0	0	0
Waste and scrap (scrap)	0	0	0
Prepared or preserved tomatoes	0	0	0
Press cakes and other solid residues from the e	0	0	0
Fresh or chilled tomatoes	0	0	0
Crustaceans, even peeled, live	0	0	0
Passage	0	0	0
Other vegetables, including wild ones	0	0	0
Other fats and vegetable oils	0	0	0
Other slag and ash	0	0	0
Other prepared or preserved vegetables	0	0	0
Unspecified food preparations	0	0	0
Flat-rolled iron or steel products	0	0	0
Fresh apples	0	0	0
Raw coniferous wood	0	0	0
Corn	0	0	0
Raw eucalyptus wood	0	0	0

Goods	Loaded	Unloaded	Total
Plant materials, waste, residues	0	0	0
Eggs of birds without shell (eggshell)	0	0	0
Coal, briquettes, ovoids, fuel	0	0	0
Soybean oil and its fractions in bulk	0	0	0
Sunflower, safflower, or cottonseed oils	0	0	0
Oils and other distillation products	0	0	0
Palm oil and its fractions, bulk	0	0	0
Asphalt mixtures based on asphalt	0	0	0
Fresh melons, watermelons, and papayas	0	0	0
Nitrites, nitrates, except strontium	0	0	0
Ethers, ether-alcohols, ether-phenols	0	0	0
Sodium hydroxide (caustic soda)	0	0	0
Cyclic hydrocarbons	0	0	0
Granulated slag (slag sand)	0	0	0
Bananas (bananas), including plantains	0	0	0
Mineral or chemical fertilizers	0	0	0
Nitrogenous mineral or chemical fertilizers	0	0	0
Copper ores and concentrates	0	0	0
Petroleum gas and other hydrocarbons	0	0	0
Gasoline and refined petroleum	0	0	0

Goods	Loaded	Unloaded	Total
Natural gas	0	0	0
Phosphorus pentoxide, phosphoric acid	0	0	0
Iron or steel profiles not alloyed	0	0	0
Wood, sawdust, waste	0	0	0
Fruits or other fruits and other parts	0	0	0
Fruit or other fruit juices	0	0	0
Urea	0	0	0
Wheat and meslin	0	0	0
Fresh or dried citrus fruits	0	0	0
	0	222	222
Total	63,435	66,923	130,358

4.5 Supplies

Supplies	Tons
Liquid fuels	136,491
Water	29,465
Ice	0
Provisions	0
Others	3,794
Total	169,749

4.6 Fish caught

Types	Weight (kg)	Value in first sale (euros)
Mollusks	55,883.75	503,958.68
Total	55,883.75	503,958.68
Crustaceans	55,718.24	559,827.99
Total	55,718.24	559,827.99
Fish	50,395.00	232,976.87
Total	50,395.00	232,976.87
Total fish captures	161,996.99	1,296,763.54

4.7 Container traffic

4.7.1 20-foot containers

		Domestic		Foreign		Total	
		Number	Tons	Number	Tons	Number	Tons
Loaded	Full	4,003	92,115	790	21,669	4,793	113,784
	Empty	426	934	302	644	728	1,578
	Total	4,429	93,049	1,092	22,313	5,521	115,362
Unloaded	Full	828	18,600	685	18,423	1,513	37,023
	Empty	3,611	7,695	289	638	3,900	8,333
	Total	4,439	26,295	974	19,061	5,413	45,357
Total		8,868	119,344	2,066	41,374	10,934	160,719

4.7.2 Containers over 20 foot

		Domestic		Foreign		Total	
		Number	Tons	Number	Tons	Number	Tons
Loaded	Full	14,318	269,095	4,242	104,778	18,560	373,873
	Empty	494	2,258	23	106	517	2,364
	Total	14,812	271,353	4,265	104,884	19,077	376,237
Unloaded	Full	2,846	47,311	215	6,364	3,061	53,675
	Empty	14,999	62,549	858	3,903	15,857	66,453
	Total	17,845	109,860	1,073	10,268	18,918	120,128
Total		32,657	381,213	5,338	115,152	37,995	496,365

4.7.3 Total containers of 20 foot or more

		Domestic		Foreign		Total	
		Number	Tons	Number	Tons	Number	Tons
Loaded	Full	18,321	361,210	5,032	126,447	23,353	487,657
	Empty	920	3,192	325	750	1,245	3,942
	Total	19,241	364,402	5,357	127,197	24,598	491,599
Unloaded	Full	3,674	65,911	900	24,787	4,574	90,698
	Empty	18,610	70,244	1,147	4,542	19,757	74,786
	Total	22,284	136,155	2,047	29,115	24,331	165,484
Total		41,525	500,557	7,404	156,312	48,929	657,083

4.7.4 20-foot or larger containers in transit

		Domestic		Foreign		Total	
		Number	Tons	Number	Tons	Number	Tons
Loaded	Full	1,346	29,135	222	5,893	1,568	35,027
	Empty	0	0	0	0	0	0
	Total	1,346	29,135	222	5,893	1,568	35,027
Unloaded	Full	1,357	29,455	221	5,869	1,578	35,325
	Empty	0	0	0	0	0	0
	Total	1,357	29,455	221	5,869	1,578	35,325
Total		2,703	58,590	443	11,762	3,146	70,352

4.7.5 Total 20-foot equivalent unit (TEUS) containers

		Domestic		Foreign		Total	
		Number	Tons	Number	Tons	Number	Tons
Loaded	Full	33,396	361,210	9,427	126,447	42,823	487,657
	Empty	1,465	3,192	348	750	1,813	3,942
	Total	34,861	364,402	9,776	127,197	44,636	491,599
Unloaded	Full	6,625	65,911	1,125	24,787	7,749	90,698
	Empty	34,412	70,244	2,005	4,542	36,417	74,786
	Total	41,036	136,155	3,130	29,329	44,166	165,484
Total		75,897	500,557	12,905	156,526	88,802	657,083

4.7.6 20-foot equivalent unit (TEUS) containers in transit

		Domestic		Foreign		Total	
		Number	Tons	Number	Tons	Number	Tons
Loaded	Full	2,254	29,135	238	5,893	2,492	35,027
	Empty	0	0	0	0	0	0
	Total	2,254	29,135	238	5,893	2,492	35,027
Unloaded	Full	2,272	29,455	237	5,869	2,509	35,324
	Empty	0	0	0	0	0	0
	Total	2,272	29,455	237	5,869	2,509	35,325
Total		4,525	58,590	475	11,762	5,000	70,352

4.7.7 Freight transported in containers classified by their nature

Goods	Domestic			Foreign			Total		
	Loaded	Unloaded	Total	Loaded	Unloaded	Total	Loaded	Unloaded	Total
1 Crude oil	0	0	0	0	0	0	0	0	0
2 Fuel oil	401	112	513	0	0	0	401	112	513
3 Gas oil	0	0	0	0	0	0	0	0	0
4 Petrol	153	0	153	0	0	0	153	0	153
6 Other petroleum products	874	72	946	0	0	0	874	72	946
7 Energetic petroleum gases	393	0	393	0	0	0	393	0	393
12 Steam coal and petroleum coke	395	0	395	25	0	25	420	0	420
35 Natural gas and other gases	295	0	295	0	0	0	295	0	295
51 Biofuel	22,362	1,528	23,890	8,280	0	8,280	30,642	1,528	32,170
Total	24,873	1,712	26,585	8,305	0	8,305	33,178	1,712	34,890
8 Iron ore	0	0	0	0	0	0	0	0	0
10 Other mineral ores	3	19	22	0	10,435	10,435	3	10,455	10,457
11 Scrap iron	0	9,296	9,296	0	0	0	0	9,296	9,296
13 Iron products	13,242	734	13,977	0	1,284	1,284	13,242	2,018	15,261
36 Other metallurgic products	268	14	281	0	24	24	268	38	305
Total	13,513	10,064	23,577	0	11,743	11,743	13,513	21,807	35,320
25 Salt	1,111	682	1,794	0	0	0	1,111	682	1,794
52 Other non-metallic minerals	2,573	1,939	4,512	2,512	593	3,105	5,085	2,532	7,617
Total	3,684	2,621	6,305	2,512	593	3,105	6,197	3,214	9,410

Goods	Domestic			Foreign			Total				
	Loaded	Unloaded	Total	Loaded	Unloaded	Total	Loaded	Unloaded	Total		
Fertilizers	14	Phosphates	0	0	0	0	0	0	0	0	
	15	Potash	0	0	0	0	0	0	0	0	
	16	Natural and artificial fertilizers	760	359	1,120	1,803	3,935	5,737	2,563	4,294	6,857
	Total		760	359	1,120	1,803	3,935	5,737	2,563	4,294	6,857
Chemical Products	17	Chemical products	22,870	1,520	24,390	4,116	1,151	5,266	26,986	2,671	29,656
		Total	22,870	1,520	24,390	4,116	1,151	5,266	26,986	2,671	29,656
Construction materials	5	Asphalt	111	3,976	4,087	0	0	0	111	3,976	4,087
	18	Cement and clinker	10,832	0	10,832	0	0	0	10,832	0	10,832
	20	Manufactured building materials	16,113	3,863	19,977	4,391	4,441	8,833	20,505	8,305	28,810
	Total	27,056	7,839	34,896	4,391	4,441	8,833	31,448	12,281	43,729	
Stock Breeding and Feeding Products	21	Cereals and their flours	7,930	59	7,989	1,369	0	1,369	9,299	59	9,358
	22	Soybean	0	0	0	0	0	0	0	0	0
	23	Fruits and vegetables	3,496	62	3,558	4,715	63	4,777	8,211	125	8,335
	24	Wines,drinks and spirits	69,437	1,573	71,010	68,234	0	68,234	137,671	1,573	139,244
	27	Tinned food	2,913	333	3,246	1,952	0	1,952	4,865	333	5,198
	28	Tobacco, cocoa, coffee and spices	843	102	945	1,064	0	1,064	1,907	102	2,009
	29	Oils and greases	6,690	220	6,910	1,011	0	1,011	7,702	220	7,921
	30	Other foods	21,237	408	21,644	194	0	194	21,431	408	21,838
	33	Chilled or frozen fish	60	70	130	0	0	0	60	70	130
37	Animal feed and fodder	32,229	9,522	41,752	1,721	0	1,721	33,950	9,522	43,473	
	Total	144,836	12,348	157,184	80,261	63	80,323	225,097	12,411	237,507	

Goods		Domestic			Foreign			Total			
		Loaded	Unloaded	Total	Loaded	Unloaded	Total	Loaded	Unloaded	Total	
Other goods	19	Wood and cork	723	49	772	1	234	235	724	283	1,008
	26	Paper and pulp	910	175	1,086	0	0	0	910	175	1,086
	31	Machinery, tools and spares	7,004	4,825	11,829	323	1	323	7,327	4,825	12,152
	34	Other goods	44,948	10,396	55,344	3,292	136	3,428	48,240	10,532	58,772
Total		53,586	15,445	69,032	3,616	371	3,987	57,202	15,816	73,018	
Vehicles and transport elements	32	Vehicles and their parts	2,944	92	3,036	77	77	154	3,021	169	3,190
	38	Ro-Ro traffic tare weights	0	0	0	0	0	0	0	0	0
	39	Containers tare	70,280	84,154	154,433	22,117	6,956	29,073	92,397	91,110	183,506
Total		73,224	84,245	157,469	22,194	7,033	29,227	95,418	91,278	186,696	
Total		364,402	136,155	500,557	127,197	29,329	156,526	491,599	165,484	657,083	

4.8 General summary of maritime traffic

4.8.1 General table no. 1

Item	Tons	
	Partial	Total
Liquid bulks	Oil products	15,044,467
	Natural gas	3,120,541
	Other liquid	4,490,150
	Total	22,655,157
Dry bulks		5,671,421
	Total	5,671,421
General cargo		1,459,115
	Total	1,459,115
Local traffic		130,358
	Total	130,358
Supplies	Oil products	136,491
	Rest	33,259
	Total	169,749
Fresh fish		162
	Total	162
Total	30,085,963	30,085,963

4.8.2 General table no. 2 (included in internal traffic, provisions and fresh fish)

Item	Tons
Goods loaded	11,080,961
Goods unloaded	19,005,002
Goods transhipped	0
Total	30,085,963

4.8.3 General table no. 3

Items		Tons partials	Tons total
Foreign trade	Import	Liquid bulks	13,054,045
		Solid bulks	3,491,346
		General cargo	137,696
		Total	16,683,087
	Export	Liquid bulks	4,148,069
		Solid bulks	1,587,482
		General cargo	187,535
		Total	5,923,086
	Total	22,606,174	
	Domestic trade	4,378,134	
Total	4,378,134		
Goods in transit	2,374,062		
Total	2,374,062		
Goods transhipment	0		
Total	0		
Equipments tares	427,324		
Total	427,324		
Fresh fish, supplies and local traffic	300,269		
Total	300,269		
Total	30,085,963		

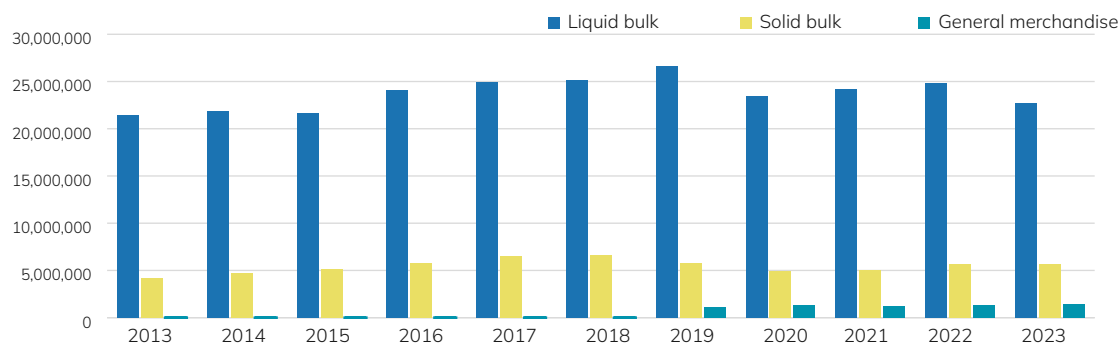
4.9 Land traffic

Transport system used for hinterland connections from or to port area	Loaded on vessel	Unloaded from vessel	Total
Railway	106,557	242,148	348,705
Road	2,742,153	3,904,406	6,646,559
Pipe	6,846,468	13,555,931	20,402,399
Other	0	0	0
Without land transport	1,152,597	1,235,433	2,388,030
Total freight by transport	10,847,776	18,937,918	29,785,694
Fresh Fish, Supplies & Local Traffic	233,185	67,085	300,269
Total	11,080,961	19,002,024	30,085,963

4.10 Graphs and historical series

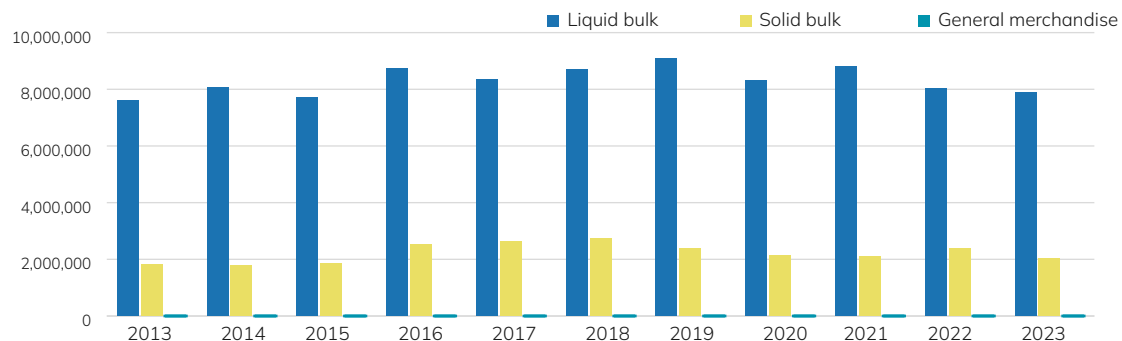
4.10.1 Freight traffic (Tonnes)

Item	2013	2014	2015	2016	2017	2018	2019	2020	2021	2022	2023
Liquid bulk	21,488,718	21,863,372	21,598,676	24,136,062	24,904,547	25,119,931	26,675,733	23,486,206	24,181,628	24,871,239	22,655,157
Solid bulk	4,145,909	4,662,814	5,137,350	5,759,383	6,487,378	6,662,399	5,755,664	4,886,834	5,029,739	5,711,606	5,671,421
General merchandise	734,876	719,894	480,024	485,784	785,447	984,754	1,145,359	1,299,903	1,190,359	1,296,694	1,459,115
Total	26,369,503	27,246,080	27,216,051	30,381,229	32,177,372	32,767,084	33,576,756	29,672,943	30,401,726	31,879,539	29,785,693
Fishing	2,257	2,374	2,294	2,032	2,010	1,903	208	162	178	172	162
Supplies	128,526	140,882	140,844	142,844	147,574	184,903	216,606	156,752	210,753	179,212	169,749
Internal traffic	7,000	54,503	16,246	31,067	5,616	12,974	20,156	89,363	73,337	86,740	130,358
Total port traffic	26,507,286	27,443,839	27,375,435	30,557,172	32,332,572	32,966,864	33,813,726	29,919,220	30,685,994	32,145,663	30,085,963



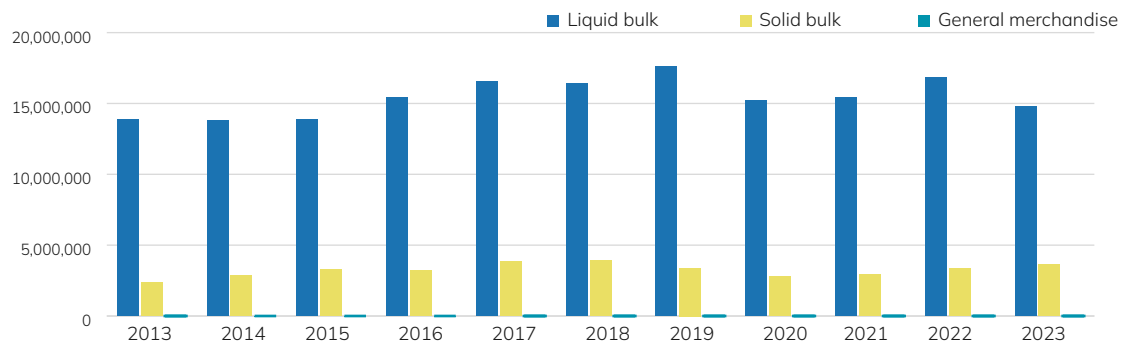
4.10.2 Loading of freight (Tonnes)

Item	2013	2014	2015	2016	2017	2018	2019	2020	2021	2022	2023
Liquid bulk	7,589,102	8,080,096	7,707,708	8,716,688	8,343,044	8,711,537	9,071,493	8,302,516	8,794,547	8,032,983	7,886,850
Solid bulk	1,802,150	1,788,374	1,862,907	2,520,384	2,630,859	2,727,449	2,368,016	2,129,739	2,084,791	2,386,626	2,013,490
General merchandise	394,193	635,940	402,904	411,272	617,926	796,030	910,027	946,140	875,845	884,106	947,436
Total	9,985,445	10,504,410	9,973,520	11,648,345	11,591,829	12,235,016	12,349,536	11,378,395	11,755,183	11,303,715	10,847,776



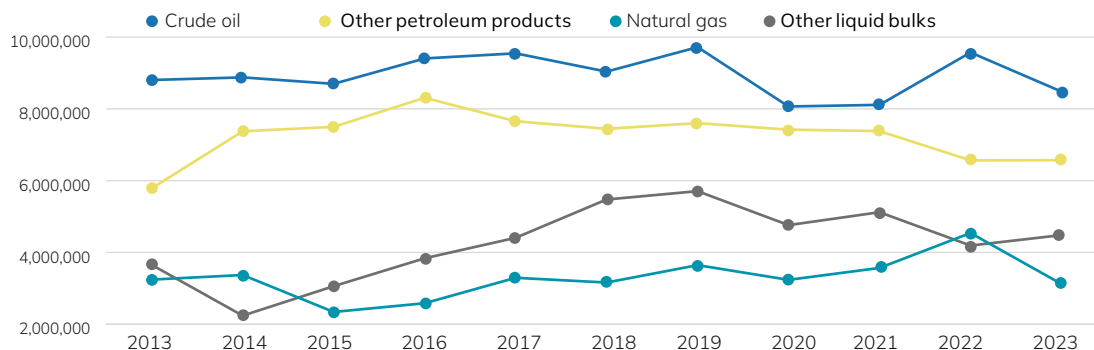
4.10.3 Unloading of freight (Tonnes)

Item	2013	2014	2015	2016	2017	2018	2019	2020	2021	2022	2023
Liquid bulk	13,899,616	13,783,276	13,890,968	15,419,374	16,558,448	16,408,394	17,604,240	15,183,691	15,387,081	16,838,257	14,768,308
Solid bulk	2,343,760	2,874,440	3,274,443	3,238,999	3,856,519	3,934,950	3,387,648	2,757,094	2,944,948	3,324,980	3,657,931
General merchandise	140,683	83,953	77,120	74,511	167,521	188,724	235,332	353,762	314,514	412,588	511,679
Total	16,384,058	16,741,670	17,242,531	18,732,884	20,582,488	20,532,067	21,227,220	18,294,547	18,646,543	20,575,825	18,937,917



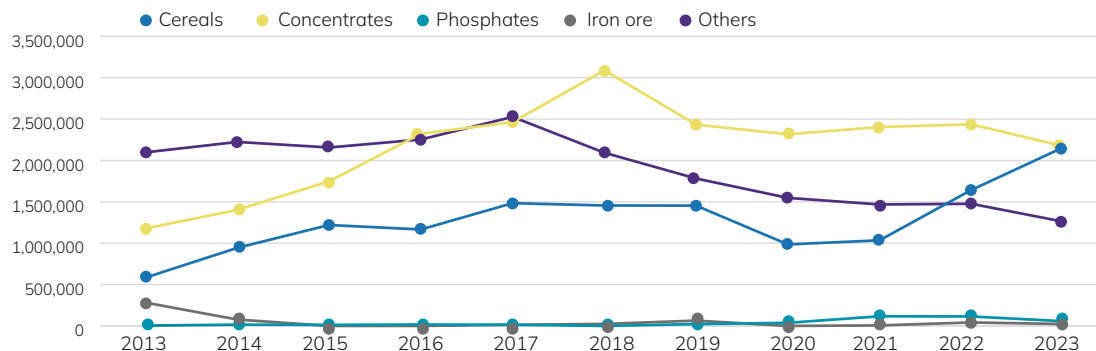
4.10.4 Liquid bulk (Tonnes)

Item	2013	2014	2015	2016	2017	2018	2019	2020	2021	2022	2023
Crude oil	8,804,254	8,876,905	8,697,291	9,404,839	9,546,506	9,037,649	9,719,012	8,066,009	8,111,689	9,571,061	8,480,711
Other petroleum products	5,786,403	7,374,881	7,498,643	8,308,769	7,655,353	7,445,026	7,602,519	7,422,112	7,379,968	6,565,878	6,569,944
Natural gas	3,243,803	3,371,844	2,342,717	2,584,973	3,294,070	3,162,051	3,646,593	3,236,807	3,569,190	4,541,828	3,120,835
Other liquid bulks	3,654,257	2,239,741	3,060,025	3,837,481	4,408,620	5,475,204	5,707,609	4,761,278	5,120,781	4,192,472	4,483,667
Total	21,488,718	21,863,372	21,598,676	24,136,062	24,904,547	25,119,930	26,675,733	23,486,206	24,181,628	24,871,239	22,655,157



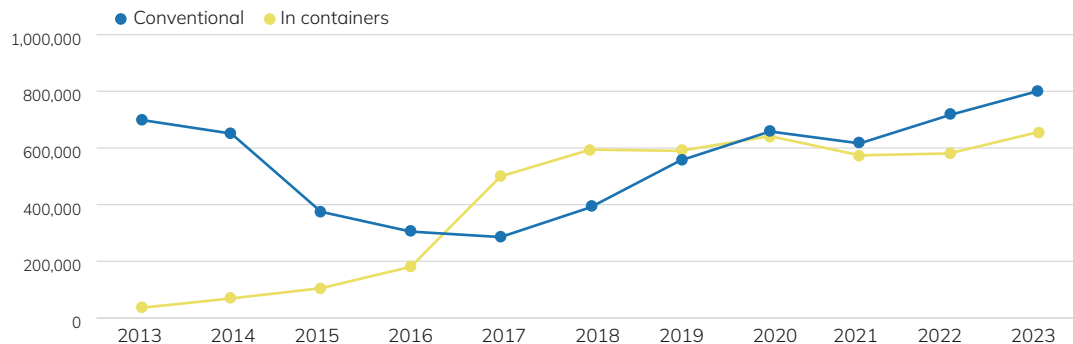
4.10.5 Solid bulk (Tonnes)

Item	2013	2014	2015	2016	2017	2018	2019	2020	2021	2022	2023
Cereals	584,073	944,029	1,219,839	1,165,837	1,483,717	1,455,740	1,454,037	985,275	1,034,791	1,642,978	2,156,946
Concentrates	1,178,079	1,402,186	1,748,276	2,322,910	2,462,704	3,089,368	2,432,608	2,316,548	2,403,872	2,435,981	2,173,450
Phosphates	4,447	15,853	12,572	17,098	14,285	0	22,820	37,276	116,639	114,330	57,134
Iron ore	281,464	77,009	0	0	13,490	23,925	64,407	0	6,470	41,908	23,148
Others	2,097,846	2,223,737	2,156,663	2,253,538	2,526,672	2,093,366	1,781,792	1,547,735	1,467,967	1,476,408	1,260,743
Total	4,145,909	4,662,814	5,137,350	5,759,383	6,487,378	6,662,399	5,755,664	4,886,834	5,029,739	5,711,605	5,671,421



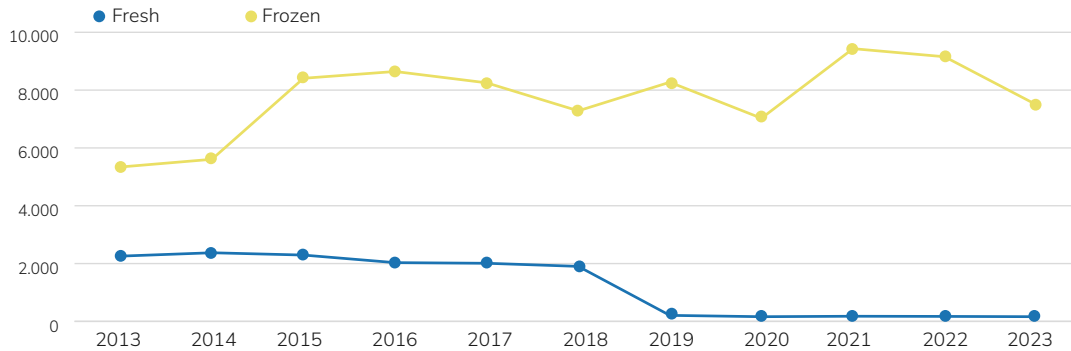
4.10.6 General freight (Tonnes)

Item	2013	2014	2015	2016	2017	2018	2019	2020	2021	2022	2023
General freight	698,824	650,827	374,840	304,911	285,627	390,541	555,580	658,209	616,246	716,030	802,032
Conventional	698,824	650,827	374,840	304,911	285,627	390,541	555,580	658,209	616,246	716,030	802,032
In containers	36,052	69,067	105,184	180,873	499,820	594,212	589,779	641,694	574,113	580,665	657,083
Total	734,876	719,894	480,024	485,784	785,447	984,753	1,145,359	1,299,903	1,190,359	1,296,695	1,459,115



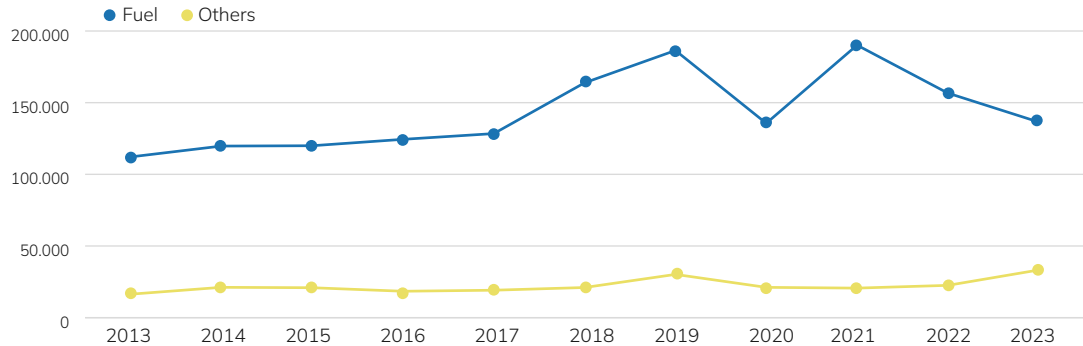
4.10.7 Fishing (Tonnes)

Item	2013	2014	2015	2016	2017	2018	2019	2020	2021	2022	2023
Fresh	2,257	2,374	2,294	2,032	2,010	1,903	208	162	178	172	162
Frozen	5,340	5,607	8,409	8,644	8,252	7,283	8,273	7,027	9,434	9,154	7,497
Total	7,597	7,981	10,703	10,676	10,262	9,186	8,481	7,189	9,612	9,326	7,659



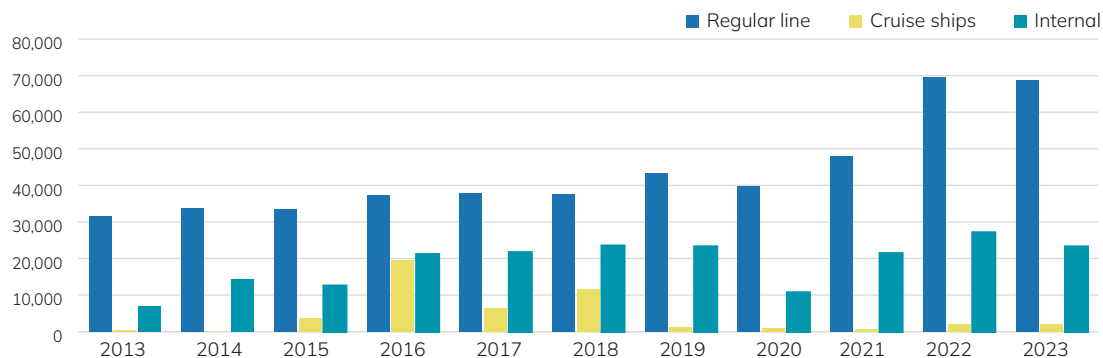
4.10.8 Supplies (Tonnes)

Item		2013	2014	2015	2016	2017	2018	2019	2020	2021	2022	2023
Supplies	Fuel	112,156	119,722	119,958	124,420	128,427	163,869	186,428	135,613	190,134	156,675	136,491
	Others	16,370	21,160	20,886	18,424	19,147	21,034	30,178	21,139	20,618	22,537	33,259
	Total	128,526	140,882	140,844	142,844	147,574	184,903	216,606	156,752	210,752	179,212	169,750



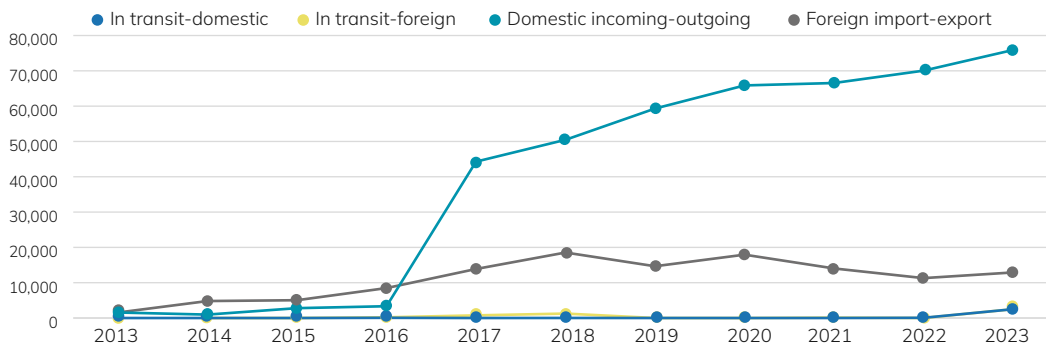
4.10.9 Passengers

Items	2013	2014	2015	2016	2017	2018	2019	2020	2021	2022	2023
Regular line	31,512	33,635	33,460	37,287	37,758	37,505	43,244	39,911	48,108	69,665	68,831
Cruise ships	294	0	3,730	19,573	6,359	11,533	1,357	934	584	1,956	2,024
Internal	6,904	14,327	12,507	21,116	21,647	23,445	23,226	10,655	21,383	27,068	23,214
Total	38,710	47,962	49,697	77,976	65,764	72,483	67,827	51,500	70,075	98,689	94,069



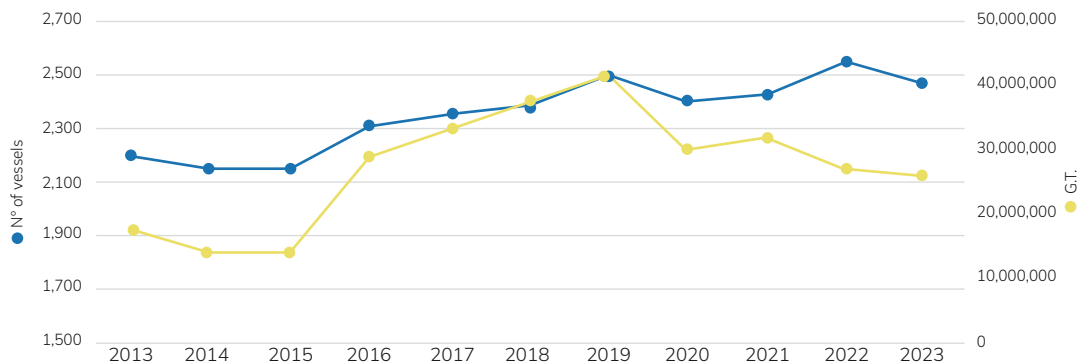
4.10.10 Containers

Item	2013	2014	2015	2016	2017	2018	2019	2020	2021	2022	2023
In transit-domestic	-	-	-	56	-	16	4	0	6	60	2,492
In transit-foreign	-	-	-	198	750	1,256	4	0	112	4	2,509
Domestic incoming-outgoing	1,561	967	2,792	3,342	44,283	50,470	59,317	65,863	66,551	70,046	75,897
Foreign import-export	1,555	4,807	5,042	8,480	13,883	18,546	14,661	17,939	14,038	11,297	12,905
Total	3,116	5,774	7,834	11,822	58,916	70,288	73,986	83,802	80,707	81,407	93,803



4.10.11 Vessels

Item	2013	2014	2015	2016	2017	2018	2019	2020	2021	2022	2023
G.T.	28,912,000	27,046,208	27,016,518	33,453,338	35,441,146	36,843,807	41,533,238	37,516,958	38,521,089	43,390,353	40,292,269
N.º of vessels	1,919	1,834	1,839	2,191	2,291	2,396	2,491	2,216	2,265	2,153	2,112



4.10.12 Historical evolution of traffic

	Loading	Unloading	Total
1906	2,317,818	228,816	2,546,634
1907	2,540,138	238,483	2,778,621
1908	2,579,431	299,646	2,879,077
1909	2,422,416	305,898	2,728,314
1910	2,604,468	324,046	2,928,514
1911	3,127,562	358,078	3,485,640
1912	3,214,333	365,440	3,579,773
1913	3,112,345	360,302	3,472,647
1914	2,689,974	347,255	3,037,229
1915	2,243,399	288,981	2,532,380
1916	2,736,190	339,391	3,075,581
1917	2,161,366	322,696	2,484,062
1918	1,226,633	186,283	1,412,916
1919	905,838	196,598	1,102,436
1920	1,661,569	205,940	1,867,509
1921	1,491,916	231,097	1,723,013
1922	2,088,024	241,587	2,329,611
1923	1,913,412	244,686	2,158,098
1924	2,320,751	258,431	2,579,182
1925	2,284,578	292,530	2,577,108
1926	2,233,315	233,280	2,466,595

	Loading	Unloading	Total
1927	2,478,612	296,847	2,775,459
1928	2,929,038	272,059	3,201,097
1929	3,164,120	312,712	3,476,832
1930	3,040,881	318,193	3,359,074
1931	2,010,641	218,538	2,229,179
1932	1,839,245	149,396	1,988,641
1933	2,044,807	199,677	2,244,484
1934	2,170,497	199,446	2,369,943
1935	2,158,109	202,067	2,360,176
1936	1,917,566	140,689	2,058,255
1937	2,341,329	178,667	2,519,996
1938	2,260,050	179,883	2,439,933
1939	1,613,395	208,547	1,821,942
1940	1,023,501	204,727	1,228,228
1941	612,176	274,093	886,269
1942	546,170	255,485	801,655
1943	502,918	268,934	771,852
1944	515,891	292,484	808,375
1945	742,914	217,251	960,165
1946	854,203	168,155	1,022,358
1947	1,199,734	182,613	1,382,347

	Loading	Unloading	Total
1948	1,387,537	235,229	1,622,766
1949	1,399,470	224,003	1,623,473
1950	1,548,042	215,926	1,763,968
1951	1,981,404	212,315	2,193,719
1952	2,090,472	286,763	2,377,235
1953	1,624,546	283,965	1,908,511
1954	2,019,934	310,106	2,330,040
1955	2,107,994	300,851	2,408,845
1956	2,168,188	310,483	2,478,671
1957	2,258,189	325,679	2,583,868
1958	2,050,801	751,819	2,802,620
1959	2,238,953	844,054	3,083,007
1960	2,735,354	2,719,570	5,454,924
1961	2,527,281	2,400,797	4,928,078
1962	2,191,918	511,020	2,702,938
1963	2,044,534	520,465	2,564,999
1964	2,352,655	722,869	3,075,524
1965	2,404,309	863,231	3,267,540
1966	2,218,644	628,353	2,846,997
1967	2,821,195	1,835,639	4,656,834
1968	4,112,876	2,512,845	6,625,721

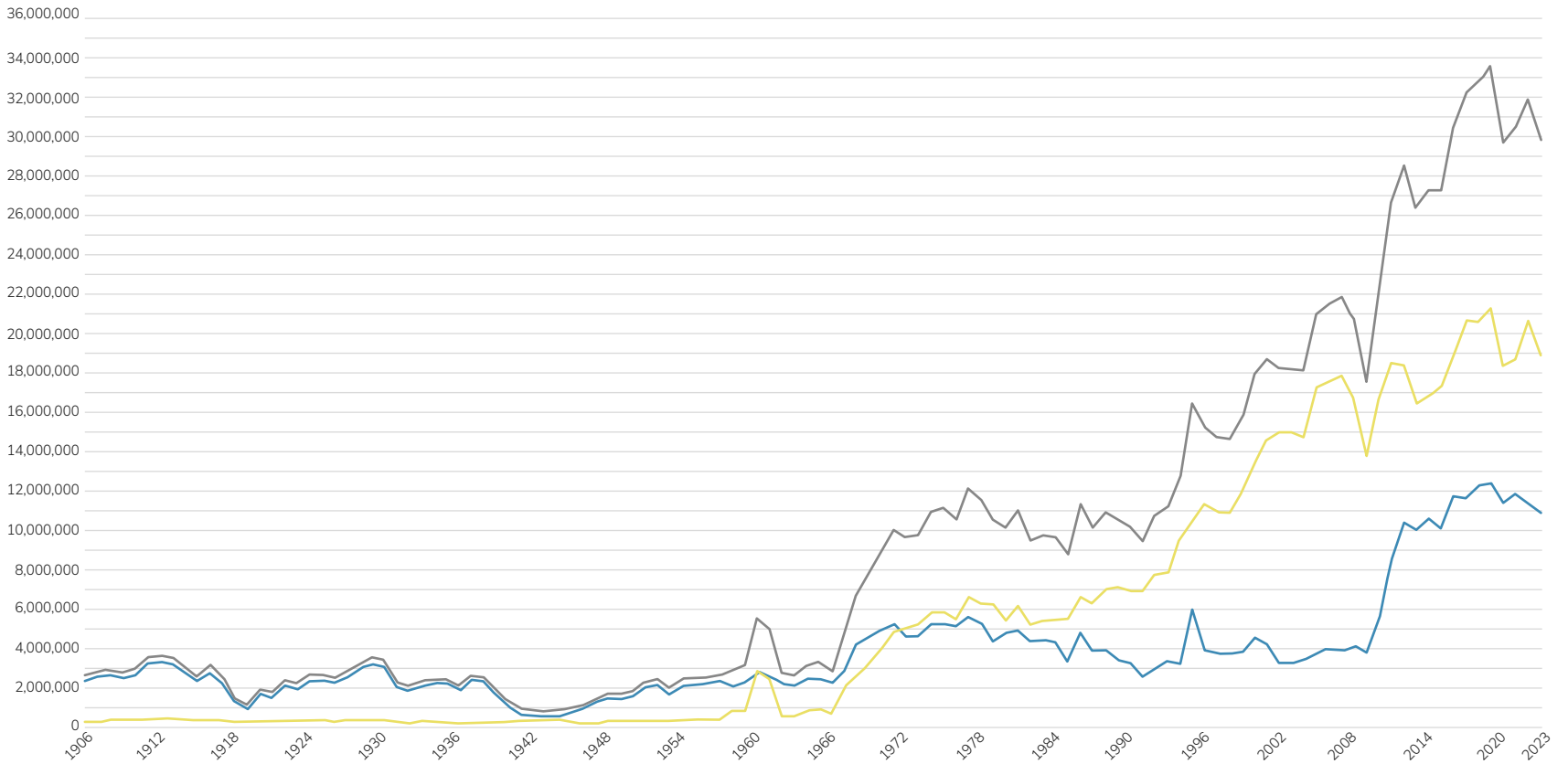
	Loading	Unloading	Total
1969	4,515,724	3,150,418	7,666,142
1970	4,919,684	3,947,269	8,866,953
1971	5,172,064	4,793,535	9,965,599
1972	4,587,721	5,008,209	9,595,930
1973	4,548,356	5,170,413	9,718,769
1974	5,163,782	5,754,096	10,917,878
1975	5,261,941	5,810,699	11,072,640
1976	5,115,254	5,431,747	10,547,001
1977	5,534,398	6,522,532	12,056,930
1978	5,231,982	6,254,944	11,486,926
1979	4,290,474	6,194,809	10,485,283
1980	4,694,607	5,383,289	10,077,896
1981	4,826,602	6,111,955	10,938,557
1982	4,295,594	5,164,488	9,460,082
1983	4,338,156	5,348,147	9,686,303
1984	4,241,004	5,362,388	9,603,392
1985	3,292,534	5,458,477	8,751,011
1986	4,687,984	6,532,923	11,220,907
1987	3,865,666	6,240,025	10,105,691
1988	3,949,018	6,912,239	10,861,257
1989	3,437,320	7,043,239	10,480,559

	Loading	Unloading	Total
1990	3,198,549	6,905,616	10,104,165
1991	2,539,749	6,867,302	9,407,051
1992	2,966,581	7,702,971	10,669,552
1993	3,327,083	7,808,627	11,135,710
1994	3,139,876	9,518,760	12,658,636
1995	5,949,307	10,414,518	16,363,825
1996	3,846,330	11,307,771	15,154,101
1997	3,745,083	10,940,902	14,685,985
1998	3,674,992	10,862,341	14,537,333
1999	3,776,835	11,915,914	15,692,749
2000	4,488,413	13,382,100	17,870,513
2001	4,151,251	14,512,151	18,663,402
2002	3,244,488	14,926,214	18,170,702
2003	3,176,563	14,913,309	18,089,872
2004	3,386,398	14,686,969	18,073,367
2005	3,703,464	17,201,416	20,904,880
2006	3,941,040	17,518,867	21,459,907

	Loading	Unloading	Total
2007	3,905,114	17,873,885	21,778,999
2008	3,983,872	16,633,412	20,617,284
2009	3,782,023	13,743,511	17,525,534
2010	5,384,347	16,644,509	22,028,856
2011	8,129,653	18,457,860	26,587,513
2012	10,200,850	18,305,454	28,506,304
2013	9,985,445	16,384,058	26,369,503
2014	10,504,410	16,741,670	27,246,080
2015	9,973,520	17,242,531	27,216,051
2016	11,648,345	18,732,884	30,381,229
2017	11,591,829	20,582,488	32,174,317
2018	12,235,016	20,532,067	32,767,083
2019	12,349,536	21,227,220	33,576,756
2020	11,378,395	18,294,547	29,672,942
2021	11,755,183	18,646,543	30,401,726
2022	11,303,715	20,575,825	31,879,539
2023	10,847,776	18,937,917	29,785,693

Evolution of traffic (Tonnes)

— Loading — Unloading — Total



05 USE OF THE PORT

5.1 Use of quays

Quay or berth		Loading	Unloading	Transit	Local traffic	Total
H-0010-Levante comercial	General freight	1,106	2,855			3,962
	General freight	0				0
H-0015-Oil Tankers	Liquids bulk	3,978,436	252,533		23,232	4,254,201
	General freight	40,514				40,514
H-0020-Ores	Solids bulk	56,009	1,060,332	2,550		1,118,891
	Liquids bulk	2,988				2,988
H-0025-Ingeniero Juan Gonzalo	General freight	32,661	76,199	9,194		118,054
	Solids bulk	637,724	1,726,019	29,300		2,393,044
	Liquids bulk	47,809				47,809
H-0027-Ciudad de Palos	General freight	16,006	40,173			56,179
	Solids bulk	316,030	772,042	21,050		1,109,122
	Liquids bulk	5,300				5,300
H-0033-Impala Terminals	Solids bulk	880,542		169,743		1,050,285
H-0057-Atlantic Copper Sur TNP-1	Liquids bulk	603,849				603,849

Quay or berth		Loading	Unloading	Transit	Local traffic	Total
H-0060-South Quay	General freight	816,664	352,316	68,622	222	1,237,824
	Solids bulk	470				470
H-0062-Enagás Jetty	Liquids bulk	72,698	3,047,843			3,120,541
H-0065-Phosphoric Acid Jetty	Liquids bulk		11,017			11,017
H-0070-Fertilizers Jetty	Liquids bulk	85,187				85,187
H-0075-Atlantic Copper TNP-2	Liquids bulk	136,320				136,320
H-0085-Fertinagro Jetty - South	Liquids bulk		176,389			176,389
H-0090-Reina Sofía	Liquids bulk	1,515,089	1,024,025		65,001	2,604,115
H-0092-Decal Jetty	General freight	3,015	25,240	17,940		46,195
	Solids bulk		28,964			28,964
	Liquids bulk	475,747	674,217	1,991,949	41,903	3,183,815
H-0095-Crude oil single buoy	Liquids bulk		8,478,594			8,478,594
Total		9,724,162	17,748,759	2,310,348	130,358	29,913,627

5.2 Docks

Number of vessels docked	1,398
G.T. of vessels docked	25,519,617
G.T. per days docked	47,609,849

5.3 Anchoring

Number of vessels anchored	13
G.T. of vessels anchored	943,496
G.T. per days of vessels anchored	1,217,037

5.4 Berths

Number of vessels berthed	2,278
Linear metres of berthing (sum of lengths)	328,057
Linear metres per days berthed	626,271

5.5 Surface occupation (no data)

Areas	Uncovered (m ² /day)	Covered and open (m ² /day)	Closed (m ² /day)	Total (m ² /day)
Docks area	-	-	-	-
Other areas	-	-	-	-
Total	-	-	-	-

5.6 Ground mechanical means (no data)

5.6.1 Cranes

Crane type	With hook		With clamshell bucket		Total	
	Hours	Tonnes	Hours	Tonnes	Hours	Tonnes
Service cranes						
Up to 6 tonnes	-	-	-	-	-	-
Between 7 and 12 tonnes	-	-	-	-	-	-
Between 13 and 16 tonnes	-	-	-	-	-	-
Over 16 tonnes	-	-	-	-	-	-
Total service cranes	-	-	-	-	-	-
Private cranes						
Up to 6 tonnes	-	-	-	-	-	-
Between 7 and 12 tonnes	-	-	-	-	-	-
Between 13 and 16 tonnes	-	-	-	-	-	-
Over 16 tonnes	-	-	-	-	-	-
Total private cranes	-	-	-	-	-	-

5.6.2 Special installations (mobile cranes)

Installation and owner	Hours	Tonnes
Gottwald HMK 330 Servimad mobile crane - Ingeniero Juan Gonzalo Quay	822.00	536,923
Gottwald HMK 360 Ership mobile crane - Ingeniero Juan Gonzalo Quay	889.34	495,361
Gottwald GHMK 6507B Ership mobile crane - Ingeniero Juan Gonzalo Quay	1,264.67	704,421
Gottwald HMK 6407B Ership mobile crane - Ingeniero Juan Gonzalo Quay	1,169.00	651,130
Liebherr LHM 400 Algeposa mobile crane - Ingeniero Juan Gonzalo Quay	694.00	328,956
Liebherr LHM 500 Algeposa mobile crane - Ingeniero Juan Gonzalo Quay	1,520.00	720,480
Liebherr LHM 600 Algeposa mobile crane - Ingeniero Juan Gonzalo Quay	1,658.00	785,892
Liebher LHM 400 Berge mobile crane - Ingeniero Juan Gonzalo Quay	525.00	258,825
Liebher LHM 400 Berge mobile crane - Ingeniero Juan Gonzalo Quay	359.00	176,987
Liebher LHM 500 Berge mobile crane - Ingeniero Juan Gonzalo Quay	1,370.00	1,730,092
Total	10,271.01	6,389,067.00

5.7 Fork lifts

N.º of hours	5,326
--------------	-------

5.9 Loaders

N.º of hours	27,972
--------------	--------

5.11 Wagons

Net Tonnes Towed-Pushed	531,105
-------------------------	---------

5.14 Floating cranes

Not applicable.

5.8 Conveyor belts

N.º of hours	721
--------------	-----

5.10 Manoeuvring traction

Nº of circulations RFAPH	1,516
--------------------------	-------

5.13 Weighbridges

	Ingeniero Juan Gonzalo Quay Weighbridge	South Quay Weighbridge	FF.CC. Weighbridge
Total tares	15,280	281	-
Total gross	49,737	281	-

5.15 Tugs

Nº. of services	Nº. of hours
2,457	5,513.5

5.16 Slipways*

Nº. of slipways	Tonnes pulled up slipways**
2	790

* The only existing slipways are in the shipyards.

** Sum of the GT of the vessels.



6.1 Investments in progress or finished in 2023

Investments in progress or finished in 2023

Code	Name of work	Approved budget (euros)	Initially approved amount (euros)	Approved in year (euros)	Situation
a) In new work projects					
HU1A1004 (SPIN HU00147)	Upgrading of the navigation channel to new traffic	366,353.00	344,196.59	95,971.76	In progress
HU1A3004 (SPIN HU00012)	North expansion of the South Wharf	42,128,173.68	42,128,173.68	7,610,926.89	Finished
HU1E1005 (SPIN HU00076)	Widening the access road to the South Wharf	8,441,941.13	7,074,711.00	1,367,230.13	Finished
HU1E9003 (SPIN HU00093)	New Single Access to the Outer Port	3,019,200.87	1,464,460.61	1,464,460.61	In progress
HU1A3010 (SPIN HU00018)	New ro-ro platform on the South Wharf at the Port of Huelva	19,474,690.12	11,372,787.72	8,894,931.53	In progress
HU1B2003 (SPIN HU00027)	Pavement expansion and electrical power of the Mineral Dock	2,784,261.65	1,197,240.56	1,197,240.56	In progress
HU1B4006 (SPIN HU00051)	Majarabique terminal authorization of 550 trains	1,157,200.00	801,399.15	801,399.15	In progress
HU1E2007 (SPIN HU00093)	Development of new features of the rail safety facilities at the Port of Huelva (Phase 2 WP 4.2) (MRR)	2,722,020.71	1,159,288.90	610,279.47	In progress
HU1E2009 (SPIN HU00088)	H.V. Remodelling of the 2S2 access road to the South Wharf rail terminal (MRR)	3,026,400.00	1,476,932.30	1,476,932.30	In progress

Code	Name of work	Approved budget (euros)	Initially approved amount (euros)	Approved in year (euros)	Situation
HU1E2011 (SPIN HU00090)	A.T. drafting project "South Pier Terminal Expansion"	87,540.00	87,540.00	87,540.00	Finished
HU1E9004 (SPIN HU00094)	New link between the N-442 and the single access to the outer port	2,372,229.25	1,150,647.62	1,150,647.62	In progress
HU1H9012 (SPIN HU00140)	Installing CCTV cameras for port operations at the Port of Huelva	780,995.74	773,661.33	763,451.38	Finished
HU1B3007 (SPIN HU00040)	Connection of the South Pier sanitation to the basic network	2,404,782.53	1,440,689.13	1,440,689.13	In progress
HU1D9001 (SPIN HU00068)	Energy efficiency plan	432,289.48	432,289.48	9,295.00	Finished
HU1H2002 (SPIN HU00119)	Soil characterisation	900,000.00	210,878.50	43,530.99	In progress
HU1H9010	Digitization of port processes	4,370,846.42	3,560,036.03	771,007.70	In progress
HU1I1003	Network and cybersecurity infrastructures	471,755.92	471,755.92	43,380.90	In progress
	Infrastructure sensorization and digitalisation	2,620,476.39	1,053,700.55	582,431.30	In progress
HU1I9001	Adaptation of technologies to the port environment	14,840.10	7,420.05	7,420.05	In progress
	RAPID Project	104,303.24	48,087.76	48,087.76	In progress
HU1G5005	Computer equipment	9,029.82	9,029.82	9,029.82	Finished
HU1E9001	Measures to improve accessibility	38,750.00	19,375.00	19,375.00	In progress
HU1B4009	Comercialization of the Levante Wharf (O.T.G.)	425,000.00	85,000.00	0.00	In progress
HU1B4009	Upgrading of the Levante Wharf	579,817.75	433,618.28	304,122.41	In progress
HU1H1005	Refurbishing to guarantee the structural stability of the Tharsis wharf	5,820,142.86	2,789,528.76	1,827,564.38	In progress
HU1G2001	Technical assistance	599,678.30	599,678.30	599,678.30	Finished
HU1H9001	Other investments	1,513,227.58	1,513,227.58	1,513,227.58	Finished

Code	Name of work	Approved budget (euros)	Initially approved amount (euros)	Approved in year (euros)	Situation
HU1I1002	Applications and right of use	9,748.00	9,748.00	9,748.00	Finished
HU1G4002	Settlement	160,910.36	160,910.36	160,910.36	Finished
HU1H3001	2% cultural	50,408.61	50,408.61	50,408.61	Finished
Sum a)				32,960,918.69	
b) In conservation projects					
	Draft maintenance dredging in inland waters of the Port of Huelva	9,469,981.77	9,303,458.38	0.00	Finished
Sum b)				0.00	

Resume	
a) Investments in new work projects	32,960,918.69
b) Investments in conservation projects	0.00
Total	32,960,918.69

6.2 Description of the most important investments

In 2023, the Port Authority of Huelva invested 32.96 million euros to adapt its infrastructure to meet existing needs.

This year, the following major actions have been completed:

1. North extension of the South Quay.
2. Installation of video surveillance cameras for port operations in the Port of Huelva.
3. Remodelling works in the area surrounding the Monument to the Discovering Faith.

The following is a brief description of these works:

1. North Extension of the South Quay

The works consisted of extending the current South Quay of the Port of Huelva by 526 m in length. The structure is a screen pier with a main pier anchored to an anchor pier on the rear side. Both screens are made of sheet piling.

The project envisaged two different draft zones, one with a 10 m draft (southern half) and the other with a 6 m draft (northern half). However, the quay's design allows the depth to be adapted to the future needs of the Port Authority of Huelva up to a maximum depth of 17 metres.

The crowning level of the quay is +6.50 m (approximately, since the road surface has drainage slopes). The cantilever beam and the rear rail beam of the container crane are made of reinforced concrete and act as tie beams for the sheet pile screens.

Moreover, an area with a width of 40.75 m including the cantilever beam and the rail beams has been paved with HP-40 reinforced concrete with a thickness of 0.28 m, executed on a quarry run esplanade and a layer of artificial

gravel. From this point onwards, the finishing is provisional with a 1.25 m-thick layer of quarried material.

2. Installation of video surveillance cameras for port operations in the Port of Huelva

The Port of Huelva, thanks to the significant growth in the movement of goods and the diversity of its traffic, has become a leading industrial logistics node in the Peninsula and is currently the leading industrial enclave in Andalusia, second in Spain and, more importantly, the economic engine of Huelva and its surroundings. Thus, this project is especially significant due to the need to achieve the level of protection and security of port operations and maritime traffic.

The maritime traffic operating in the Port of Huelva is constantly growing, with vessels of various types (large gas and oil tankers, bulk carriers, cruise ships, containers, recreational craft, etc.) accessing the Port along a line of moorings more than 15 kilometres long, with entry/exit from the open sea through the Padre Santo Channel.

Despite the Port of Huelva having specific modern systems to control and manage maritime traffic through the Channel, it was necessary to add new video surveillance systems equipped with smart video analytics that allow all port operations taking place in real time and in any situation (day, night, rain, fog, etc.) to be visualised, enabling greater control of traffic flows.

To this end, a video surveillance network has been set up on the right bank of the estuary, along the entire road to the Juan Carlos I dock and its surroundings, with cameras positioned such that they provide continuous coverage of images of ships or vessels along their entire route, whether in the anchorage area or the inner harbour itself.

3. Remodelling work on the area around the Monument to the Discovering Faith

Having completed the refurbishment work on the Monument to the Discovering Faith in the summer of 2020, the project to remodel the area surrounding the Columbus Monument, the space around the symbolic cubist figure located at the Punta del Sebo, has been executed,

adding value to the entire area of the confluence between the rivers Tinto and Odiel.

The remodelling has led to the creation of a new multifunctional site for activities in the area of the promenade before the monument. The existing pedestrian area has been expanded up to the monument and its square. The entire area has also been equipped with new urban furniture similar to the Paseo de la Ría and Avenida Francisco Montenegro, as well as LED lighting, beacons and signage. The project executed in this area has sought to humanise and environmentally transform pedestrians' arrival, eliminating road traffic and connecting the marshland to the landscaped area, generating a multifunctional public space that is an attraction and encourages pedestrian traffic between the city and Punta del Sebo, passing through the Río Tinto Quay, the Paseo de la Ría, Avenida Francisco Montenegro and the various pedestrian paths. The last sector of action has been the Punta del Sebo promenade, which seeks to recover the historic eucalyptus promenade. As part of the Port of Huelva's sustainability strategy, a more sustainable irrigation system has also been installed, which will allow the green areas to be irrigated with raw water.

Other actions that began in previous years and which are **still being executed** are:

1. Partial demolition of the fish market and the exporters' warehouses.
2. Refurbishment to guarantee the stability and structural safety of the Compañía Española de Minas de Tharsis loading bay.
3. New Ro-Ro platform at the South Quay of the Port of Huelva.
4. Connection works for the South Quay Drainage.

The following is a brief description of these actions:

1. Partial demolition of the fish market and the exporters' warehouses

In recent years, the Port Authority of Huelva has been making an important effort to integrate the Port and the city. Within this area, the comprehensive remodelling of the Levante Quay is planned. To this end, a number of actions are being carried out, including the partial demolition of the fish market and the exporters' premises, the construction of the new fish market and new warehouses for fish and seafood exporters.

Both the new fish market and the new exporters' warehouses have already been completed, so the purpose of this action is the demolition of what remains, consisting of the partial demolition of the old fish market and the exporters' premises that still need to be demolished, to be able to continue with the complete remodelling of the quay.

2. Refurbishment to ensure the stability and structural safety of the Compañía Española de Minas de Tharsis Loading Dock

The loading dock of the Compañía Española de Minas de Tharsis is an important symbolic element for the city of Huelva, due to its important role in the economic and social development of the area and its link to its recent history. It is a symbol of identity which the citizens are calling to be restored.

The works involve a series of actions required to guarantee the stability and structural safety of the Loading Dock, as the general state of deterioration of the structure of the dock is currently very advanced.

3. New Ro-Ro Platform at the South Quay of the Port of Huelva

A large part of the loading and unloading operations at the South Quay are performed by rolling means using gangways located at the stern of the ships. At present, the quay has a ramp for Ro-Ro vessels 200 m from the southern end, with capacity for 2 vessels, which allows the operation of vessels around 175 m long and 27 m wide.

Due to the recent increase in this type of traffic, following the implementation of a new regular line with the Canary Islands, and given the forecasts for growth and the addition of new regular ro-ro lines with North Africa, it is necessary to improve the quay's operation by building a new Ro-Ro ramp at the southern end of the quay, which is compatible with the current ramp, so that up to four Ro-Ro vessels can operate simultaneously in the future.

4. Connection works for the South Quay drainage system

Currently, the South Quay has a sewage system using accumulation in tanks, which is insufficient in the medium term to house the facilities being developed there, such as the Multifunctional Building and the new Rearrangement of Accesses to the South Quay, which houses several buildings. There are several decanting wells where wastewater is discharged, which are emptied periodically, and which are not connected to the Basic Network.

Therefore, this action will develop a sewage collection system that connects the south quay with the Basic Network, specifically at the Villafría pumping station, whence it is pumped to the treatment plant.

This action is financed with funds from the Recovery and Resilience Mechanism (RRM).

Moreover, the following actions were initiated:

1. New single access to the Outer Harbour.
2. Enlargement of the paving and electrical power at the Minerals Quay.
3. Works on the construction project to allow the operation of 550 m-long trains in the Majorabique complex.
4. Rehabilitation of track 2S2.
5. Enlargement of the car park at Punta del Sebo.
6. Refurbishment of Casa del Vigía.

1. New single access to the Outer Harbour

The works included in this project involve building an access to the Outer Harbour from the existing oval roundabout-type level intersection of the N-442 with the H-624 to Palos de la Frontera and the installation of a new, modern access control system. The planned layout will be adaptable to the new future layout of the N-442 proposed by the Ministry of Development. It includes a road with a different level crossing to avoid the current railway running parallel to the boundary of the Port Authority's public domain.

2. Enlargement of paving and electrical power at the Minerals Wharf

The works consist of paving the Minerals Wharf to enlarge the operational surface area of exploitation that is currently unpathed; to execute a new drainage network that empties into the collectors connecting to the recently-executed retention tank, as well as medium voltage lines to supply the new transformation centre and low voltage installation, to comply with the Innovation Plan for Transport and Infrastructure 2017-20250 of the Ministry of Transport, Mobility and Urban Agenda.

3. Construction project works to enable the operation of 550-metre-long trains in the Majorabique complex

The Majorabique Intermodal Terminal is a Logistics Platform that is fully integrated with the South Quay terminal of the Port of Huelva, whose development and specialisation is a priority for the APH due to its location and characteristics.

In response to the need to improve this intermodal platform, the aim is to design the remodelling of the northern railhead of the Commercial Depots of the Majorabique Station to obtain a useful track length of 550m on the two tracks granted to the APH, which involves modifying and displacing the track devices currently installed to rearrange the railhead at the fan of sidings. This action is financed with funds from the Recovery and Resilience Mechanism (RRM).

4. Restoration of track 2S2

Since Law 39/2003, of 17 November, on the Railway Sector came into force, the Port Authorities of each Port of General Interest

exercise certain functions assigned to the rail infrastructure manager with respect to the existing rail infrastructure in the Ports of General Interest.

The Port Authority of Huelva therefore took the decision to improve the railway infrastructure, which was inherited from the former RENFE in a poor state and has been carrying out actions to improve the entire infrastructure.

The purpose of this action is to restore track 2S2 in the following sections:

- Section I: Track 2S2-2 from km 0+080 to km 1+178. 1+178.
- Section II: Track 2S2-1 from k.p. 2+970 to k.p. 2+970. 2+970 to k.p. 3+740.
- Section III: Track 2S2-2 from k.p. 4+380 to k.p. 4+380 to k.p. 4+380. 4+380 to k.p. 6+340.

In these sections, the current bedding layers will be restored and rehabilitated: sub-ballast and ballast, and the current wooden sleepers and the RN-45 type rail will be replaced. This action is financed with funds from the Recovery and Resilience Mechanism (RRM).

5. Expansion of the car park at Punta del Sebo

This action aims to meet the needs of the number of parking spaces available, so the total number of parking spaces will be as follows:

- Parking spaces for vehicles: 129 units.
- Parking spaces for people with reduced mobility: 4 units.
- Parking spaces for motorcyclists: 6 units.

To enlarge these parking spaces, the adjoining undeveloped plot of land will be used, where the existing pavements and pathways will have to be demolished and dismantled, earthworks will have to be carried out to prepare the land and then pavements and pathways will have to be laid with drainage, lighting and vertical and horizontal signposting.

6. Refurbishment of the Casa del Vigía

The Casa del Vigía building was restored by the Port Authority of Huelva in 2006 and transferred to Palos de la Frontera Town Council, together with the Casa de los Prácticos and the Pasarela de Pesca Deportiva, for twenty years, renewable. However, before the end of these twenty years, these structures were returned to the Port of Huelva.

Once the building was returned, pathology studies were carried out to determine its condition. These studies concluded that these were “structures with deterioration or pathologies that could result in a modification of the resistant behaviour or a significant reduction service levels,” which is why rehabilitation work is required.

The purpose of the project to refurbish the ‘Casa del Vigía’ building owned by the Port Authority of Huelva, which is located in the municipality of Palos de la Frontera (Huelva).

Besides the projects necessary to execute some of the investments described above, some projects have been drafted during 2023, some of which are still being executed, among which the following stand out:

- Project to adapt the channel to new traffic.
- Project to enlarge the railway terminal.
- Levante Quay remodelling project.
- Quay project for the liquid bulk terminal to the south of the Ingeniero Juan Gonzalo quay.



REGULAR SHIPPING LINES

Description	Shipping Agent	Route	Traffic	Frequency	Weekly services
Naviera Armas	Naviera Armas S.A.	Huelva-Lanzarote-Las Palmas de Gran Canaria-Santa Cruz de Tenerife-Huelva	Ro-Pax	Weekly	1
Containerships. Cma-Cgm Group. (Ciss Service)	CMA CGM Ibérica, S.A.U.	Huelva- Tilbury-Hamburgo-Rotterdam- Ferrol- Las Palmas de Gran Canaria- Santa Cruz de Tenerife- Casablanca-Gibraltar-Cádiz-Huelva	Container	Weekly	1
Alisios	Termisur Eurocargo, S.A	Huelva- Las Palmas de Gran Canaria-Santa Cruz de Tenerife-Fuerteventura-Lanzarote-Huelva	Container	Weekly	1
Balearia+Fred Olsen (Cbs)	Balearia Eurolíneas Marítimas, S.A.	Huelva-Las Palmas de Gran Canaria-Tenerife-Huelva	Ro-Ro/Ro-Pax	Weekly	3
Maghreb Container International (Mci)	Termisur Eurocargo, S.A	Huelva – Casablanca – Barcelona – Castellón - Alicante-Huelva	Container	Weekly	1
Total					7




Puerto de Huelva

Autoridad Portuaria de Huelva

Annual Report 2023

04

SUSTAINABILITY REPORT



01 INSTITUTIONAL DIMENSION

1.1 Sustainability strategy

The Board of Directors of the Huelva Port Authority, at its meeting of 30 March 2023, agreed to approve the *"Strategic Plan for the Huelva Port 2023-2030, with a vision for 2050"*.

The new strategic scenario, which runs from 2023 to 2030, with a vision for 2050, is aligned with the Second Strategic Framework of the State-Owned Port System approved in October 2022, and is structured as follows:

- 3 Strategic Axes:
 - Energy and industry cluster, boosting clean fuels
 - Logistics and intermodal port with competitive infrastructures and services
 - Sustainable port: environmental, economic and social; innovative and digitised

- 11 Strategic Objectives
- and 30 Operational Objectives that are deployed in 94 actions to be developed

In the new strategic formulation of the Plan, the mission of the Huelva Port Authority becomes ***"To provide infrastructures, land and services to the port, logistics and industrial sector, with the aim of boosting competitiveness and the implementation of productive activities in the area, in a sustainable and technologically advanced context"***.

The vision of the Huelva Port Authority is specified in: ***"To be a port of reference in South Atlantic Europe as a value-added industrial and energy cluster and an intermodal and logistics hub. A sustainable, technological, innovative***

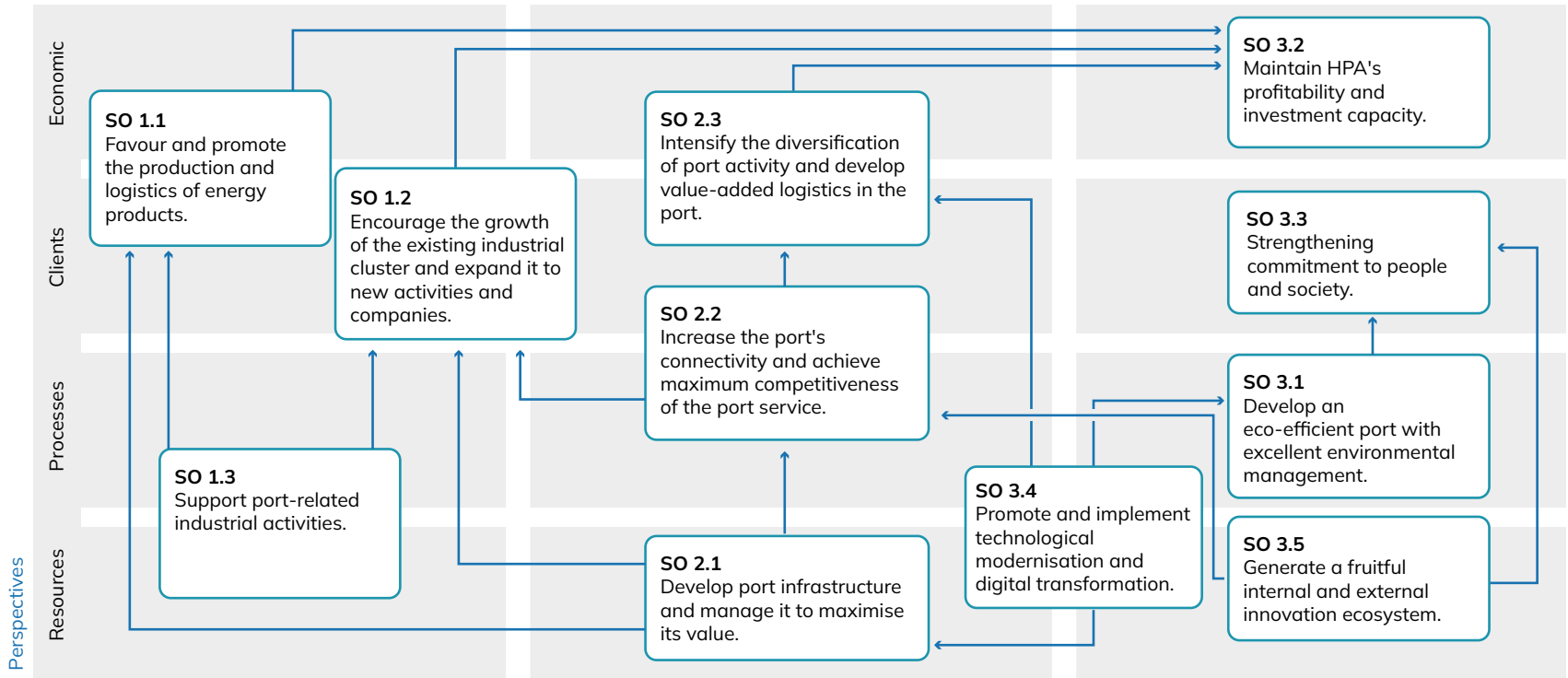
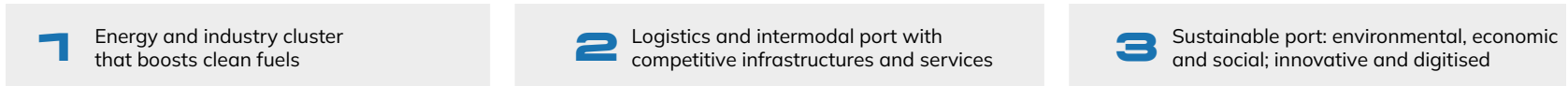
and knowledge-based port, suitably integrated into its territory".

Corporate values are set as:

- Vocation of public service
- Integration space
- Commitment to the environment and citizenship
- People as the backbone of the organisation
- Involvement in the Client's projects
- Excellence
- Innovation
- Safety
- Sustainability

The strategy map that graphically represents the strategic axes and objectives from 2023 onwards is shown below:

Strategic axes



1.2 functions and legal form (I_01)

The Huelva Port Authority is one of the twenty-eight port authorities under the Ministry of Transport, Mobility and Urban Agenda, through the Public Body “Puertos del Estado”, which manages the Spanish Port System, made up of forty-six ports of general interest.

In accordance with *Royal Legislative Decree 2/2011, of 5 September, approving the Consolidated Text of the Law on State Ports and the Merchant Navy*, the Huelva Port Authority is a body with its own legal personality and assets, as well as full capacity to act, and is governed by the specific legislation on ports of general interest, by the provisions of the General Budgetary Law that are applicable to it and, supplementarily, by *Law 6/1997, of 14 April, on the Organisation and Functioning of the General State Administration* (a regulation that has been repealed with the entry into force of *Law 40/2015, of 1 October 2015, on the Legal Regime of the Public Sector, which addresses the comprehensive reform of the organisation and functioning of the Public Administrations*).



Framework of competences

The Port Authority carries out the functions assigned to it by the aforementioned *Consolidated Text of the Law on State Ports and the Merchant Navy*, with the powers established therein, under the general principle of functional and management autonomy, without prejudice to the powers attributed to the Ministry of Transport, Mobility and the Urban Agenda through State Ports and those corresponding to the Autonomous Community. Article 25 of the aforementioned legal text establishes that the following competences correspond to the Port Authorities:

- a) The provision of general services, as well as the management and control of port services to ensure that they are carried out under optimum conditions of efficiency, economy, productivity and safety, without prejudice to the competence of other bodies.
- b) The development of the port service area and port uses, in coordination with the competent Administrations in matters of territorial and town planning.

- c) The planning, design, construction, conservation and operation of the works and services of the port, and that of the maritime signals entrusted to them, subject to the provisions of this law.
- d) The management of the port public domain and maritime signals assigned to them.
- e) The optimisation of economic management and the profitability of the assets and resources assigned to them.
- f) The promotion of industrial and commercial activities related to maritime or port traffic.
- g) Coordination of the operations of the different modes of transport in the port area.
- h) The organisation and coordination of port traffic, both maritime and land.

Public domain management scheme

With regard to the management model of the assigned public domain, in accordance with the *Consolidated Text approved by the aforementioned Royal Legislative Decree 2/2011*, of 5 September, to guarantee the general interest,

said management is aimed at promoting and increasing the participation of private initiative in the financing, construction and operation of port facilities and in the provision of services, through the granting of the corresponding authorisations and concessions, both for public works and for public property, in accordance with the provisions of the aforementioned law (article 66).

The Port Authority is responsible for the provision and management of basic port spaces and infrastructures, promoting both the economic activity of the port and the provision of services by private initiative, following a model of management of the infrastructures and the port public domain with criteria of profitability and efficiency (article 66).

The Port Authority of Huelva is an organization with its own legal personality and assets, as well as with full capacity to act.

Funding mechanisms

According to the aforementioned *Consolidated Text of the Law on State Ports and the Merchant Navy*, the economic regime of the Port Authority is guided by the principle of economic self-sufficiency, within a framework of economic-financial management autonomy, with specific annual profitability objectives (article 27).

Of the economic resources established by said Law for the Port Authorities, we should point out that, in the case of the Huelva Port Authority, there have not been and are not expected to be any arising from credits, loans and other financial operations, nor those originating from donations, legacies and other contributions from private individuals and entities.

1.3 Governance and management quality

Functions and manner in which the governing and management bodies are elected (I_02)

Presidency

Its functions and mode of election correspond to the provisions of article 31 of the *Consolidated Text of the Law on State Ports and the Merchant Navy*. The Presidency of the Port Authority is appointed and separated by the competent body of the Autonomous Community, in our case the Governing Council of the Regional Government of Andalusia, at the proposal of the head of the competent Regional Ministry, from among persons of recognised professional competence and suitability. Once the Ministry of Transport, Mobility and Urban Agenda has been notified of the appointment or removal, it is published in the corresponding Official Gazette and in the Official State Gazette.

By Decree 107/2023, of 9 May, the Governing Council of the Regional Government of Andalusia appointed Mr. Manuel Alberto Santana Martínez as President of the Huelva

Port Authority, an appointment that complied with the publicity requirement set out in article 31.1 of the *Consolidated Text of the Law on State Ports and the Merchant Navy*, being published by ORDER TMA/510/2023, of 17 May, in the Official State Gazette No. 123, of 24 May 2023. Prior to this appointment, Ms. Pilar Miranda Plata held the presidency of the Huelva Port Authority, until her resignation, agreed by Decree 81/2023, of 4 April, of the Governing Council of the Regional Government of Andalusia, published by Order TMA/356/2023, of 9 April, in the Official State Gazette No. 87, of 12 April 2023.

The Presidency shall have the following functions (Article 31):

- To permanently represent the Port Authority and its Board of Directors in any acts and contracts and before any natural or legal person, whether public or private, in or out of court, without prejudice to the powers of attorney of the Board of Directors.
- To convene, set the agenda, chair and adjourn the meetings of the Board of Directors,

directing its deliberations. The meeting may be convened ex officio or on the proposal of one fifth of the members of the Board of Directors.

- Establish general guidelines for the management of the entity's services.
- To ensure compliance with the rules applicable to the Port Authority and the agreements adopted by the Board of Directors.
- To present to the Board of Directors the Business Plan, with the entity's management objectives and criteria for action, as well as the draft budgets, action, investment and financing programme and annual accounts.
- To make decisions on expenditure and, jointly with the Director, to order payments or movements of funds.
- Exercise the special powers delegated to it by the Board of Directors.
- Such other powers as are conferred on it by law.

It is responsible for ensuring compliance with the obligations that the law attributes to the Port Authorities before the State Ports, especially in relation to the provisions and acts whose approval or report corresponds to the State Ports, as well as supplying the latter with all the information of interest for the state port system.

Management

Its functions as a management body and the method of election correspond to the provisions of article 33 of the Consolidated Text of the Law on State Ports and the Merchant Navy.

The Director is appointed and removed by an absolute majority of the Board of Directors, at the proposal of the Chairman, from among persons with higher qualifications, recognised professional prestige and at least five years' experience in port techniques and management.

The Director shall have the following duties (Article 33):

- The ordinary direction and management of the entity and its services, in accordance with the general directives received from the governing bodies of the Port Authority, as

well as the submission to the President of the proposal for the organisational structure of the entity.

- The initiation and processing of administrative proceedings, when not expressly attributed to another body, as well as the mandatory issuing of reports on authorisations and concessions, drawing up technical studies and reports on the projects and proposals for activities that serve as a basis for them.
- The preparation and submission to the President for his consideration and decision of the entity's management objectives and criteria for action, the preliminary draft budgets, action programme, investment, financing and annual accounts, as well as the entity's staffing needs.

Board of Directors

The election of its members is carried out in accordance with article 30.2 of the *Consolidated Text of the Law on State Ports and the Merchant Navy*.

The members are appointed by the person in charge of the competent Regional Ministry for ports of the Junta de Andalucía at the proposal

of the Public Administrations and Organisations represented on the Board of Directors. In the case of the General State Administration, the proposal is made by the President of the State Ports Public Body.

Appointments to the Board of Directors are for a term of four years and are renewable. Their removal shall be agreed by the competent body of the Autonomous Community, at the proposal of the organisations, bodies and entities they represent.

The functions corresponding to the Board of Directors are those established in article 30.5 of the *Consolidated Text of the Law on State Ports and the Merchant Navy*.

Structure of the Board of Directors (I_03)

Following the remodelling of the structure of the Board of Directors ceded by Law 33/2010, of 5 August, the Andalusian Autonomous Community promulgated Decree 2/2011, of 11 January, for the appointment of the members of the governing bodies of the Port Authorities of the ports of general interest located in Andalusia, in compliance with the powers legally established for this purpose, which was

published in the Official Gazette of the Junta de Andalucía on 25 January 2011.

On 5 April 2011, the Board of Directors of the Huelva Port Authority was constituted under the new format conferred by the remodelling of its structure, which entailed a significant reduction in the number of members with respect to the previous structure, maintaining, however, the same scheme of representation to which the distribution of the different memberships existing up to that time obeyed. In this way, the different public administrations, national, regional and local, and the relevant sectors in the port, economic, trade union and business spheres continue to be represented.

The composition of the Board of Directors is as follows:

- Presidency, which corresponds to the President of the Port Authority.
- An ex officio member who is the Harbour Master.
- 15 members:
 - 4 members. General State Administration (including the Harbour Master).



- 5 members. Autonomous Community (including the Presidency).
- 4 members. Official Chamber of Commerce, Industry and Navigation, business and trade union organisations and relevant economic sectors in the port circuit.

- 1 member. Municipality of Huelva.
- 1 member. Municipality of Palos de la Frontera.

In addition, the Director and the Secretary sit on the Board, with the right to speak but not to vote. The composition of the Board as at 31 December 2023 is as follows:

Chairman	D. Manuel Alberto Santana Martínez
Director	D. Ignacio Álvarez Ossorio-Ramos
State Administration	Harbour Master D. Alejandro Andray López
	State Counsel D.ª Clara Valtueña Heredia
	State Ports D. Jaime Luezas Alvarado
	General State Administration D.ª. Manuela Parralo Marcos
	Managing Director of the Public Ports Agency of Andalusia D. Rafael Merino López
Autonomous Community	Government Delegate in Huelva D. José Manuel Correa Reyes
	Territorial Delegate of Development, Infrastructures, Territorial Planning, Culture and Historical Heritage in Huelva D. Pedro Yórquez Sancha
Official Chamber of Commerce, Industry, Services and Navigation of Huelva	D. Daniel Toscano Rodríguez
Business Organisations	D. José Luis Menéndez López
Municipality of Huelva	D.ª María del Pilar Miranda Plata
Municipality of Palos de la Frontera	D. Ricardo Bogado Gómez
Trade Unions	D. Carolina Martín Rengel (U.G.T. Andalusia)
	D.ª. María Julia Perea Álvarez (CC.OO. Andalusia)
Most relevant economic sectors in the Port sector	D. Jorge Acitores Durán
Secretary	D. Francisco Javier Capitán Márquez

Management and support systems (I_04)

The Huelva Port Authority certified its Integrated Quality and Environmental Management System in accordance with ISO 9.001 and 14.001 Standards, with the scope of "General services, as defined in the regulatory framework of the state port system and management of the public port domain" in 2020. Its renewal was certified in June 2022.

With regard to the management of **Occupational Risk Prevention**, the Huelva Port Authority has contracted an external prevention service for the preventive specialities or disciplines of: safety at work, industrial hygiene, ergonomics and applied psycho-sociology and occupational medicine, including medical health surveillance.

The Huelva Port Authority has had a Railway Safety Management System in place since 2018 as a regulatory obligation, as it is the administrator of railway infrastructures of the General Network (*Royal Decree 810/2007, of 22 June, approving the Regulation on safety in the circulation of the General Interest Railway Network, subsequently repealed by Royal Decree 929/2020, of 27 October, on railway operational safety and interoperability*).

Steering Committee (I_05)

The Steering Committee is conceived as an instrument to ensure the efficiency of governance and the correct development of the Port Authority's day-to-day management, especially in matters of importance or which require coordinated interdepartmental treatment.

It is also responsible for the periodic review of the advances and proposals that arise during the development of the established port planning objectives, agreeing on the adaptations or revisions in those aspects that it considers appropriate in order to achieve the planned objectives.

The Steering Committee is established as a tool to guarantee the efficiency of the government and the adequate development of the daily management of the Port Authority.

The Steering Committee is made up of the Chairman and the Director, the heads of the *Economic and Financial; Infrastructure; General Secretariat; and Business Development and Commercial areas*; as well as the heads of the departments of *Operations; Planning, Internal Control and Management Systems; Human*

Resources and Labour Relations; Port Public Domain; Technology and Information Systems; Communication and External Relations; and Sustainability and Energy Transition. Meetings of the Steering Committee are usually held fortnightly.

Sector technical committees that support the Board (I_06)

In accordance with the provisions of the new Rules of Composition and Operation, approved by the Board of Directors of the Huelva Port Authority, at its meeting held on 31 May 2012 (Official Gazette of the Province of Huelva no. 123, of 27 June 2012), and following the appointment

of the members of the Board, the Huelva Port Authority's Shipping and Port Council has since then assumed its functions as an advisory body to the Presidency of the Port Authority and the Harbour Master's Office, almost entirely interrupted since the year 2000, when only one of its commissions remained active, the Shipping

Commission, which assumed the functions of the Port Services Committee.


The Port Authority's Shipping and Port Council met for the first time after the remodelling of its structure on 7 November 2012 and at that first meeting it was proposed that the Port Services Committee referred to in art. 124 of the *Consolidated Text of the Law on State Ports and the Merchant Navy* be set up, which from that moment onwards began to assume the functions legally attributed to it in terms of the conditions for the provision of port services. In 2020, the composition of the Navigation and Port Council was adapted to the recommendations made by Puertos del Estado in order to update its representative nature with regard to the current situation, with its new structure having been published in the Official

Gazette of the Province of Huelva no. 126 of 6 August 2020. On the other hand, during 2021, the College of Ocean Naval Engineers issued a request to form part of the Navigation and Port Council, considering that there would be no inconvenience a representative of this body joining the representation of the main clients that operate through the Huelva Port, valuing the link between naval engineering professionals and the port sector.

In this financial year 2023, the Shipping and Port Council met on 29 November; prior to that, on 24 November, the Port Services Committee met.

After the aforementioned adaptations and remodelling, the Shipping and Port Council was constituted according to the following scheme of representation:

The Navigation and Port Council has adjusted its composition following the recommendations of State Ports to ensure updated and appropriate representation at the present time.



Presidency	President of the HPA
Ex officio members	Harbour Master
	Director of the HPA
	Head of the HPA Operations Department
Members	Maritime Safety and Inspection Co-ordinator of the Harbour Master's Office
	Government Subdelegation in Huelva
	Government Delegation of the Andalusian Regional Government in Huelva
	Customs Administration
	Ministry of Agriculture, Fisheries and Food
	General Subdirectorate of Foreign Health of the Ministry of Health, Social Affairs and Equality
	SOIVRE Inspection Service
	State Maritime Rescue and Safety Company (SASEMAR)
	Naval Command
	Guardia Civil
	National Police
	National Association of Harbour Pilots
	National Association of Tugboats (ANARE)
	Spanish Association of Ship Moorers
	Solid and liquid waste collection service providers (MARPOL)
	Huelva Port Stevedoring and Unstowage Company (SAGEP)
	National Association of Stevedoring and Consigning Companies (ANESCO)
Spanish National Association of Shipowners (ANAVE)	
Spanish Association of Ship Agents (ASECOB)	

	Cruise Lines International Association (CLIA)
	Spanish Shippers' Consignees Association SHORTSEA
	State Association of Port Operating Companies (ASOPORT)
	Association of Passenger Service Providers (APSP)
	Spanish Association of Petroleum Product Operators (AOP)
Members	Spanish Association of Liquid, Chemical and Gas Bulk Receiving Terminals (ASTERQUIGAS)
	Iberian Association for the Promotion of the Use of Natural Gas and Renewable Gas in Land and Maritime Mobility (GASNAM)
	Spanish Gas Association (SEDIGAS)
	Road and/or rail transport sector
	Main customers operating through the Huelva Port
	The most representative trade unions in the maritime and port sectors in the territorial scope of the Port Authority
Secretary	HPA Secretary General General de la APH

In turn, the Port Services Committee was constituted after the aforementioned adaptation with the following scheme of representation:

President	Director of the HPA
Ex officio members	Harbour Master
	Head of the HPA Operations Department
Members	Members representing the providers of port services
	National Association of Harbour Pilots
	National Association of Tugboats (ANARE)
	Spanish Association of Vessel Moorers (AEEA)
	Solid and liquid waste collection service providers (MARPOL) (ANAM)
	Huelva Port Stevedoring and Unstowage Company (SAGEP)
	Members representing the users of port services or associations representing them
	National Association of Stevedoring and Consigning Companies (ANESCO)
	Spanish National Association of Shipowners (ANAVE)
	Spanish Association of Ship Agents (ASECOB)
	Cruise Lines International Association (CLIA)
	Spanish Shippers' Consignees Association SHORTSEA
	State Association of Port Operating Companies (ASOPORT)
	Association of Passenger Service Providers (APSP)
	Spanish Association of Petroleum Product Operators (AOP)
	Spanish Association of Liquid, Chemical and Gas Bulk Receiving Terminals (ASTERQUIGAS)
	Iberian Association for the Promotion of the Use of Natural Gas and Renewable Gas in Land and Maritime Mobility (GASNAM)
	Spanish Gas Association (SEDIGAS)
	Road and/or rail transport sector
	Main customers operating through the Huelva Port
	Members representing the most representative employees' organisations
The most representative trade unions in the maritime and port sectors in the territorial scope of the Port Authority	
Secretary	Head of HPA Port Services Division

1.4 Infrastructure and capacity

General technical characteristics of the port (I_07)

One of the priority functions of the Huelva Port Authority is to optimise the layout and condition of its infrastructures so that they adequately meet the needs of its customers.

The general characteristics of the Huelva Port are as follows:

It is located at the confluence of the rivers Tinto and Odiel and its terrestrial Service Zone has a surface area of 1,784 hectares and an area of land available for concession of 524 hectares. This Service Area is delimited on the right bank by the Juan Carlos I sand containment dyke, 13 km long, and integrated on the left bank by the two port areas in which it is configured: the Inner Port and the Outer Port.

In the Inner Port there are two different port use zones, industrial and commercial:

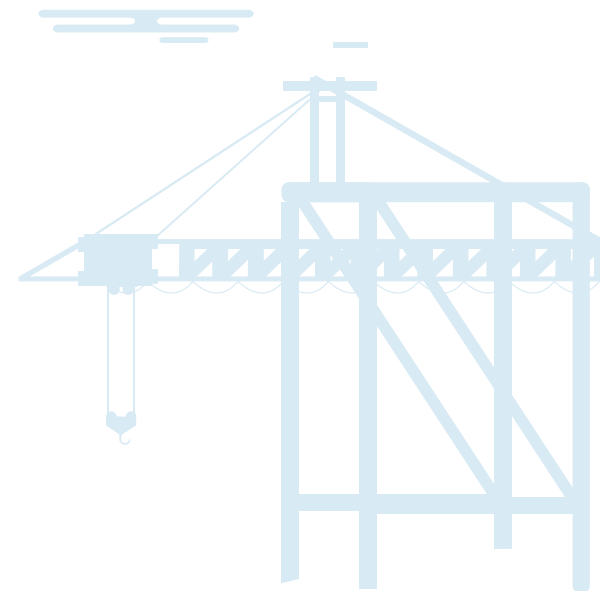
- The Muelle de Levante area and the Polígono Pesquero Norte, where the main uses are general goods traffic, shallow-draft cruise ships, the fishing industry, commercial and service facilities and machinery maintenance and storage facilities.
- The Punta del Sebo transverse zone, where until very recently, the main uses were the basic chemical industry and activities complementary to this industry. Faced with the reduction in the number of factories dedicated to basic chemistry, auxiliary industries are gradually being set up. Close to these facilities are the Tinto Marshes, which constitute an open space where actions have been carried out for their recovery and enhancement..
- The area of Ingeniero Juan Gonzalo Wharf and its surroundings, which is mainly used for bulk solid traffic.
- The concessioned pontoon area, mainly used to handle bulk liquid energy traffic.
- The South Wharf, dedicated to container, passenger, ro-ro and general cargo traffic.
- The Monobuoy for loading and unloading crude oil.

In terms of navigable areas, it is worth highlighting the navigation channel, the most relevant characteristics of which are detailed in the attached table:

Similarly, in the Outer Port, there are also different zones differentiated by the type of activities:

Situation	
Longitude (Greenwich)	6° 49' 32.8" W
Latitude	37° 8' 6.6" N
Tides	
Maximum tidal range	3.99
B.M.V.V.E. elevation to port zero	0.07
E.M.V.P. elevation with respect to port zero	4.05
Prevailing winds	
SW and NW	
Entrances	
Input channel	
Width	200 to 300 m
Project draught in B.M.V.E.	13 m ¹
Nature of sea bed	Sands and sludges
Length	22,000 m
Inlet	
Orientation	339°
Width	300 m
Project draught	13 m ¹
Maximum current recorded	5 knots
Shelter dams	
Juan Carlos I Dam	13,000 m length

1) Project draft. The actual draught at any given time shall take into account the minimum sounding corresponding to the last bathymetric survey and shall be consulted through the authorised agents.



The following table summarises the characteristics of the quays and terminals that the Huelva Port Authority, as a provider of port infrastructures, places at the service of maritime trade.

Piers, jetties and moorings	Length / Maximum length (m)	Project draught (m) *	Width (m)	Jobs
Service				
Ingeniero Juan Gonzalo Wharf	942.00	13.00	230.00	General cargo and bulk
Ciudad de Palos Wharf	492.00	13.00	320.00	General and bulk goods
South Levante Wharf	400.00	8.00	80.00	General cargo and passenger
Central Levante Wharf	90.00	8.00	80.00	Local and ancillary fare
North Levante Wharf	710.00	8.00	80.00	Fisheries and inland traffic
Petroleros T. Arenillas Wharf	460.00	12.60	---	Liquid bulk (2 berths)
Minerals Wharf	374.00	13.00	50.00	General cargo and bulk
South Wharf	750.00	13.00	300.00	Passenger, general cargo, ro-ro and containers
Tharsis Wharf	280.00	---	---	Out of service
Mooring buoys North	200.00	7.00	---	---
Mooring buoys Centre	200.00	6.00	---	---
Mooring buoys South	150.00	5.00	---	---
Total service	5,048.00			
Individual				
Muelle Nuevo Astillero de Huelva, S.A.	337.00 (**)	---		Outfitting, repair, scrapping
Riotinto Wharf	390.00 (**)	---		Out of service
Pantalán de Fertiberia, S.L. (phosphoric)	180.00	8.10		Liquid bulk
Atlantic Copper, S.L.U. reservoir. North	140.00	6.50 (Maximum draught of the vessel irrespective of the tide)		Liquid bulk

Piers, jetties and moorings	Length / Maximum length (m)	Project draught (m) *	Width (m)	Jobs
Pantalán de Fertiberia, S.L. (Fertilisers)	150.00	8.10		Liquid and solid bulk
Impala Terminal	550.00 (**)	14.00		Bulk solids
Levantino-Aragonesa de Tránsitos, S.A.	120.00	9.70		Liquid bulk
Atlantic Copper, S.L.U TNP1	175.00	10,00 (M: 27.5 m)		Liquid bulk
Atlantic Copper, S.L.U TNP2	159.00	8.00 (Displacement 20,000 Tm)		Liquid bulk
Saltés FPS Wharf	200.00	5.50		Outfitting, repair and scrapping
Reina Sofía Wharf E CEPSA	190.00	10.00		Liquid bulk
Reina Sofía C Wharf CEPSA	128.00	8.50		Liquid bulk
Reina Sofía Wharf W CEPSA	150.00	9.00		Liquid bulk
Reina Sofía Wharf 4. CEPSA DOCKING	210.00	12.00 (Load displacement 66,000 Tm)		Liquid bulk
Enagás, S.A. Wharf.	304.50	12.00 (LNG carriers up to 180,000m3)		Liquid bulk
Decal North Wharf	210.00	11.50		Liquid bulk
Decal South Wharf	210.00	12.50 (Displacement in load 66.000 Tm)		Liquid bulk
Decal South 2 Wharf	188.00	13.30		Liquid bulk
Real Club Marítimo de Huelva	16.00	2.00		Various
La Reina Wharf (La Rábida)	20.00	2.00		Auxiliary (1 berth)
Monobuoy	275.00	16.50		Liquid bulk
Total individual	4,302.50			
Total	9,350.50			

(*) The actual draught at any given time shall be that of the minimum sounding corresponding to the last bathymetric survey carried out and shall be consulted through the authorised consignees 2644.

(**) Total length of wharf.

The main accesses to the Huelva Port by road are from the A-49 motorway (Seville-Huelva-Portugal), via the N-441 (to the North), H-31 (to the East) and H-30 (Ronda Este de Huelva), which extends to the South with the N-442, from which the Outer Port is accessed. The N-435 (from Badajoz and Zafra to Huelva) is also important for the Huelva Port in the connection with Extremadura.

Through the connection line with the general network, the Outer Port of the Huelva Port is connected by rail from its rail terminal at the South Wharf to the Huelva Mercancías rail terminal, a rail logistics centre from which goods are dispatched, received and sorted. From Huelva Mercancías, the Huelva Port has access to the Huelva-Zafra and Huelva-Sevilla railway lines. Since December 2016, there has been a Port terminal in Majarabique which forms a node for the distribution of traffic with the rest of the Spanish and European rail network.



Infrastructures under implementation or project and purposes served (I_08)

The Huelva Port Authority invested 33 million euros in 2023 to adapt its infrastructures to existing needs.

The following relevant actions have been completed this year:

1. North Extension of the South Wharf.
2. Installation of video-surveillance cameras for port operations in the Huelva Port.
3. Remodelling work on the area around the Monumento a la Fe Descubridora.

A brief description of these is given below:

1. North Extension of the South Wharf

The works consisted of extending the existing South Wharf of the Huelva Port by a length of 526 metres. The structural typology is that of a screen pier with a main screen anchored to an anchoring screen on the backside. Both screens are made of sheet piling. The work includes two different draught zones, one with a draught of 10 m (southern half) and the other with a draught



North Extension of the South Wharf (after completion of works)

of 6 m (northern half). However, the design of the Wharf allows the depth to be adapted to the future needs of the Huelva Port Authority up to a maximum depth of 17 metres.

The crest elevation of the pier is +6.50 m (approximately, since the road surface has drainage slopes). The cantilever beam and the rear rail beam of the container crane are made

of reinforced concrete and function as tie beams for the sheet pile screens.

In addition, an area with a width of 40.75 m including the cantilever beam and the lane beams have been paved with HP-40 reinforced concrete with a thickness of 0.28 m executed on an all-embracing levelled area and a layer of artificial gravel. From this point onwards, the

termination is provisional with a 1.25 m thick layer of quarry material.

2. Installation of video-surveillance cameras for port operations in the Huelva Port

The Huelva Port, in view of the significant growth in the movement of goods and the diversity of its traffic, has become an industrial logistics node of reference on the Peninsula and is currently the leading industrial enclave in Andalusia, the second most important centre in Spain and, more importantly, the economic engine of Huelva and its surroundings. This project is therefore of particular relevance in view of the need to achieve the level of safety and security of port operations and maritime traffic.

The maritime traffic operating in the Huelva Port is increasingly abundant, with vessels of various types (large gas and oil tankers, bulk carriers, cruise ships, containers, recreational craft, etc.) accessing the Port along a mooring line of more than 15 kilometres, with entry/exit from the open sea through the Padre Santo Channel.

Although the Huelva Port has modern specific systems for the control and management of maritime traffic through the Canal, it was necessary to incorporate new video surveillance

systems equipped with intelligent video analytics to visualise all port operations taking place in real time and in any situation (day, night, rain, fog, etc.), enabling greater control of traffic flows.

To this end, a video surveillance network has been set up on the right bank of the estuary, along the entire road to the Juan Carlos I wharf and its surroundings, with a distribution of cameras that provides continuous coverage of images of ships or vessels throughout their route, whether in the anchorage area or the inner harbour itself.

The maritime traffic that operates in the Port of Huelva is increasingly abundant, with vessels of various types accessing the Port along a docking line of more than 15 kilometers.



Camera installed on the dyke road.

3. Remodelling work on the area around the Monumento a la Fe Descubridora

Having completed the work to restore the Monumento a la Fe Descubridora in summer 2020, the project to remodel the area surrounding the Columbus Monument, the space that surrounds the symbolic cubist figure located at the Punta del Sebo, has been completed, giving value to the entire area of the confluence between the rivers Tinto and Odiel.

The remodelling has led to the creation of a new multifunctional axis for activities in the area of the promenade before the monument. The existing pedestrian area up to the monument and its square has been increased. The entire area has also been fitted with new street furniture along the lines of the Paseo de la Ría and Avenida Francisco Montenegro, as well as LED lighting, beacons and signage. The project carried out in this area has sought to humanise and environmentally transform the pedestrian arrival, eliminating road traffic and connecting the marshland with the landscaped area, generating a multifunctional public space that becomes an attraction and encourages pedestrian traffic between the city and Punta del Sebo, passing through the Río Tinto Wharf, the Paseo de la Ría, Avenida Francisco Montenegro



and several paths. The last area of action was the Punta del Sebo promenade, seeking to recover the historic eucalyptus promenade. As part of the Huelva Port's sustainability strategy, a more sustainable irrigation system has also been installed, which will allow the green areas to be irrigated with raw water.

Remodelling of the area around the figure of Columbus (after completion of works).

Other actions that were initiated in previous years and are **still underway** include:

1. Partial demolition of the fish market and exporters' warehouses.
2. Rehabilitation to guarantee the stability and structural safety of the loading dock of the Compañía Española de Minas de Tharsis.
3. New ro-ro Platform at the South Wharf of the Huelva Port
4. Connection works to the South Wharf sewerage system

A brief description of these actions is given below:

1. Partial demolition of the fish market and exporters' warehouses

In recent years, the Huelva Port Authority has been making a major effort for Port-City integration. This includes planning for the integral remodelling of the Levante Wharf. To this end, a number of actions are being carried out, including the partial demolition of the fish market and the exporters' warehouses, the construction of the new fish market and new warehouses for fish and seafood exporters.



Both the new fish market and the new exporters' warehouses have been completed, so the object of this action is the partial demolition of the old fish market and the exporters' warehouse, in order to be able to continue with the integral remodelling of the quay.

Demolition of the last module (during the works).

2. Rehabilitation to guarantee the stability and structural safety of the Compañía Española de Minas de Tharsis loading dock

The loading dock of the Compañía Española de Minas de Tharsis is an important symbolic element for the city of Huelva, due to its important role in the economic and social evolution of the surrounding area and its link to its recent history. It is a sign of identity that citizens are calling for to be rehabilitated.

The works involve a series of actions necessary to guarantee the stability and structural safety of the Loading Dock, as the general state of deterioration of the dock's structure is currently very advanced.


3. New ro-ro Platform at the South Wharf of the Huelva Port

A large part of the loading and unloading operations at the South Wharf are carried out by roll-on roll-off systems through gates located at the stern of the vessels. The quay currently has a ro-ro ramp 200 m from the southern end, with capacity for 2 vessels, allowing the operation of vessels of about 175 m in length and 27 m in breadth.



Rehabilitation of the Tharsis Wharf (during the works).

Due to the recent increase in this type of traffic, following the implementation of a new regular line with the Canary Islands, and given the forecasts for growth and the implementation of new regular ro-ro lines with North Africa, it is



New ro-ro platform (during the works).

necessary to improve the quay's operations by building a new ro-ro ramp at the southernmost end of the quay, compatible with the current ramp, so that in the future up to four ro-ro vessels can operate simultaneously.

4. Connection works to the South Wharf sewerage system

Currently, the South Wharf has a sewerage system made up of accumulation in tanks, which is insufficient in the medium term to house the facilities that are being developed there, such as the Multifunctional Building and the new Rearrangement of Accesses to the South Wharf, which houses several buildings. There are several decantation wells where wastewater is discharged, which are emptied periodically, and which are not connected to the Basic Network.

Therefore, this action will develop a sewage collection system that connects the south quay with the Basic Network, specifically at the Villafría pumping station, from where it is pumped to the treatment plant.

This action is financed with funds from the Recovery and Resilience Mechanism (RRM).



South quay drainage connection (during works).

Currently, the South Pier has a sanitation system through accumulation in tanks, which is insufficient in the medium term.

In addition, the following proceedings **were initiated:**

1. New single access to the Outer Port
2. Extension of paving and electrical power at the Minerals Wharf
3. Construction project works to enable the operation of 550 m long trains at the Majarabique complex
4. Rehabilitation of track 2S2
5. Extension of the car park at Punta del Sebo
6. Refurbishment of Casa del Vigía



New single access (during the works).

The planned route will be adaptable to the new future route of the N-442 proposed by the Ministry of Public Works.

1. New single access to the Outer Harbour

The works included in this project involve the construction of an access to the outer harbour from the existing oval roundabout-type level intersection of the N-442 with the H-624 to Palos de la Frontera and the installation of a new, modern access control system. The planned route will be adaptable to the new future route of the N-442 proposed by the Ministry of Development.

A road with a different level crossing is included to cross the current railway line that runs parallel to the boundary of the Port Authority's public domain.

2. Extension of paving and electrical power at the Minerals Wharf

The works consist of the paving of the Minerals dock to enlarge the exploitation surface that is currently on dirt; the execution of a

new drainage network that empties into the collectors that connect to the recently executed retention tank, as well as medium voltage lines for the supply to the new transformation centre and low voltage installation, in order to comply with the Innovation Plan for Transport and Infrastructures 2017-20250 of the Ministry of Transport, Mobility and the Urban Agenda.


3. Construction project works to enable the operation of 550 m long trains at the Majarabique complex

The Majarabique Intermodal Terminal is a Logistics Platform fully integrated with the South Wharf terminal of the Huelva Port, whose development and specialisation is a priority for the HPA due to its location and characteristics.

In response to the need to improve this intermodal platform, the aim is to carry out the design of the remodelling of the northern head of the Commercial Depots of Majarabique Station to obtain a useful track length of 550m on the two tracks concessioned to the HPA, which involves the modification and displacement of the track devices currently installed for the rearrangement of the head of the bundle of tracks.



Expansion of the pavement of the Minerals Wharf (during works).



Majarabique terminal extension (during works).

This action is financed with funds from the Recovery and Resilience Mechanism (RRM).

4. Rehabilitation of track 2S2

Since the entry into force of the Railway Sector Act 39/2003, dated 17th November, the Port Authorities of each Port of General Interest have exercised certain functions assigned to the rail infrastructure manager with regard to the existing rail infrastructures in the Ports of General Interest.

For this reason, the Huelva Port Authority took the decision to improve the railway infrastructure, inherited from the former RENFE in a poor state, and has been carrying out actions to improve the entire infrastructure.

The purpose of this action is the renewal of track 2S2 in the following sections:

- Section I: Track 2S2-2 from k.p. 0+080 to k.p. 1+178. 1+178
- Section II: Track 2S2-1 from k.p. 2+970 to k.p. 3+740
- Section III: Track 2S2-2 from k.p. 4+380 to k.p. 6+340



Rehabilitation of track 2S2 (during works).

On these sections, the current supporting layers will be renewed and rehabilitated: sub-ballast and ballast, and the current wooden sleepers and the RN-45 type rail will be replaced.

This action is financed with funds from the Recovery and Resilience Mechanism (RRM).

5. Extension of the car park at Punta del Sebo

This action aims to meet the needs of the number of parking spaces available, so the total number of parking spaces will be as follows:

- Parking spaces for vehicles: 129 units.
- Parking spaces for people with reduced mobility: 4 units.
- Parking spaces for motorcyclists: 6 units.

For the extension of these car parks, the adjoining undeveloped plot will be used, where existing pavements and pavements will have to be demolished and dismantled, earthworks will be carried out to prepare the land and then pavements will be laid with drainage, lighting and vertical and horizontal signposting.

6. Refurbishment of “Casa del Vigía”

The “Casa del Vigía” building was restored by the Huelva Port Authority in 2006, and ceded to the Town Council of Palos de la Frontera, together with the “Casa de los Prácticos” and the Pasarela de Pesca Deportiva, for twenty years, which can be extended. However, before the end of these twenty years, these structures reverted to the Huelva Port.

Once the building had been returned, studies are carried out to determine the state of the building. These studies conclude that these are “structures with deterioration or pathologies that may result in a modification of the resistant behaviour or a significant reduction in service



Extension of Punta del Sebo car park (during works).

The Port Authority of Huelva made the decision to improve the railway infrastructure, inherited from the old RENFE in a poor state.

levels" and that rehabilitation action is therefore required.

The purpose of the project is the refurbishment of the "Casa del Vigía" building owned by the Huelva Port Authority, located in the municipality of Palos de la Frontera (Huelva).

In addition to the projects required to implement some of the investments described above, a number of projects have been drafted during 2023, some of which are still under implementation, including the following:

- Project to open up the channel to new traffic.
- Rail Terminal Expansion Project.
- Levante Wharf Remodelling Project
- Project for a wharf for liquid bulk terminal to the south of the Ingeniero Juan Gonzalo wharf.



Refurbishment of Casa del Vigía (during the works).

The Casa del Vigía building was restored by the Port Authority of Huelva in 2006 and transferred to the Palos de la Frontera City Council.

Industrial promotion and logistics initiatives (I_09)

The mission and vision expressed in the Port's Strategic Plan explicitly identifies the improvement of the Port's connectivity and intermodality as a determining factor which has led the Port to focus on its development, especially with regard to rail transport.

The strategic relevance of intermodality in the Huelva Port is currently based on four key pillars:

- a. The Majarabique Intermodal Railway Platform, located in Seville and owned by the Huelva Port Authority.
- b. The Logistics Activity Zone, currently being planned, which will allow the confluence of different types of companies and activities that provide continuity, quality services, transformation and added value to the transport chains that converge in the port area.
- c. The Port's rail infrastructure and connectivity, which will enable more sustainable and efficient access to maritime transport. (See I_22)
- d. The Multimodal Platform of the Huelva Port, co-financed by the CEF Programme (Connec-



ting Europe Facility) and located in the South Wharf of the Port with direct connection to the maritime container terminal. (See I_22).

For the Huelva Port Authority, the Majarabique Railway Terminal is a project integrated with its maritime terminal and is considered a true "extension" of it.

It is located in the northern area of Seville, in the municipalities of Seville and La Rinconada, adjacent to the SE-20 and SE-40 ring roads and the northern access to Seville, and forms part

of the Seville railway junction with Madrid and Extremadura, thus enabling a direct and efficient railway connection between the hinterland of the Huelva Port located in the Mediterranean and Atlantic corridors and with Extremadura.

It is a priority for the Huelva Port to continue consolidating, strengthening and specialising this terminal, as its position makes the Huelva Port an even more attractive option for maritime routing of containerised rail cargo from the central axis (Cordoba, Jaen, Castilla La Mancha, Madrid and Zaragoza), with Atlantic ports as destinations (Canary Islands, West Africa, Latin America and North-West Europe, among others), achieving optimised times and costs in the entire logistics chain.

Particularly noteworthy is the investment effort that the Port Authority is making in Majorabique and the Seville-Huelva railway section, with the creation of new sidings to speed up the transport of goods to their destination, with a value of €11 million.

On 23 January 2017, ADIF and the Huelva Port Authority signed a contract for the lease of a plot of land on which to develop a loading and unloading point for goods transported by rail

at the Seville Majorabique facility, with several extensions having been carried out to the extent that it now has a total surface area of 67,550m².

The operation of this Railway Terminal was awarded by public tender to the company Termisur Eurocarga, S.A., which began operating it in July 2017. From then until today, the rate of container rail traffic from Majorabique to the Huelva Port is close to forty trains per month, distributed in an average of twenty direct trains between Majorabique and the South Wharf of the Huelva Port, to which must be added the twenty trains per month coming directly from the hinterland of Madrid.

The strategic importance of Majorabique has encouraged the Huelva Port to join the Andalusian Logistics Network in November 2020, with the interest of developing this Logistics Area of the Regional Government of Andalusia, which was approved and declared of general interest by the Governing Council on 6 November 2018.

In 2023, work began on the extension of the track, which will allow trains of more than 550 m in length to run on it, with work scheduled for completion in early 2024.

Rail connections

Two weekly frequencies:

- Majorabique – Puerto Huelva

RENFE Multiclientes. Two weekly frequencies. Majorabique connection with:

- Madrid Abroñigal
- Barcelona Morrot
- Tarragona Constanti
- Bilbao Mercancías
- Bilbao Noatum

Three weekly frequencies:

- Madrid – Puerto Huelva

The Logistics Activity Zone (ZAL) project, essential for the future development of the Huelva Port and its entire area of influence, has an approximate surface area of 60 hectares, with the possibility of expansion, and is located in Punta del Sebo, a location with a markedly industrial character and with availability of land with services and good road and rail accessibility.

The ZAL will occupy a central position between the Huelva Port and the urban centre, which will allow the confluence of different types of companies and activities that provide continuity, quality services, transformation and added value to the transport chains that converge in the port area, as well as favouring the generation of employment, the loyalty of current traffic and the promotion of new future traffic.

This project is essential to generate added value in Huelva and to promote the development of the business fabric and the generation of stable employment, with a clean processing industry.

The ZAL of the Huelva Port will optimally serve the sectors of greatest relevance and activity in the surrounding area, having identified key sectors for business projects in specialised logistics activities:

- Generalist logistics.
- Agri-food sector.
- Industrial-Logistics Sector.
- Health Sector.

The commercialisation of the location continued in 2023 and was concluded with the submission of a bid to the Zal tender.



Furthermore, in the field of industrial promotion, work continued in 2023 on various working groups with institutions such as AIQBE (Association of Chemical, Basic and Energy Industries of Huelva), IDEA Agency and "Invest in Andalusia", with the aim of integrating the industrial and logistics projects of the Port Community companies in the Port's planning, as well as to promote the available land in the Service Area to attract new investments.

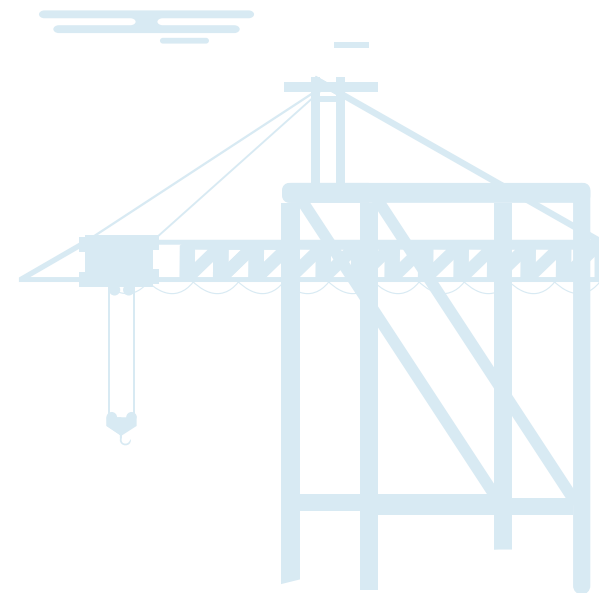
The Logistics Activity Zone will occupy a central position between the Port of Huelva and the urban center, which will allow the confluence of different types of companies and activities.

1.5 Markets served

Traffic evolution (I_10)

The evolution over the last three years of the total tonnes moved in the Huelva Port, as well as the tonnes moved by generic groups of goods and the percentage of each of these groups over the total, is as follows:

	2021	2022	2023
Tonnes moved	30,685,994	32,145,663	30,085,963
Developments	2.56%	4.86%	-6.41%
Liquid bulk	24,181,628	24,871,239	22,655,157
Liquids as a percentage of the total	78.80%	77.37%	75.30%
Solid bulk	5,029,739	5,711,606	5,671,421
Representation of solids in the total	16.39%	17.77%	18.85%
General Merchandise	1,190,359	1,296,694	1,459,115
Overall representation of the total	3.88%	4.03%	4.85%
Others (fishing, victualling and inland traffic)	284,268	266,124	300,269
Representation others/total	0.93%	0.83%	0.99%



The Huelva Port closed the financial year 2023 with a total port traffic volume of 30.08 million tonnes, which represents a decrease of 6.41% with respect to the traffic of 2022.

The preponderance of bulk cargo remains the Huelva Port's traditional area of specialisation, although the continued strategy of diversification to other business segments is allowing its positioning to move closer to that of a global port with an increase in the participation of general cargo in all its presentations, including conventional, containerised and roll-on/roll-off.

A total of 5.7 million tonnes of bulk solids traffic was handled, a slight decrease of 0.7% compared to the previous year. Mineral concentrates, associated with the traditional copper manufacturing activity based in Huelva, although with a lower volume than in 2022, exceeded 2.1 million tonnes in 2023, which represented 38% of the total of this type of bulk. Most of these concentrates are made up of batches of copper and zinc ores moved by companies such as Impala and Atlantic Copper. On the other hand, the traffic of cereals, animal feed and fodder transited through the Huelva docks during 2023 has exceeded 2 million tonnes, this being the merchandise, together



with natural and artificial fertilisers, which have shown the greatest growth compared to the previous year, accumulating in both cases increases of more than 40%.

Liquid bulk traffic has barely exceeded 22.6 million tonnes, and has been the main cause of the significant decline in total volume in 2023. The extraordinarily high volumes of crude oil and natural gas moved during the past financial year

2022 could not be maintained in 2023. As a result of the geopolitical instability caused by the war in Ukraine, both the CEPSA La Rábida refinery facilities and the ENAGÁS logistics terminal in Huelva saw unusual crude oil and gas storage in 2022. As a result, CEPSA's refinery ended the 2023 financial year with 8.4 million tonnes of oil unloaded through its monobuoy, a far cry from the 9.5 million in 2022, with an accumulated drop of more than 11.4%.

The upward trend in LNG was broken and in 2023 it returned to lower volumes more in line with real energy demand in the environment after the declaration of war between Russia and Ukraine. Although the Huelva docks continue to be a strategic point for unloading Liquefied Natural Gas (LNG), a total of 3.1 million tonnes were moved in 2023, which meant a decrease of around 31.3%.

However, the evolution of general merchandise during 2023 is very positive in all its aspects with an average growth of 12.5%, with steel products standing out with an increase of 23.0% compared to 2022.

Container traffic continued to grow in 2023. With a total of 88,802 TEUs handled; the growth of this traffic compared to 2022 stands at 9.17%.

As regards ro-ro traffic, a total of 34,078 UTIs were operated in 2023 thanks to the excellent connectivity offered by Ruta1400 Huelva - Canary Islands, a route which, in ro-ro cargo, is operated by the shipping companies Balearia & Fred-Olsen Express and Armas - Trasmediterránea.

The Huelva Port occupies a prominent position in the Spanish Port System in terms of

connectivity with the Canary Islands, with five weekly connections.

According to these data, the Huelva Port's commitment to the diversification of its activity as an intermodal and logistics port is bearing fruit with the growth of conventional general cargo, roll-on/roll-off and containerised cargo, concentrated in the intermodal platform of the South Wharf. To support this purpose, the recent launch in summer of 2023, of the Huelva-Casablanca-Spanish Mediterranean connection should be mentioned, as should the regular maritime connections between Huelva and northern Europe (United Kingdom, Holland and Germany).

With a total of 88,802 TEUs moved, the growth in container traffic compared to 2022 stands at 9.17%.

The Spanish Port System, made up of 28 Port Authorities, closed the year 2023 with an average decrease in goods of -3.3% compared to 2022. With this, Huelva's dock is once again in seventh place in the national ranking according to total traffic. However, in terms of liquid bulk traffic, and although the system shows a smaller average decrease (-3.7%), compared to

the -8.91% drop of the Huelva Port, the latter maintains its position in the table, retaining third place in volume of liquids, only surpassed by the Port of Algeciras and the Port of Cartagena.

Scheduled passenger traffic with the Canary Islands fell slightly (-1.20%), although it is the only item to have dropped in the traffic with the Canary Islands. With a total of five weekly departures, four roro-ropax and one container, Route 1400 Huelva Canarias has experienced a significant increase in the movement of goods vehicles with a 22% increase and in Intermodal Transport Units (ITU's), with more than 34,000 units moved and an increase of 13.14%.

Hinterland and foreland. Main origins and destinations of goods (I_11)

Export hinterland 2023



Import hinterland 2023



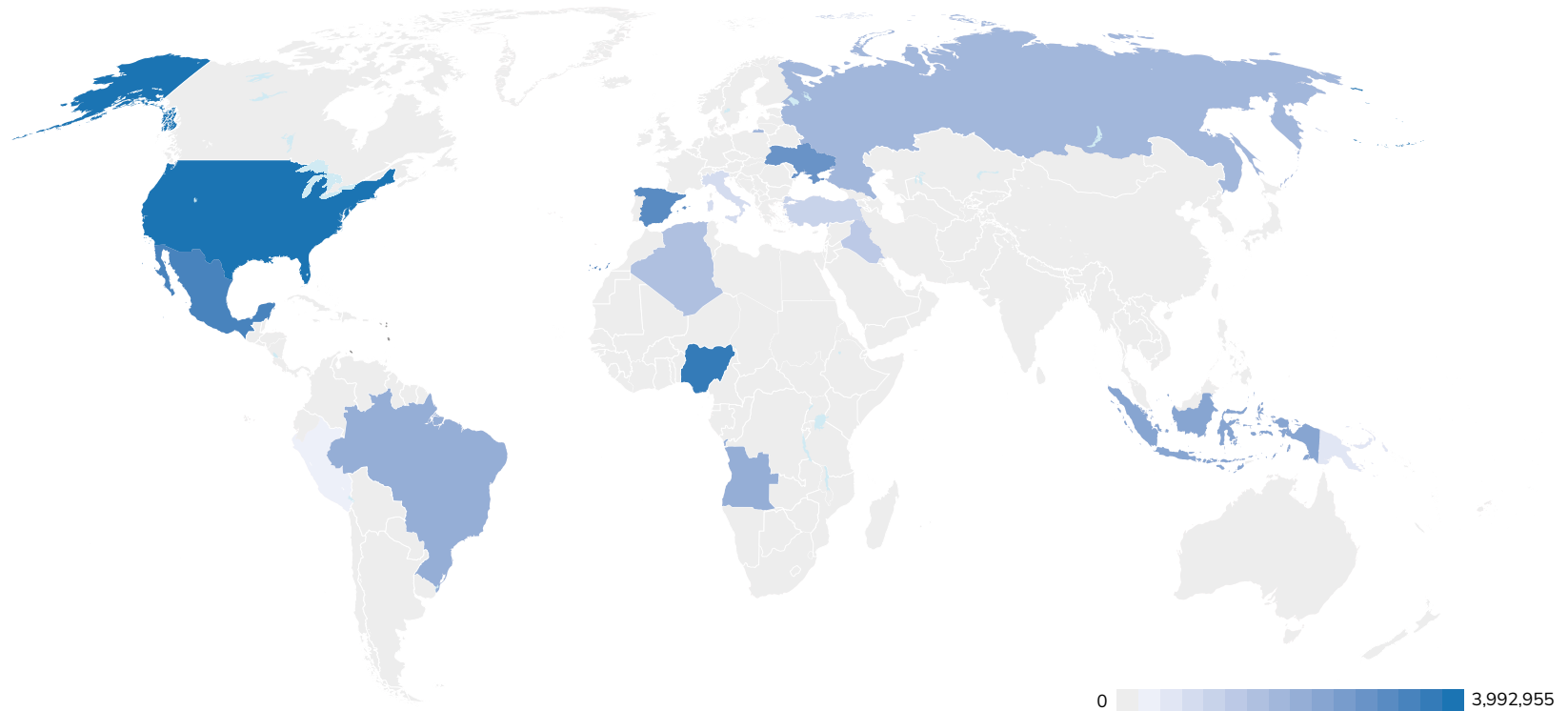
The foreland, or set of areas from to which imports are brought attracted and from which exports are distributed in the Huelva Port, is notable for its scope, given the countries of origin of the goods necessary for industry.

The import and export foreland is shown below, with the main origins and destinations of the goods.

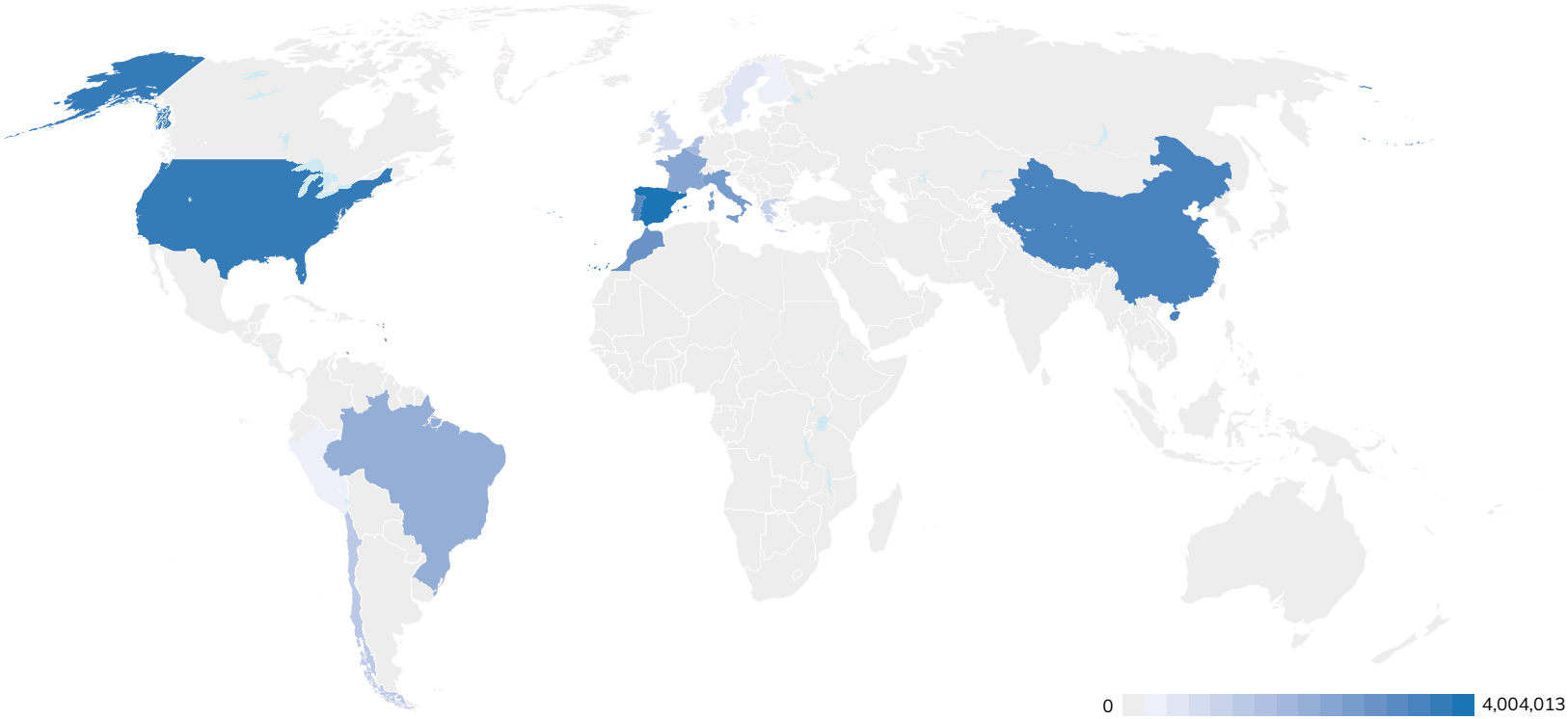
Import Foreland 2023	
USA	3,992,955
Nigeria	3,410,914
Mexico	1,195,710
Spain	1,184,661
Ukraine	752,614
Indonesia	673,854
Brazil	668,004
Angola	647,005
Russia	607,421
Algeria	549,616
Iraq	528,870
Turkey	443,960
Italy	378,568
Malaysia	298,421
Peru	294,052

Export Foreland 2023	
Spain	4,004,013
USA	1,377,416
China	763,450
Portugal	728,857
Morocco	544,651
Italy	532,067
France	458,531
Brazil	373,438
Belgium	351,817
Holland	241,410
Chile	193,691
Greece	183,268
United Kingdom	168,930
Sweden	131,545
Finland	112,447

Import Foreland 2023



Export Foreland 2023



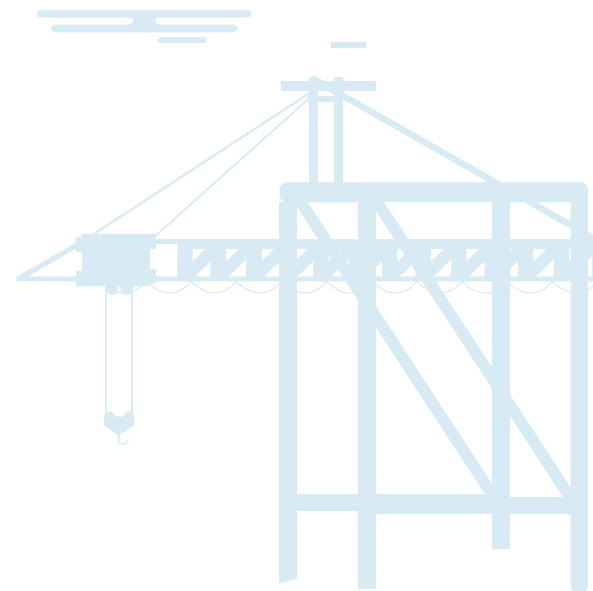
Turnover invoiced to top five customers (I_12)

Out of a total invoiced in 2023 of 46,232,675.18 euros, the amounts invoiced to the five main customers amount to 21,492,937.77 euros, 46.49% of the total.

	Invoiced amount	% invoiced/total
Total turnover	46,232,675.18	
Top five customers	21,492,937.77	46.49

The top five customers are:

Company	Invoiced amount	% of total
Company. Española de Petróleos S.A. CEPSA	8,479,079	18.34%
Enagás Transporte S.A.U.	5,023,146	10.86%
Ership S.A.U.	3,453,389	7.47%
Atlantic Copper S.L.U.	2,341,977	5.07%
Bergé Marítima S.L.	2,195,346	4.75%



Main sectors in economic development that rely on the port for their development (I_13)

The main sectors in which the companies of the Port Community develop their activity are:

Industrial sector

- a. Energy: Cepsa refinery, Enagás regasification plant, Magnon biomass plant, biofuel plants such as Bio-oils and Gunvor, etc.
- b. Metallurgical: copper cathodes leave the Ingeniero Juan Gonzalo Wharf from the Atlantic Copper smelter.
- c. Chemical: with plants such as those of Cepsa Química, Fertiberia, Venator, Fertinagro, Electro Química Onubense, etc.
- d. Mining: minerals enter the Ingeniero Juan Gonzalo Wharf, mainly copper concentrate for Atlantic Copper.

Logistics sector

- a. Hydrocarbons: Decal España, Exolum, Repsol.



Cruise tourism has been reactivated, so in 2023 18 cruises were made, with 15 small stops at the Levante Pier.

- b. Minerals: Impala Terminals.

- c. Regular maritime lines with Northern Europe, the Canary Islands, Morocco and the Spanish Levante: CMA-CGM, Naviera Armas-Trasmediterránea, Alisios Shipping, Balearia&FredOlsen and CMI. A new regular maritime container service was launched in 2023, connecting the Huelva Port with Casablanca and the Spanish Mediterranean, connected through the Port of Barcelona with transoceanic destinations.

Fishing sector

With a market for first sales and a wholesale market.

Cruise tourism sector

Cruise tourism was reactivated, and in 2023 there were 18 cruises, 15 of which were small stopovers at the Muelle de Levante and 3 for inland passage.

The other activity was related to commercial and port activities and services, such as: container terminals, shipping companies, stevedoring and unstowage, customs agencies, shipping agents, freight forwarders, bunkering, provisioning, supply, ship repairs, storage, etc.

1.6 Services

Services provided by the port (I_14)

The services provided as part of the port activity are guided by the provisions of the current *Royal Decree 2/2011, of 5 September, which approves the Consolidated Text of the Law on State Ports and the Merchant Navy (TRLPEMM)*, within the framework of free and fair competition between operators, as established by the aforementioned Law. They are classified into:

I. General services

II. Port services

III. Commercial services

IV. Maritime signalling service

I. General Services

These are the common services from which port users benefit without the need to request them, as well as those necessary for the fulfilment of the Port Authorities' own functions. The Huelva Port Authority provides the following general services:

- Organisation, coordination and control of maritime and land port traffic.
- Coordination and control of operations associated with port services, and commercial and other activities.
- Signalling, beaconing and other navigational aids for the approach and access of the vessel to the port, as well as its internal beaconing.
- The police service in the common areas, without prejudice to the competences corresponding to other administrations.
- The lighting service of the common areas.
- The regular cleaning service of the common land and water areas. This service does not include the cleaning of docks and esplanades as a result of the storage and handling of goods, nor the cleaning of spills and polluting marine spills.
- Emergency prevention and control services, under the terms established by civil protection regulations, in collaboration

with the competent administrations for civil protection, fire prevention and extinguishing, rescue and pollution control.

- Basic rail infrastructure access service and basic access referred to in Article 46 of Law 38/2015 of 29 September 2015 on the rail sector or minimum access package referred to in Annex II of DIRECTIVE 2012/34/EU OF THE EUROPEAN PARLIAMENT AND OF THE COUNCIL of 21 November 2012 establishing a single European railway area.

In general, the Port Authority is responsible for the provision of general services, notwithstanding the fact that management may be entrusted to third parties when safety is not at risk or when they do not involve the exercise of authority.

Since 31 March 2015, a series of service contracts have been signed between the Huelva Port Authority and the Society for Maritime Rescue and Safety (SASEMAR) for the provision of the general service of management, coordination and control of port maritime traffic. This contract, which originates from the Framework Agreement of Collaboration between the Society

for Maritime Rescue and Safety and the Public Body Puertos del Estado, was signed in March 2014 and regulates the corresponding levels of provision.


In order to maintain the continuity of the service, the Huelva Port Authority and SASEMAR signed new contracts on 31 March 2021. These may be extended annually for a maximum of two years. On 03 April 2023, the last contract was signed to

General services are those from which port users benefit without the need for a request.

guarantee the provision of the aforementioned services for a period of 4 years, which may also be extended annually, with a maximum of two extensions. In addition, an Addendum has been signed for the provision of additional services as of 1 January 2024 for a period of 39 months, plus an additional 24-month extension, to coincide with the total term of the contract.

II. Port Services

Port services are the activities that are necessary for the operation of the ports, aimed at enabling



the operations associated with maritime traffic, in conditions of safety, efficiency, regularity, continuity and non-discrimination, and which are carried out within the territorial scope of the Port Authorities.

These activities, which are increasingly diversified and complex, should be carried out by private initiative on a freely competitive basis, with the established legal exceptions,

guaranteeing, in all cases, compliance by the applicant with the conditions and requirements set out in the TRLPEMM.

The provision of port services requires obtaining the corresponding licence from the Port Authority, which can only be granted after approval of the corresponding Regulatory and Particular Specifications for the corresponding service.

The port services are: technical-nautical (pilotage, harbour towage and mooring and unmooring), passenger services, ship waste reception and cargo handling.

On 15 February 2017, the European Union (EU) Regulation 2017/352 of the European Parliament and of the Council was adopted, creating a new common regulatory framework for the provision of port services and on the financial transparency of European ports and including bunkering of ships and reception of cargo residues as a port service. Despite the fact that all EU Regulations are a legal act defined by article 288 of the Treaty on the Functioning of the European Union which

Port services are the provision activities that are necessary for the operation of ports aimed at making it possible to carry out operations associated with maritime traffic, under conditions of safety, efficiency, regularity, continuity and non-discrimination.

has a general scope, being mandatory in all its elements and directly applicable in all countries (EU), Puertos del Estado is currently drafting a legal provision to transpose the Regulation into the national legal system. From this point onwards, the procedure in the Law should be

established to grant the corresponding service licences and, among other things, the approval of the specific specifications.

Until this is carried out, in accordance with current legislation, the situation of Port Services in the Huelva Port is as follows:

Pilotage service

The Tender Specifications for the tender for awarding the licence to provide the port pilotage service in the Huelva Port was approved by the Board of Directors at its meeting of 26 June 2013.

The Board of Directors of the Huelva Port Authority, at its meeting held on 11 December 2013, granted a licence for the provision of the Pilotage Port Service in the Huelva Port to Corporación de Prácticos del Puerto y Ría de Huelva, S.L.P., for a period of ten (10) years, under

the conditions and requirements established in the Specific Specifications of the Pilotage Port Service of the Huelva Port and in the Tender Specifications.

Some legal provisions have come into force over the course of the valid term of the Licence, such as Law 2/2015 on the discontinuation of the indexation of the Spanish economy, and European Union Regulation (EU) 2017/352 of the European Parliament and of the Council of 15 February 2017 creating a new common regulatory framework for the provision of port services and adopting common rules on the financial transparency of ports, both of which apply to all Port Services and which therefore render obsolete the 2012 Specific Specifications for the Pilotage Service in the Huelva Port, making it necessary to draw up and process new specifications following the guidelines established in these provisions, in addition to the reference regulations of Royal Legislative Decree 2/2011, of 5 September, which approves the Consolidated Text of the Law on State Ports and the Merchant Navy, or subsequent regulations that replace it.

In view of the expiry of the term of the licence granted to the Corporación de Prácticos del Puerto y Ría de Huelva, S.L.P, the only possible provider of the pilotage service in the Huelva Port,

and taking into account the fact that the approval of a new regulatory specification for the service is pending, the Board of Directors of the Port Authority at its meeting held on 14 December 2023 agreed to continue the Pilotage Port Service in favour of the Corporación de Prácticos del Puerto de Huelva, under the same conditions under which the service has been provided, in all matters that do not contravene current legislation and in accordance with the provisions of Regulation (EU) 2017/352 of the European Parliament and of the Council, of 15 February 2017. All of the above is valid while the granting of a new licence is being processed, following the modification of the Specific Specifications of the Service and the corresponding tender for the granting of a new licence is resolved in accordance with the provisions in the Specifications of the corresponding tender.

Mooring and unmooring service

At present, the Huelva Port Authority is in the process of drafting a new regulatory

Currently, the Port Authority of Huelva is in the drafting phase of a new regulatory document for mooring and unmooring and towing services.

specification for the service, in accordance with the model sent by the OPPE State Ports Public Body), which incorporates the provisions of the European Union (EU) Regulation 2017/352 of the European Parliament and of the Council.

Notwithstanding the above, the Board of Directors of the Huelva Port Authority, at its meeting of 29 June 2023, extended the mooring port service licence for a period of one year, until the regulatory specifications are approved.

Towing service

At present, the Huelva Port Authority is in the process of drafting a new regulatory specification for the service, in accordance with the model sent by OPPE, which incorporates the provisions of the European Union (EU) Regulation 2017/352 of the European Parliament and of the Council.

Therefore, until the regulatory specifications are approved, the Board of Directors of this Port

Authority, at its meeting of 14 December 2023, extended the licence for the port towage service due to expiry of the term of the licence in force until then, for a period of one year and in any case until the specifications are approved. The licence granted for the provision of the minor towing service was terminated by the expiry of the last extension granted, following the resignation of the licence holder.

Ship-generated waste reception service

After the Port Services Committee was heard and the hearing of 25 August 2020 was completed, the Huelva Port Authority sent the draft specifications together with the complete dossier to the OPPE, which then issued a binding report.

On 17 February 2021, a report was received from the OPPE in which it was considered advisable to close the file and return the draft specifications to the Huelva Port Authority, so that the process of processing the specifications could begin again. In the meantime, the Board of Directors of this Port Authority, at its meetings of 29 June 2023 and 14 December 2023, extended the licences for port services for the reception of waste from the MARPOL V (solid waste) and MARPOL I (oily liquids) annexes, respectively,

due to the expiry of the terms of those previously in force, for a period of one year and in any case until the corresponding specifications are approved.

Passenger service

After the model was received by the OPPE, the drafting of the service specifications incorporating the provisions of the European Union (EU) Regulation 2017/352 of the European Parliament and of the Council has yet to begin.

Goods Handling Service

After the model was received by the OPPE, the drafting of the service specifications incorporating the provisions of the European Union (EU) Regulation 2017/352 of the European Parliament and of the Council has yet to begin.

Bunkering services for ships

In order to draft and approve the regulatory specification(s) segregated according to the type of product to be supplied, the OPPE is awaiting the drafting of the corresponding framework draft document(s) incorporating the provisions of the European Union (EU) Regulation 2017/352 of the European Parliament and of the Council.



Notwithstanding the above, the Huelva Port Authority has granted provisional authorisations, under the conditions existing at present, until these special requirements are approved.

III. Commercial Services

These are activities of a commercial nature which, while not being port services, are linked to port activity. In accordance with the

applicable legal provisions, this type of service will be provided on a competitive basis with the prior authorisation of the Port Authority and in accordance with the corresponding special conditions.

A large number of activities are carried out in the Huelva Port under this type of service.

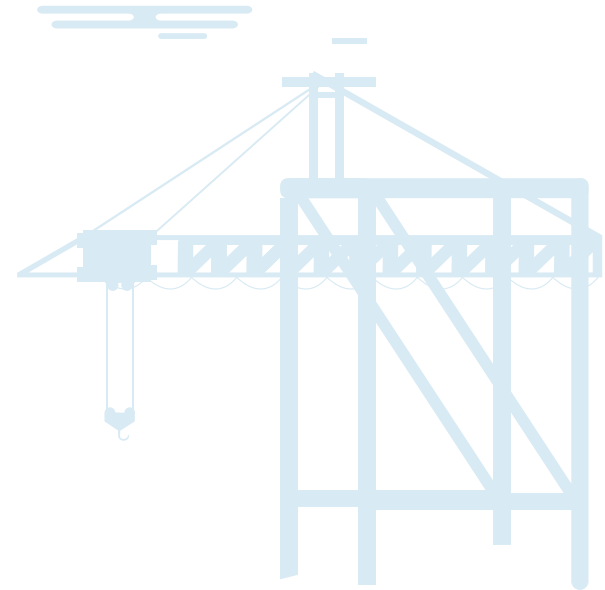
IV. Maritime signalling service

This service consists of the installation, maintenance, control and inspection of active or passive visual, acoustic, electronic or radio-electric devices, aimed at improving the safety of navigation and the movements of ships in the Spanish coastal sea, and, where appropriate, confirming the position of ships in navigation.

The provision of this service in the Huelva Port Authority is reflected in the geographical area assigned for this purpose¹.

Likewise, in the [following link](#) you can see the beaconing area of the water zones I and II of the Huelva Port.

Commercial services are those activities of a commercial nature that, not having the character of port services, are linked to port activity.



¹ See General Plan of the Huelva Port.

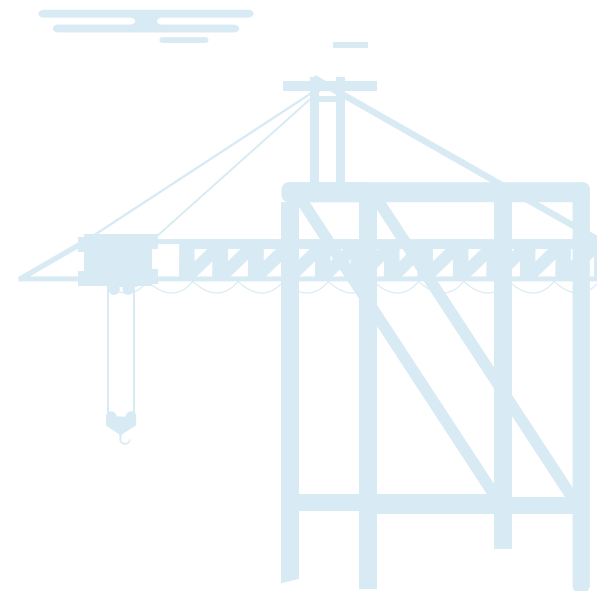
Number of companies operating in the port under concession, authorisation or licence (I_15)

Companies holding a concession or authorisation for private occupation of the public domain linked to the movement of goods, passengers, fishing, nautical sports or shipbuilding and ship repair

Type of occupation	Number of companies
Concessions	96
Authorisations	11

Port service providers operating in the port during 2023

Type of services	Number of companies
Goods handling	7
Reception of ship-generated waste	2
Pilotage	1
Trailer and small trailer	2
Mooring	1



Actual land area in commercial use (I_16)

Land area available for concession (m ²)	1,690,659 m ²
Land area under concession (m ²)	635,741 m ²
Ratio (%)	37.60 %

The data shown in the table above is the land under concession and available for concession defined as being for commercial use. However, the total land area of the service area of the Huelva Port is **17,841,824m²**, with an estimated **5,246,600m²**, or approximately 29.41%, being fully available for concession. The rest of the land is subject to urban planning and/or environmental restrictions, or for use as general services (communications, green spaces, etc.). In 2023, the total area under concession was **4,154,129m²**, of which **3,397,944m²** was occupied land.



Percentage of tonnes moved in concessionary or licensed maritime freight terminals (I_17)

The total freight traffic corresponding to maritime freight terminals, whether concessionary or authorised, is as follows:

	2021	%	2022	%	2023	%
Tonnes moved	30,685,994	100.00	32,145,663	100.00	30,085,963	100.00
Monobuoy-CEPSA	8,051,082	26.24	9,555,518	29.73	8,478,594	28.18
Oil tankers - CEPSA			3,996,218	12.43	4,230,969	14.06
DECAL	3,672,667	11.97	2,806,234	8.73	3,217,081	10.69
Enagas	3,569,190	11.63	4,541,778	14.13	3,120,541	10.37
Reina Sofia-CEPSA	3,793,603	12.36	3,268,582	10.17	2,539,114	8.44
Impala Terminal	1,130,158	3.68	1,467,464	4.57	1,050,285	3.49
Atlantic Copper	692,643	2.26	481,224	1.50	740,169	2.46
YILPORT (formerly CONCASA)	520,439	1.70	496,443	1.54	588,244	1.96
Algeposa (formerly TMH)	177,602	0.58	332,333	1.03	495,553	1.65
Balearia	333,484	1.09	411,747	1.28	482,627	1.60
Cinta Bergé cereals (MIJG)			171,488	0.53	266,344	0.89
Levantino Aragonesas (Fertinagro Sur)	126,778	0.41	111,053	0.35	172,939	0.57
Fertiberia fertilisers	55,037	0.18	86,935	0.27	85,187	0.28
Fertiberia phosphoric	38,569	0.13	17,400	0.05	-	-
Total Terminals	22,161,253	72.22	27,744,417	86.31	25,467,646	84.65

1.7 Quality of service

Information mechanisms provided by the Port Authority guaranteeing transparency of information about the conditions for operators wishing to provide services in the Port or to apply for a concession (I_18)

Those interested in establishing themselves in the service area of the Huelva Port are informed through the technical services, which, in detail, communicate each and every one of the conditions required by the applicable regulations. Likewise, the website of the Huelva Port Authority provides adequate information on the technical characteristics of the Port and its facilities, rates and tariffs, etc., facilitating information about the port and its activities.

In the case of occupations of the public domain (concession/administrative authorisation), the conditions are set out in a series of conditions regulating each administrative title that follows the structure and conditions established in Order FOM 938/2008, of 27 March, which approves the general conditions for the granting of concessions in the state port public domain.

Likewise, said Specific Terms and Conditions are currently in accordance with the provisions of Royal Legislative Decree 2/2011, of 5 September, which approves the Consolidated Text of the Law on State Ports and the Merchant Navy.

In relation to the provision of services, the aforementioned Law regulates the different types of services to be provided in the Port Authorities, specifying the procedure to be followed for granting the corresponding licence, as well as the content of the corresponding regulatory specifications of the service. The mechanisms used by the Huelva Port Authority to authorise the provision of the corresponding service, or the occupations in the port public domain that these services require, through the current applicable legislation mentioned above, fully guarantee transparency for adequate knowledge of the conditions necessary to operate in the Port.

Adequate information regarding the technical characteristics of the Port and its port facilities, taxes and rates, etc. is provided through the Huelva Port Authority website.

Port Authority initiatives to improve the efficiency and quality of the service (I_19)

On 24 November 2023, the Port Services Committee met to discuss the tariff review of the port services of pilotage, towing, mooring and unmooring of ships and collection of waste from ships in the Huelva Port for the financial year 2024, where it was decided within the Committee to propose to the Board of Directors a tariff freeze for all port services. On this basis, the Board of Directors of the Huelva Port Authority, in a meeting held on 14 December 2023, agreed to maintain the amounts of the tariffs currently in force for all port services for the year 2024 and in any case until the new Specific Specifications for each port service are approved, where the corresponding tariffs for each service will be established.

During 2023, 5 Agreements regarding good environmental practices have been in force, specifically with the companies Atlantic Copper, Decal España, CEPESA, Enagás and Impala Terminals.

Companies benefiting from a bonus to encourage improvements in the quality of service (I_20)

Quality bonuses

In relation to the benchmarks that serve as a basis for the application of the bonuses provided for in article 245 of RD 2/2011, point 2, section b); in 2023 verification audits were carried out on the companies Atlantic Copper, DECAL España, ALGEPOSA, CEPESA, Enagás, IMPALA TERMINALS and BERGÉ Marítima S.L., obtaining a satisfactory result and resolving that the system is implemented in a mature and effective state. The total amount subsidised for this concept during the year 2023 amounted to 651,153.54 €

With regard to the bonuses under Article 245, point 2, paragraph a), the shipping companies BALEARIA and ARMAS have been granted a total amount of 5,052.49 € for their vessels.

HPA personnel are always present in the verification audits of the State Ports Quality References.

Best environmental practices

Five agreements on best environmental practices were in force in 2023, specifically with the companies Atlantic Copper, Decal España, CEPESA, Enagás and IMPALA TERMINALS. These bonuses are granted in accordance with the provisions of article 245.1 b) of Royal Legislative Decree 2/2011, of 5 September, approving the Consolidated Text of the Law on Ports and the Merchant Navy, which establishes that when the holder of a licence to provide the port goods handling service or the holder of the concession or authorisation of a goods handling terminal fulfils the requirements mentioned in said article, a 15% rebate will be applied to the activity fee in general and 20% to that corresponding to traffic handling solid or liquid bulk goods.

An essential requirement of these agreements is the performance of a specific audit by an accredited entity to verify the company's compliance with environmental requirements and the degree of environmental performance required for the establishment or renewal of such agreements. In addition to the


aforementioned entity, technical personnel from the Huelva Port Authority are also present to effectively monitor proceedings.

Likewise, the best practice agreements require operators to effectively invest a significant fraction of the amount of the subsidies received in the environmental improvement of their activity, the sum of which is always equal to or greater than 40% of the subsidy received in the year.

Initiatives to receive or handle complaints or suggestions (I_21)

Complaints and suggestions are received through the General Register in person or through the Electronic Headquarters and are channelled to the Planning, Internal Control and Management Systems Department, which filters, analyses and internally refers the communication to the area of activity that may be related to it. The Department of Planning, Internal Control and Management Systems monitors complaints and suggestions and communicates them to the persons concerned.

31 complaints and 5 suggestions were received through the General Register in 2023.



Of the 31 complaints received, 10 related to infrastructures or elements requiring corrective maintenance, 2 to signalling and the other 6 to other types of services provided by the Port Authority. The remaining 13 did not fall within the competence of the Huelva Port Authority.

Of the 5 suggestions, 3 have led to improvement actions by the HPA related to the improvement

of services and street furniture in the service area.

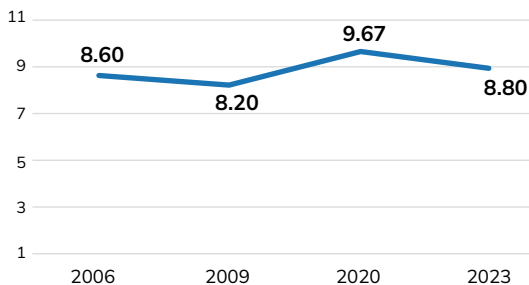
The Huelva Port Authority also requires and annually reviews the register of complaints and suggestions of the operators subsidised by the Quality Standard in the audits of compliance with the standard, which are attended, among other reasons, to take the pulse of the subsidised

terminals and the service they provide. No significant complaints or suggestions were received in 2023.

With regard to the satisfaction survey on services, it is carried out every two years and covers all the agents involved; the last one was carried out in 2022. However, the satisfaction survey aimed only at ship captains is maintained on an annual basis, as it is usually more difficult to obtain a significant sample to extract information from this segment of the population. They have been collected through consignees, shipowners and shipping companies by e-mail. The estimated sampling error is 4.12%.

Overall satisfaction of shipmasters with the Huelva Port in 2023 and in previous years is shown in the line graph below:

Overall satisfaction of shipmasters



The table below shows the data relating to the general aspects of captains' satisfaction with the HPA from 2006 to the last measurement in 2023; as well as the difference between the values recorded between 2023 and 2020.

	2006	2009	2020	2023	Difference 2023-2020
Overall satisfaction with the Port of Huelva	8.60	8.20	9.67	8.80	-0.87
Overall quality of services	8.56	8.33	9.71	8.70	-1.01
Security of operations and equipment available	8.60	8.38	9.76	8.87	-0.89
Level of surveillance, security and custody in place	8.50	8.73	9.59	8.82	-0.77
Care for the environment by the HPA	8.70	8.70	9.59	9.12	-0.47
Friendliness and treatment of HPA staff	9.00	8.57	9.71	9.12	-0.59
Accessibility of the HPA to file a complaint or claim	8.83	8.71	9.53	9.08	-0.45
Effectiveness of the HPA in solving problems	9.00	8.67	9.62	9.10	-0.52
Total cost of the operation in the Port of Huelva	10.00	8.33	9.58	9.00	-0.58
Level of cleanliness of the service area			9.40	9.00	-0.40
Port police cooperation			9.56	8.87	-0.69

Although general satisfaction with the Huelva Port expressed by this group has decreased slightly, standing at an average of 8.80, the analysis of the distribution of frequencies of general evaluations indicates that all the captains interviewed are still satisfied with the services received in the Huelva Port. The detailed analysis of the satisfaction of the captains shows that, although all aspects have

registered a slight decrease, this is due to the high levels of satisfaction with which the Huelva Port has been operating, and which makes it difficult and demanding to maintain levels of around 9/10 and above.

This year data from a study commissioned by Puertos del Estado was used to carry out a "Measurement of the quality of technical-nautical port services" in Spanish ports. This study yielded the following data:

above the rating for the coast to which the Huelva Port belongs. Towage in the Huelva Port has particular characteristics and a larger than normal number of vessels need to be available to be able to attend to the LNG carriers operating with the regasification plant.

Of the observations made in this survey, only one possible improvement should be highlighted in relation to the coordination and communication of port traffic.

	KPMG		
	Average of the Spanish Port System	Average South Atlantic-Canary Islands frontage	KPMG HPA 2023
Pilotage	8	7.7	8.2
Towage	8	7.2	7.8
Mooring	8.6	8.4	8.6

It can be seen that the data for pilotage in the Huelva Port are higher than the national average and the average for the southern Atlantic coast and the Canary Islands. For mooring, the rating obtained is equal to the national average and 2 tenths above the average for the South Atlantic and Canary Islands, except for towage, which obtained a slightly lower rating than the average for the Spanish Port System, being

The data for Pilotage in the Port of Huelva are higher than the state average and the average for the southern Atlantic coast and the Canary Islands.

1.8 Integration into the transport system. Sustainable mobility

Current and planned road and rail accesses and promotion of port-rail intermodality (I_22)

The main accesses to the Huelva Port by road are from the A-49 motorway (Seville-Huelva-Portugal), via the N-441 (to the North), H-31 (to the East) and H-30 (Ronda Este de Huelva), which extends to the South with the N-442, from which the Outer Port is accessed. Also important for the Huelva Port are the N-435 (from Badajoz and Zafra to Huelva) in the connection with Extremadura, which connects with the A-49 in San Juan del Puerto, the N-431 (Huelva-Portugal) and the regional roads A-494 (from San Juan del Puerto to Matalascañas via Mazagón), A-5000 (from Huelva to San Juan del Puerto), A-5025 (from A-494 to N-442 via La Rábida) and A-497 and A-492 which, via the bridges over the river Odiel, link the port area with Punta Umbría and other towns on the west coast of Huelva.

The most important actions planned for the Huelva Port in terms of external road network connections are those which ensure a good level of service on the A-49 motorway, as well

as on the N-435 to Extremadura. Specific work includes the continuation of the work to increase the capacity of the A-49 in the sections with the highest traffic intensity and the transformation of the N-435 (future A-83) into a dual carriageway, such as the Trigueros and Beas bypasses.

The internal roads of the Service Area are in a condition to provide an excellent level of service. Its main artery is the route formed by the Avenida de Hispanoamérica, the Avenida Francisco Montenegro (Punta del Sebo road) and the Tinto Bridge, linking the inner docks and the Outer Harbour. Through the connection line with the general network, the Huelva Port links up with the General Interest Railway Network managed by ADIF, with the Huelva Mercancías railway logistics terminal nearby, from which goods are dispatched, received and classified with the possibility of self-service management.

With regard to internal connections of the road network, actions are being carried out, such as the new link between the N-442 and the single access to the Outer Port (last mile action); and others of special interest are planned, such as

the New Bridge over the River Tinto, connecting the A-494 at the Palos de la Frontera Bypass, with the H-30 (Huelva East Ring Road).

The N-442 joins the towns of Huelva and Mazagón and supports intense traffic, with a high presence of heavy vehicles from the existing industrial estate where the CEPESA refinery and the Enagás regasification plant are located, not to mention the whole of the Outer Wharf of the Huelva Port where the South Wharf is located, which is used for general merchandise and containerised traffic as well as for the regular ferry line at present, this being the place that could have the greatest expansion and future opportunities for the Huelva Port. In the summer season, this traffic is especially intense, as it is the communication route between Huelva and the access to the beaches of Mazagón and its surroundings.

For all these reasons, it is necessary to widen the entire road, an action that has been planned for more than a decade, as well as a reorganisation of all the accesses to the N-442, by means of service roads, the elimination of some intersections or their replacement by junctions

(at different levels) and an increase in capacity, without forgetting the construction of the second bridge over the Tinto River to relieve the flow of traffic and ensure exit routes in the event of possible emergencies.

For the Huelva Port, public investments aimed at improving rail and road connectivity with the centre of the peninsula, via Seville, are strategic, as the V Centenary Motorway (A-49) is currently congested.

Following the presentation of a bid from the joint venture of the companies Inversiones Onuba, S.L. and Alvares Developments, S.L., it was decided to present the award of the tender in favour of this joint venture at the first meeting of the Board of Directors in 2024.

The tender for the ZAL development works will be launched in 2024.

With regard to rail connections, the Huelva Port Authority has had an agreement with ADIF since 2011. This agreement regulates the functions of the port's rail infrastructure manager and establishes the way in which it is connected to the General Interest Railway Network. All this in application of law 38/2015 of 29 September on the railway sector, which repeals law 39/2003.



With regard to the Improvement of Rail Accessibility, both in projects located within the Port Service Area and in relevant locations outside this Service Area, it is worth highlighting the completion in 2023 of the works for the fitting out of the Majorabique terminal for 550 m long trains.

The Huelva Port Authority and ADIF have signed an agreement which regulates the financial contributions of the HPA from the Port Land

Accessibility Financial Fund in relation to its contribution to the improvement actions on the Huelva-Seville Line. Specifically, 11 million euros have been earmarked for the construction of two 750-metre sidings on the Seville-Huelva line, which will allow 750-metre freight trains to run, thereby optimising the rail corridor.

Therefore, the Huelva Port has excellent land connectivity, especially by rail, with its

hinterland. However, projects to improve the capacity of these infrastructures for the new rail transport standards should be further developed.

Internally, the Huelva Port Intermodal Platform project, co-financed by the CEF Programme (Connecting Europe Facility), ended at the level of financing in 2021, with the road widening work concluding in July 2022. During the second half of the year, work was carried out on the final justification of the project, the total cost of the project being 18,588,727.38 €. The justification of the project was completed in 2023 receiving the final payment of 848,049.93 € and a total grant of 2,460,308.00 €.

The I-RAIL project (Interoperability of the rail system with TAF TSI in TEN-T Corridors), with the participation of the main players in the rail freight transport sector in Spain, Portugal and Italy, and the support of the European Union Railway Agency and the Spanish Railway Safety Agency, sets out also to improve interoperability in the exchange of information on European rail freight services through digitisation and the use of TAF and TSI technical standards (defined in the Interoperability Directive 797/EC/2016) and to make rail freight transport more competitive, both in terms of costs and time. In 2023, the

Huelva Port Authority finalised all the work on the development of the rail-port management tool. This tool will be integrated within the Digital Platform of the Huelva Port and is being developed by the Portel-Sener joint venture. It is estimated that they will be finally ready in the first months of 2024.

The ECO-GATE project ("European Corridors for Natural Gas Transport Efficiency") was completed in 2023. The HPA has carried out the development plan for the installation of a gas station in the service area of the Huelva Port at a total cost of 40,001 €, having received a subsidy totalling 19,991.99 €. This project aimed to study the improvement of the efficiency of

Since 2011, the Port Authority of Huelva has signed an agreement with ADIF that regulates the functions of the port's railway infrastructure manager and establishes the way in which it connects with the General Interest Railway Network.

the conventional and natural gas vehicle market and its connection to the European corridors, through the development of new technologies and innovative solutions for refuelling logistics services, clean fuels, refuelling infrastructure, vehicle and component manufacturers, and operational processes

The LNGHVE2 Logistics Solutions project was also completed in 2023. The aim of this project is to give Spain the option of offering a comprehensive solution to the new requirements of the maritime and railway sectors. The activities to be carried out include the adaptation of the LNG regasification plant at the Huelva Port, so that it can offer bunkering and small-scale services; the construction of an LNG supply lighter and the introduction of LNG as a fuel in a green maritime-rail corridor between the Huelva Port and the Majorabique dry port in Seville, through the retrofitting of a diesel locomotive to BIOGNL and the construction of a gas station at the Majorabique rail terminal. In 2022, the HPA decided not to continue with the project, with the agreement of Renfe Mercancías Enagas, once the engineering work on the locomotive had been completed.

Since 2020, the Huelva Port Authority, the HPA has been developing another CEF project

together with 17 European ports, called EALING (European flagship Action for Cold Ironing in Ports), which aims to accelerate the development of infrastructures that allow ships docked in the Port to be supplied with electrical energy during their stay there, with the consequent benefits in energy and environmental efficiency.

One of the main objectives of the project is to comply with Directive 2014/94/EU, which includes as a priority that the Core Ports of the Trans-European Transport Network, including

[During 2023, the demand study for the Railway Highway service in the Port of Huelva, which began in 2022, has been completed.](#)

the Huelva Port, should have the necessary infrastructures for the supply of electricity to shipson shore. These infrastructures should be available by 31 December 2030 for regular cargo lines, and represent a fundamental pillar in the fulfilment of the European strategy to convert ports into emission-free zones by 2030. In the specific case of the Huelva Port, the aim of the project is to carry out all the studies and engineering work necessary for the future construction of the port infrastructures known as OPS (Onshore Power Supply) or Cold Ironing,

so that when the current project is completed, the works can be put out to tender. The project also seeks to achieve technical and legal harmonisation at European level to standardise the processes for supplying electricity to ships. At the same time, it will reduce the energy costs of the ships operating in the Huelva Port, improving their competitiveness. Engineering work on the OPS infrastructure was carried out in 2023. The engineering work on the Levante Wharf and the ro-ro part of the South Wharf has been completed. The container project has been

drafted and a CBA and various deliverables, such as environmental studies, have also been carried out.

With regard to the project "Improvement of the Railway Interoperability and Connections with the hinterland of the Huelva Port", the study of demand for the Railway Motorway service in the Huelva Port, which began in 2022, was completed in 2023 and work is being carried out on the CBA. A master railway plan has been planned to analyse all the railway operations of

the Huelva Port and to prioritise investments. The project, which has been underway since 2018, includes multiple preliminary actions (engineering, cost-benefit analysis, etc.) prior to the execution of the future diversification works at the Huelva Port. One of these actions is the adaptation of the South Wharf rail terminal to allow the operation of the rail motorways. This activity will be a continuation of the analysis of the positioning and definition of a strategy for the Huelva Port in relation to rail motorways, and to take into account the necessary adaptation of the rail network to the interoperability characteristics of the Trans-European and Transport Network Corridors (TEN-T network) (train length up to 750 m). It also envisages the design of a siding in the inner harbour area to support the terminal and allow trains up to 750 metres long to be parked and to eliminate possible bottlenecks in the inner harbour network. The project also includes the design of the railway safety and communications facilities, the adaptation of the land located in the multi-purpose area of the south quay as a support area for the terminal's railway operations, a project for the rehabilitation and adaptation of the internal railway network to comply with the European interoperability standards defined for the basic network. The project also includes a traffic

reorganisation study (road and rail) in the area surrounding the Ingeniero Juan Gonzalo Wharf in order to promote rail transport by rail in this area of the outer harbour, eliminating certain existing operational difficulties.

This project is also financed with the CEF and is aimed at improving railway interoperability and connections with the area of influence of the Huelva Port, contributing to the objectives of decarbonisation of transport and compliance with the decarbonisation objectives set by the European Union. The budget exceeds 961,000 euros, with a maximum co-financing percentage of 50% for this project.

In 2022 the Huelva Port Authority received approval from the Sustainable and Digital Transport Support Programme for the project called ROUTE TO A RAPID, INTERCONNECTED

AND DIGITAL PORT. The objective of the project is the design, development, validation and implementation of a digital platform for the Port Community of the Huelva Port, consisting of a system of federated platforms based on European standards of NGSI-v2 data exchange and its implementation through the FIWARE ecosystem aimed at providing solutions for the digitalisation of processes and infrastructures and providing solutions to the needs of the port environment and the logistics chain and associated services inherent to the port through contextualised information sharing technology between the different agents of the network. Work began in 2023 on activities 2 and 3 of the project, which consist of the development of the sensorisation and data collection systems and the digital platform for the management of port services. In addition to continuing work on activity 4 of the number plate reading system.

The last project also financed by the CEF which led to the development of actions in 2023 was the Intermodal Platform II Project of the Huelva Port. This aims to transform the Huelva Port into a sustainable and resilient port through the construction of a new ro-ro ramp in the South Wharf and the implementation of the electrical energy supply in the Minerals Wharf for tugboats. The development of these works will make it possible to eliminate existing bottlenecks in the port infrastructure and improve the management of the expected demand for road traffic. The new infrastructure will further boost the development of the Atlantic Corridor, which includes the Huelva Port, as the official hub of the maritime connection with the Canary Islands. The project is co-financed by the CEF Programme (Connecting Europe Facility) and runs from 2022-2024 with a total investment of 22,396,950.93€ (Funding granted: €6,719,085.28).

The objective of the RAPID project is the design, development, validation and implementation of a digital platform for the Port Community of the Port of Huelva.

Traffic development developed by roll-on/roll-off loading and unloading (I_23)

The first ro-ro ferry milestone was in 2011 with the commissioning of a ro-pax ferry of Naviera Armas with a regular weekly call between Huelva and the Canary Islands. This was made possible by the installation of a floating ro-ro ramp by the shipping company.

In 2016, this type of traffic was boosted once again thanks to the inauguration of the new inspection facilities at the South Wharf to speed up veterinary and phytosanitary inspections of products of animal or plant origin entering the European Union through this infrastructure.

In 2018, the Huelva Port Authority acquired the ro-ro ramp that enabled the launch of a new line with the Canary Islands on the Balearia & FredOldsen line. In 2023 the number of weekly stopovers with the Canary Islands is a total of 4: 3 calls by Balearia & FredOldsen and 1 by Naviera Armas.



Developments in rail and road transport and road operations (I_24)

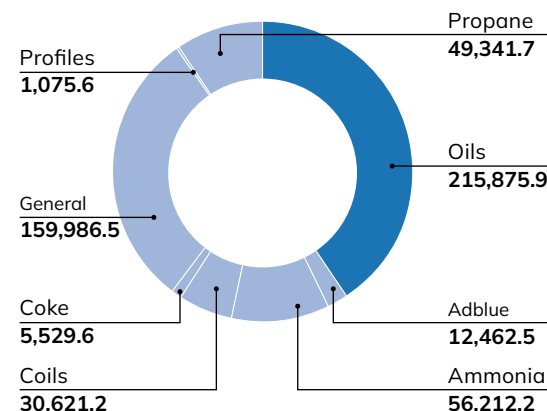
The following table shows the evolution over the last three years in the Huelva Port of the percentage of goods entering and leaving the Port by rail, in relation to the traffic handled by road and rail, as well as the evolution of the percentage of maritime goods entering and leaving the Port by rolling loading and unloading operations, in relation to the total of general maritime import-export goods.. The evolution of pipeline transport is also indicated given its importance for the Huelva Port..

The statistical summary for rail traffic in 2023 was as follows:

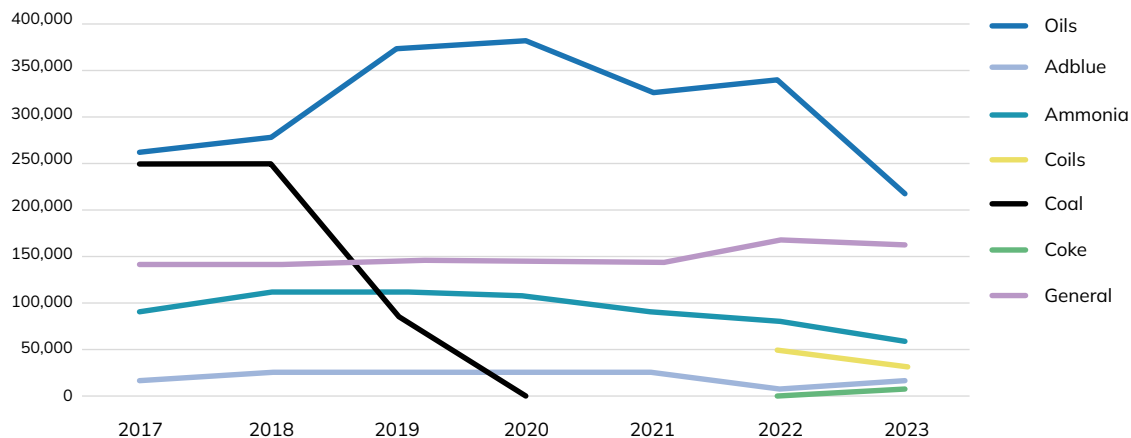
	2021	2022	2023
Tonnes moved	30,685,994	32,145,663	30,085,963
Railway	328,926	397,519	348,705
Road	5,969,435	6,344,527	6,646,559
Rail + road	6,298,360	6,742,046	6,995,264
% Rail/rail + road	5.22%	5.89%	4.98%
Pipelines	21,297,812	22,861,471	20,402,399
General Merchandise	1,190,359	1,296,694	1,459,115
Roll-on/roll-off cargo (non-TARAS)	458,632	586,783	651,446
% Rolling/M. General	38.53%	45.25%	44.65%

2023	
GOODS	TN
Oils	215,875.89
Adblue	12,462.50
Ammonia	56,212.25
Coils	30,621.23
Coke	5,529.64
General	159,986.53
Profiles	1,075.63
Propane	49,341.69
Overall total	531,105.36

Traffic segmentation 2023 (Tn)



Annual evolution of railway traffic



Sum of TN	2017	2018	2019	2020	2021	2022	2023	Overall total
Oils	260,940.97	277,520.01	371,579.98	380,303.16	326,355.06	338,350.96	215,875.89	2,170,926.03
Adblue	15,787.52	24,360.65	24,543.21	22,353.73	24,406.80	6,821.40	12,462.50	130,735.81
Ammonia	88,236.38	110,307.30	109,221.42	106,001.58	87,419.97	78,940.37	56,212.25	636,339.27
Coils	5,369.51	-	-	-	-	47,159.75	30,621.23	83,150.49
Coal	248,650.00	250,750.00	86,150.00	-	-	-	-	585,550.00
Coke	-	-	-	-	-	675.10	5,529.64	6,204.74
General	140,175.66	139,605.96	145,009.00	143,778.78	144,209.85	165,702.78	159,986.53	1,038,469.46
Profiles	-	-	-	-	-	-	1,075.63	1,075.63
Propane	59,908.05	68,608.94	75,343.25	45,902.97	56,164.01	72,455.85	49,341.49	427,724.76
Overall total	819,068.09	871,152.86	811,847.76	698,340.22	638,555.69	710,106.21	531,105.36	5,080,176.19

1.9 Institutional communication

Stakeholders (I_25)

The stakeholders identified by the Huelva Port Authority are as follows:

Port Customers and Users

These are the agents that contribute to the development of port activity in all its dimensions: logistics, industrial, commercial and services, and are classified as follows:

- End Clients
- Consignees
- Shipmasters
- Dealers
- Freight Concessionaires
- Fishery concessionaires
- Stevedores
- Service Providers
- Towage
- Customs Agents
- Institutions/Administrations
- Huelva Port Association

Social sectors of influence

- University
- Administrations
- Neighbourhood Associations
- School Community
- Trade Unions
- Entrepreneurs
- The media
- Other groups (cultural and sports associations, professional associations, charities and non-governmental organisations, etc.).

Communication with stakeholders (I_26)

The Historical Archives of the HPA, located in the Port Authority's Reception and Documentation Centre, and which depend organically on the General Secretariat, received a total of 6,700 queries in 2023, of which 2,900 were made by researchers and 3,800 by internal HPA agents.

The Department of Communication and External Relations has carried out external communication actions through the dissemination of **press releases**, the organisation of **public meetings**

and participation in **conferences and events** aimed at reinforcing the image of the Huelva Port.

Throughout the year, a total of 98 press releases were published to disseminate the main actions and projects carried out by the Huelva Port Authority during the year.

Progress has continued to be made in social media strategies, reinforcing communication through the HPA profiles on social networks such as Facebook, Twitter, Instagram, LinkedIn and Youtube. In the past year, the contents of the institutional Twitter, Facebook and Instagram accounts of the Presidency have been integrated into the HPA profile, in order to give it greater informative weight through a single institutional profile.

The Huelva Port's social networks disseminate news and contents that serve to promote the creation of a community around the Huelva Port, within the strategic line as a sustainable, environmental, economic and social port that is innovative and digitalised, and disseminating the growth projects of the Huelva Port in the logistics, industrial and port areas.

The total number of followers in 2023 has risen to 30,546 users, which implies a growth of 2,167 new followers, distributed on Facebook: +547 followers, with a total of 12,132; Instagram: +451 followers, with a total of 3,631; Twitter (X): +339 followers, with a total of 6,491; LinkedIn: 830 followers, with a total of 8,292 followers. In addition to this community of followers, there are also YouTube followers, with 103 more subscribers, making a total of 489.

In relation to the themes disseminated by the Communication Department of the Huelva Port Authority, the 150th Anniversary has played a major role and has permeated all the information disseminated and all the public events that have taken place.

In January, a pioneering action protocol was signed with PORTNET to strengthen relations with the ports of Morocco in the technological, commercial and operational fields. The Huelva Port was once again at FITUR, where it presented the new passenger terminal to attract potential users of the Huelva-Canary Islands lines and the remodelling project of the Muelle de Levante. The balance of total port traffic was very positive, closing the year with a total throughput of more than 32.1 million tonnes. In January, work began on a new double ro-ro ramp for berthing ships,



Image from September 2023 of the presentation of the II Sustainability Conference of the Huelva Port.

with an investment of more than 19.4 million euros.

In February, the Huelva Port hosted the 1st Conference of Businesswomen and Socially Committed Women from different fields to publicise their challenges and achievements. On this day, the model Laura Sánchez presented a promotional video of the 150th anniversary of

the Port under the slogan 'The heart of the city is in the port'.

In March, the northern extension of the South Wharf was inaugurated, the Ciudad del Marisco began its activity, the Levante Wharf remodelling project was presented and the Strategic Plan 2023-2030 with a vision for 2050 was approved at the last Board of Directors

meeting chaired by Pilar Miranda. A conference entitled 'Women's Perspective in Nautical and Cruise Tourism' also took place.

In April, the Huelva Port streamlined the management of ship calls and the movement of goods with the implementation of the new DuePort window. In May, the Huelva Port took a further step towards positioning itself as a reference in liquid bulk traffic with the award of the contract for the drafting of the project for a new terminal. In June, Renfe, Adif and the Huelva Port signed a protocol at the SIL in Barcelona for the implementation of a Railway Motorway between Huelva and Madrid. On 29 June, a direct connection with Morocco was launched at the South Wharf, after the start-up of a new Mediterranean-Huelva-Casablanca-Mediterranean container line of the MCI shipping company.

In July, the Lonja de la Innovación was awarded its first star as FIWARE iHub at the International Congress in Vienna on its anniversary. The works for the cold pipeline that will connect Enagás with the Cold Logistics Hub of the Huelva Port were also put out to tender.

In August, the presidents of the port authorities of Andalusia visited the exhibition dedicated



Laying of the first stone of the double roro ramp with the Andalusian Regional Minister of the Presidency, Interior, Social Dialogue and Administrative Simplification, Antonio Sanz.



Juanma Moreno, President of the Andalusian Regional Government, and the Secretary General of Transport and Mobility of the Ministry of Transport, Mobility and Urban Agenda (Mitma), María José Rallo.

to the ports and the 150th Anniversary of the Huelva Port during the Fiestas of Columbus together with the mayoress of the city.

In September, the [2nd Conference on Environmental Sustainability and Port Management](#) was held with a multidisciplinary panel of more than 40 national and international experts. In October, the Huelva Port took part in the Fruit Attraction exhibition, where it gave

In September, the II Conference on environmental sustainability and port management was held with more than 40 national and international experts.

a presentation on its range of services and connectivity for the fruit and vegetable sector. This month, the Port began the last phase of the demolition process of the old fish and seafood exporters' warehouses on the Muelle de Levante. In the cruise sector, the luxury cruise ship Island Sky docked for the first time. On 10 October, the remodelling of the area around the Columbus Monument was inaugurated, after it became an open and accessible space for the



Exhibition at the Fiestas of Columbus dedicated to the Andalusian ports of general interest.



Speech by the President of the Huelva Port, Alberto Santana, during the inauguration of the remodelling.

city. On the other hand, a strong rain and wind storm destroyed more than 60% of the 800 pine trees on the Paseo de la Ría. A total of 157 CSR projects benefited from the port-city resolutions awarded by the Huelva Port.

In November, the Huelva Port hosted the annual Short Sea Shipping Conference (SSS) to discuss new trends in logistics chains. In December, [the Christmas switch-on](#) of the Huelva Port was celebrated with a large number of people. In mid-December, the 'Port Day' was held to mark the culmination of the events celebrating the 150th anniversary of the Port and the presentation of special mentions to Puertos del Estado, AIQBE and the Food Bank.

In mid-December, 'Port Day' was celebrated, which culminated the events celebrating its 150th anniversary.



The president of Puertos del Estado, Álvaro Rodríguez Dapena, receives the award from the president of the Huelva Port, Alberto Santana.



Switching on of the Christmas lights in the Huelva Port.

In relation to internal communication, the actions implemented through the various instruments already in place and in operation have been consolidated:

1. Cascade communication, transferring and organising HPA information from the management and the presidency to the different areas of responsibility, and from there to all work teams, so that in a short time everyone is aware of the content of the information.
2. Internal communications.
3. Inclusion of updated content on the website from each of the HPA's areas of responsibility, with new sections relating to the 150th Anniversary commemorative events, ROUTE 1400, Logistics Activities Zone, Recovery, Transformation and Resilience Plan and Commitment to Equality. All of them are highlighted on the entity's landing page.
4. Employee portal as a tool for the management of the Port Authority's Human Resources and to help its employees from the point of view of Internal Communication.

5. SharePoint of the Integrated Management System (SIG) which, in addition to offering access to all the documentation of the System, has a news channel where news related to the SIG is replicated along with an open form for the collection of ideas and/or suggestions from HPA staff.
6. Port Authority Publications. The publications that the Port Authority publishes: Statistical Report, Sustainability Report, The Port in Figures, Tide Tables, and others, can be downloaded from the website, which is an important corporate information tool.
7. Annual newsletter that is distributed to all internal and external audiences of interest to the HPA in order to keep them up to date with the latest news about the organisation.
8. Social media rating reports. A tool for measuring the behaviour of the audience on the internet in the different social networks and

This year, the first visits to the Port of Huelva facilities were made for workers and their families.

their interaction with the news and current affairs of the Huelva Port. Through these statistics, it is possible to identify the interests and demands of citizens, as well as the contents that reflect greater or lesser interest and the most shared formats.

9. This year, presentations were made on the Strategic Plan for the Huelva Port 2023-2030 with a vision for 2050.
10. This year, the first visits to the Huelva Port facilities for workers and their families took place, the aim being to continue with them. This internal communication activity responds to the provisions of the Strategic Plan for the Huelva Port 2023-2030 with a vision for 2050, including strategic axis 3, which defines the Huelva Port as a sustainable, environmental, economic and social port that is digitalised and innovative, includes the need to "strengthen the commitment to people and society". As part of this objective, operational objective 2.2 establishes the importance of "achieving a cohesive team with renewed profiles".

Main concerns of stakeholders (I_27)

Through the social networks, the Huelva Port Authority has reinforced feedback with users by promptly responding to suggestions and complaints from citizens once the Communication Department has consulted with the corresponding areas of responsibility. In addition, work has also continued on the suggestions channel on the website and the Huelva Port Authority's own Registry. All these tools are helping the community of citizens around the Port to perceive that there is an active listening process for their demands, which is helping to consolidate the image of a port that is neighbourly and receptive.

Coordination and collaboration projects with other administrations (I_28)

Collaborations were formalised in 2023 with other entities as part of the opening up of the Huelva Port to the city, reinforcing the institutional role that the Huelva Port Authority has acquired in the social sphere of Huelva. This link is demonstrated by these new collaborations with citizens' organisations and groups, which are added to the already existing network of good relations with the different



Meeting with the Provincial Council of Huelva to define tourist packages for cruise ships.

administrations, at state, regional, provincial and local level, reflected in the joint projects they develop and in the decisive support they give to other activities that they promote.

Likewise, the agenda of institutional and business meetings has continued, which has led to the strengthening of links with the social and business fabric of our environment. Likewise, after the inauguration of the President of the Huelva Port, institutional meetings and visits to different companies in the port community were held.



Visit of the ship Relámpago to the Huelva Port in August.



Sea Cloud Spirit cruise ship docked at the Levante Wharf.



Visit of the President of the Huelva Port, Alberto Santana, with the Government Delegate in Huelva, José Manuel Correa, and the Mayoress of Huelva, Pilar Miranda, to the New Huelva Shipyard installations.



The Huelva Port participates in a tree planting ceremony at the Natural Wetlands Site of Odiel together with volunteers from the Red Cross, the Territorial Delegation of Sustainability, Environment and Blue Economy and the Gañafote Cup international grassroots football tournament.

Technical or business associations that the Huelva Port Authority belongs to (I_29)

The importance of the Huelva Port as an engine of the provincial economy, its concern for the environmental management of port activity and the importance of the Port-City action programme have led the Huelva Port Authority to become a member of several technical and business associations.

At the provincial level:

- **Onubense Federation of Employers.**
- **HuelvaPort.**

At the regional level:

- **Suncruise Andalusia.** This is an association for the promotion of cruise traffic in the ports of Andalusia. All commercial activity towards the cruise segment is to be channelled through this association and membership of other associations of a more international nature shall be abandoned.
- **Red Logística de Andalucía,** created as an alternative for safer and more sustainable

transport in our community and the management of logistics centres.

At the national level:

- **Technical Association of Ports and Coasts (ATPYC).** Technical and scientific association to promote technological progress in the field of ports and coasts, fostering a common culture among professionals in these areas.
- **Spanish Association for the Promotion of Shortsea Shipping.** Partnership for the development of competitive multimodal transport chains with relevant participation of the maritime mode. The Huelva Port Authority has been a member of the Board of Directors of this association since 2021, through a seat held by the Head of the Business Development and Commercial Department, Mr. Jaime Manuel Beltrán Sanz
- **ACE (Spanish Shippers' Association).** This association has been recognised by the Directorate General for Transport of the Ministry of Public Works as a representative company of the most important loading companies in Spain.

- **ACTE: The Association of Transport and Logistics Centres of Spain,** of which the ZAL of the Huelva Port is a member, aims to develop and promote collaborative relations between the Transport and Logistics Centres located in Spain, promoting the development of same and providing logistics and planning systems that contribute to the improvement of their facilities and services with the special promotion of intermodality, environmental protection and sustainable development.

- **Spanish Transport Association:** the European Transport, Logistics and Mobility Association is made up of organisations from all areas of the transport, logistics and mobility sector. Its mission is to promote knowledge, research, modernisation and professionalisation of the transport sector, as well as professional networking..

At the level of the Iberian Peninsula:

- **Iberian Association of Natural Gas for Mobility (GASNAM),** created in April 2013 with the aim of promoting the use of natural gas in mobility, both terrestrial and maritime, in all sectors of economic activity in the region. In 2020, the HPA joined the Board of Directors,

having been elected as a member of the Maritime Section of the Board. The shipping company Balearia, a good client of the Huelva Port, has also joined the Board of Directors in the Maritime Section as a member. The Association provides relevant data for the commercial monitoring of activities such as LNG bunkering, fleet development of ships and gas-powered trucks. It participates in working groups within the association.

At international level:

- **PIANC.** Association, with headquarters in Brussels, created to promote, at international level, development in the design, construction, improvement, maintenance and operation of inland and maritime waterways, ports and coastal areas. Spain is represented by the ATPYC.
- **IAPH.** International Association of Ports and Harbors. Association, headquartered in Tokyo, for the development of international frameworks for the common interests of port activity.
- **ESPO.** Promotes the common interests of its members throughout Europe and also in

dialogue with European stakeholders in the port and maritime sector.

- **MedCruise.** An association for the promotion of cruise traffic in the ports of the Mediterranean and its adjacent seas.
- **Chemical Parks in Europe (ECSP).** Promotes new investments in integrated, innovative and competitive chemical clusters and industrial complexes in Europe.
- **RETE.** An international non-profit association that aims to promote and facilitate dialogue and coexistence between ports and cities, in order to improve port activities and the quality of life of port cities and their territorial, economic, social, cultural and environmental surroundings.

The importance of the Port of Huelva as an engine of the provincial economy has meant that the Port Authority of Huelva belongs to various associations of a technical or business nature.

1.10 Trade promotion

Trade promotion initiatives 2023 (I_30)

The Business and Commercial Development Area works in line with the Strategic Plan of the Huelva Port. From this perspective, different market studies and analyses are carried out in order to identify trends and deploy business plans in different markets and products, defining commercial strategies and specific actions with which to achieve the goals described and set. All this with a clear focus on the customer as a differential and value element.

Thus, in 2023 we continued to work actively on brands such as Ruta1400 with the publication of several articles to coincide with FITUR, both in specialised tourism media at national level and in specific Canary media, as well as outdoor advertising and posts on networks in the summer period, among other actions.

In addition, work has been done to attract new activities that require territorial settlement and generate import/export maritime traffic. To enable these achievements, it is essential to have Customs and Particular Customs Services



whose organisation, size and flexibility are in line with the evolution of traffic and the needs of the market. In this regard, the Customs and Paranto Customs Services Forum, which takes place every quarter, discussed needs and proposals for improvement in relation to these services.

Similarly, in order to attract freight forwarding companies which generate traffic movements

to the port and for territorial settlement, commercial management has been carried out by offering local freight forwarders in the Huelva 2000 building.

Once again in 2023 there were events in the maritime-port and logistics field that were of great importance both nationally and internationally, which include Agroexpo,

Seatrade, Bolsa Andaluza de Materias Primas, Fruit Logistica, SIL, Breakbulk Rotterdam, MMH, Conxemar, Fruit Attraction. The Huelva Port Authority continues to attend and participate in these events together with its port community to strengthen the position of the Huelva Port in the main maritime routes and national and international transport chains.

In addition, the Business Development and Commercial Area has organised, facilitated and/or participated in technical conferences in 2023 such as:

- Annual conference on '[Short Sea Shipping: efficiency, sustainability and connectivity at the service of maritime-terrestrial logistics chains](#)', where international experts from the sector addressed the trends and challenges of logistics chains in the face of new trade flows, digitalisation and the decarbonisation objectives of the International Maritime Organisation and the European Union, among other topics. This conference took on an international character as the Spanish SSS Association held the presidency of the European organisation.
- SUNCRUISE Conference "Women's Perspective in Nautical and Cruise Tourism", held on 2

March 2023 in Las Cocheras of the Huelva Port. Specifically, the event counted on our participation through a presentation in which the role played by Business Intelligence in all areas of the Huelva Port when developing projects was highlighted, with emphasis on the passenger sector and more specifically on cruise tourism.

Similarly, on the subject of cruises and in line with the strategy of the Huelva Port to position itself as a port of reference in the mini-cruise and mega-yacht sector, work has been carried out in collaboration with HuelvaPort, attending the main events in the sector. As a result of the 2022 commercial action, the following shipping lines have called at the Port in 2023:

- Croisi Europe: 13 stops.
- Seacloud: 1 stops.
- Noble Caledonia: 1 stop.

In 2023, active work has continued on brands such as Ruta1400, with the publication of several articles on the occasion of FITUR.

Expenditure on commercial promotion of the port (I_31)

Commercial expenses 2023 of the Huelva Port	145,023.26 €
Operating expenses 2023 of the Huelva Port	45,910,468 €
Percentage in relation to operating expenses	0.32%

1.11 Institutional commitments

Projects for communication and service provision via internet or other telematic means (I_32)

The Port Authority, through its website, offers different services to companies in the sector, users or interested persons. The services are grouped by the type of information you want to access, and in particular you can access:

- Processing of port calls and Dangerous Goods Notifications (DUEPort), services accessible from the Portal Community System (PCS), which is intended to be a one-stop shop for the management of port operations.
- Tender information, where tenderers are allowed to download their documentation and to track or give access for this information to any person, through the Contractor Profile.
- Various general information: corporate information, port maps, port service fees and tariffs, technical characteristics, tide tables, contracts of the Port Community companies, etc.
- Information on Concessions. With all the information on location in the Huelva Port, surface area, ownership, etc.
- Communication channel for suggestions and requests for general information relating to the Huelva Port.
- For the processing of electronic procedures, access to the entity's electronic headquarters is facilitated.
- Also, for the members of the Board of Directors, all the documentation associated with the meetings of the Boards and the Government of the Port Authority is available via the web.
- To facilitate invoice management, the Huelva Port Authority offers, in addition to the electronic headquarters, a mailbox for sending invoices, from which they are processed directly in the internal electronic administration systems, and the FACE system has been operational since September 2022 and linked to the HPA's internal systems.
- The service of electronic notifications to interested parties has been included, which will be received through the Notific@ service and visible in the "My Files" view of the electronic headquarters.
- The remote signature service has been included, where stakeholders can sign digital and remote signature contracts through the existing electronic signature platform.
- La Lonja de la Innovación has been created through the domain lalonja.tech, which provides information on the actions of the Huelva Port Authority in the field of innovation, as well as the calls for tenders issued by the Port Authority itself through its official media and the calls for tenders developed by Telefónica through its Open Future platform.
- Different domains and websites have been created for the management of different initiatives with sufficient weight of their own, such as Route 1400, with information on Huelva-Canary Islands traffic, the Huelva ZAL website or, in the future, information on the Muelle de Levante.

- A template has been created for accessing applications for the most recurrent administrative authorisations (occupation of specific spaces), in order to simplify administrative procedures. These templates will be integrated into the e-Headquarters during 2024.
- Requests for access to the various HPA sites through an authorisation portal.

On the other hand, as part of the corporate communication policy, the Press Office disseminates on the website all press releases related to projects, works and activities of the Port Authority in general, given that it is the most appropriate communication tool for publicising all information related to the HPA. In fact, all the information that appears on social networks such as Facebook, Twitter or LinkedIn has links to the website to access the corporate news.

During the spring of 2023, the migration to the single window proposed by Puertos del Estado, DUEPort, replacing the previous one called DUEWeb, was carried out.

In 2023, the access control of the South Wharf was also migrated and a new access authorisation portal was put into service, which is expected

to be extended to the rest of the port areas in 2024, integrating through B2B systems with other systems of companies related to the port ecosystem.

A complete overhaul of the website was carried out in 2023, simplifying updating and improving response times.

The contact management system (CRM) was also put into service, in a first phase for the Commercial Department, and is expected to be extended to the rest of the departments during 2024.

Cybersecurity information

The Huelva Port Authority has a business continuity plan for information technology that enables it to withstand possible attacks. It also has a catalogue of best practices that governs the operation of system configurations and access procedures.

Likewise, during the year 2023, the Huelva Port Authority carried out vulnerability analyses based on the mechanisms offered by the SOC contracted in the year 2021.

In the latter, in order to guarantee cybersecurity measures, a double security barrier has

been maintained with physical elements from different manufacturers, all remotely managed from the aforementioned SOC. In addition, probes and control elements have been installed on all servers and PCs in the organisation.

In 2023, a complete overhaul of the website was carried out, simplifying its updating and improving its response times.

In response to the new needs imposed by the pandemic, cybersecurity management regulations have been updated and new computer activity monitoring and anti-malware tools have been introduced to ensure computer security.

Likewise, in 2023, various awareness-raising actions were carried out among employees, including a simulation exercise that yielded excellent results, both in terms of early warning and response to phishing.

In 2023, the migration of the HPA's public cloud was also carried out, and is now fully managed

by the HPA, thus increasing its security and potential.

Quality in the provision of services based on Information and Communication Technologies

The Huelva Port Authority has implemented a User Services system, which guarantees the operation of IT and Communications services. This service is managed through a ticketing system from which service quality measurement indicators are obtained.

In 2023, the management of quality control indicators continued with a centralised tool that allows for control and monitoring of same, based on the reports obtained from the management tools, which were started in previous years, with the incorporation of new indicators.

In line with an ITIL management model, the HPA has continued with a system for monitoring project tasks in the IT field, from which it will be possible to obtain information on the management of these tasks and which will provide feedback for the management of projects in a process of continuous improvement.

The migration of this system is planned for 2024, with a view to integrating all the tasks to be carried out at a single point. This system will enable project management and will be the spearhead for the implementation of this methodology in the rest of the Port Authority.

Likewise, in 2023, the operation of services based on Information Technologies was maintained through the use of an asset management tool (CMMS), already in place in the Huelva Port Authority and its use was extended to technological assets.

Smart Port

In 2023, HPA continued with the development of an operational management platform based on an IoT system (Fiware) and the relevant tests were carried out for its implementation. It will have as its main objective the integration and

In 2023, various awareness-raising actions were carried out among employees, highlighting a drill for both early warning and response to phishing.

processing of data, the guarantee of capture from different sources (IoT, other applications, external sources, windows, etc.) and the use of this information in the different internal processes of the HPA, orchestrated through BPM modules.

The objective of this platform is to be a Decision Support System based on real-time data that facilitates the work of the Port Authority staff and enables companies to know the status of their applications at all times. The platform will also have an Open Data portal from which new solutions can be integrated or new projects can be carried out.

The extension of this philosophy to the management of third-party services in the port area, such as mooring, tug and pilotage services, has also been initiated, and it may be operational in 2024.

Two mobile applications were developed in 2023 to facilitate the work. One of them is geared towards internal work (measured application of quayside collections), while the other is focused on facilitating the work of external companies (obtaining accreditations on the application itself). Both are scheduled for commissioning in 2024, along with an expansion for new services.

R+D+i projects promoted by the Port Authority (I_33)


In 2023, the La Lonja de la Innovación Technological Innovation Node, inaugurated on 6 April 2022, continued to be managed. In the same year, more than 500 actions were carried out in the Innovation Node, with a high attendance rate.

Tenders were offered by Telefónica through its Open Future platform, and 8 projects developed in 2023 made successful bids, while the 7 projects that successfully bid for tenders in 2022 continue to be in operation.

Likewise, in 2023 the Huelva Port Authority maintained the development of the three technological innovation challenges awarded in 2022, while new internal and external challenges were also put out to tender (from a company of the MSC group).

In 2023, La Lonja de la Innovación was awarded the first Star by the Fiware Foundation and was also awarded with the title of best Public-Private Collaboration in Andalusia by the Andalucía Emprende Group.

In 2023, companies were set up with the intention of developing their products in the



port area, opening up the fourth possibility of setting up in the Node according to management specifications. To this end, an open tender was established on the website where companies can apply for implementation.

In 2023, Vodafone initiated training courses on

5G and IoT at the company's own Lonja de la Innovación.

Likewise, the Huelva Port Authority has been the facilitating port for 4 granted Ports 4.0 projects, obtaining in this tender the best ratio of projects presented - projects approved in the port system.

Foundations and socio-cultural initiatives supported by the Huelva Port Authority (I_34)

The Huelva Port Strategic Plan 2023- 2030 includes the need to define the Corporate Social Responsibility (CSR) Policy as one of the actions to bring about the objective of "Achieving a recognised, valued and positioned image in the environment of the Huelva Port" within the Strategic Line: Relationship with the Environment.

The Port-City Call for Tenders approved at the session of 21 April 2016 by the Board of Directors implemented the commitment to the needs of its Stakeholders in different areas of action included in the Corporate Social Responsibility Plan of the Huelva Port Authority that was previously approved in December 2013.

In 2023, as part of the framework of the "[Port-City Call](#)", the Commission appointed for this purpose granted aid to 157 sporting, cultural, social and educational entities, thus responding to 85.79% of the 183 projects presented and which confirmed their continuity in the Call. We have also collaborated with 103 organisations in Huelva and the surrounding area, sponsoring social, cultural and sporting events as part of our Social and Corporate Responsibility policy.



Handover of the resolutions of the Port-City 2023 Call for Proposals.

Projects for the improvement of the Port-City Interface (I_35)

Las Cocheras del Puerto, inaugurated as a stage space by the Huelva Port Authority in October 2011 after rehabilitating an old port warehouse built in 1912, is equipped with movable tiers with 256 seats. The front row as well as the stage are adapted for people with reduced mobility. Today Las Cocheras del Puerto de Huelva is an innovative and modern cultural space to be used and enjoyed by the city and the province.

In 2023, a total of 60 events were programmed in the Espacio Escénico de las Cocheras, including cultural, social, technical and institutional performances and activities. Of the total programme, 11 were the Huelva Port Authority's own events and 49 were organised by private entities.

The provision, assembly and preparation of the events carried out by the Port Authority entailed an overall expenditure of €72,000, which represents 0.16% of the total budget for expenses and amortisations paid by the Port Authority in 2023.

Financial resources spent on safety and security (I_36)

As far as industrial safety and response plans are concerned, in accordance with the Agreement between H.E. Huelva City Council and the Port Authority by which the Fire and Rescue Service of the City Council will be the Response and Intervention Group for incidents, emergencies or contingencies that give rise to the activation of the Self-Protection Plan, Maritime Interior or any other response plan that the HPA may be obliged to implement in the future, the HPA, charged to its budget contributions in the third yearly payment of 240,000 €.

Financial resources spent on the environment (I_37)

The total financial resources (expenditure plus investments) spent on environmental matters in 2023 amounted to € 12,411.73.

The main expenditures and investments were as follows:

- New sewerage network at the bulk solids quay.
- Soil characterisation.
- Characterisation of dredged material for productive use in beach regeneration.
- Environmental studies on dredging.
- Environmental monitoring.
- Marpol waste collection and management.
- Cleaning.
- Landscape improvement.
- Decarbonisation and energy efficiency.

Environmental Expenditures and Investments	
Environmental Expenditure in Thousands of Euros	4,037.21
Operating Expenses in Thousands of Euros	45,910.46
% Expenditure on Environment	8.79%
Environmental Investments in Thousands of Euros	8,374.52
Total investments in Thousands of €	32,960.91
% of Environmental Investments	25.41%

02 ECONOMIC DIMENSION

2.1 Economic policy

A basic line of economic policy has been financial self-sufficiency in terms of investment in the construction of port infrastructure. Without resorting to debt and with its own resources, the HPA has efficiently developed port works that demand or demand forecasts have made advisable to carry out.

The policy of reducing prices has been continued in order to favour our competitiveness and that of our customers, by means of correction coefficients and bonuses.

2.2 Economic and financial situation

In a context of Spanish GDP growth of 2.5% marked by a situation that is still inflationary, although more moderate than in 2022 due to successive rises in interest rates, the activity of the Huelva Port in 2023 has been marked mainly by major advance and growth in its Public Domain management activity, reaching the record figure of 4.1 million square metres of public port space granted and authorised to a total of approximately 300 companies.

The total amount invoiced was EUR 46.23 million at the end of the year, thus decreasing by -9% compared to the amount invoiced in 2022. However, it should be clarified that this percentage is distorted due to the extraordinary land sale operation of the Aqualón shopping centre to the company IBEMETEX, which took place between April and December 2022. The

exceptional amount invoiced for the disposal of this important asset amounted to 4.60 million euros, which, subtracted from the final turnover figure for that year, gives an almost negligible decrease in the amounts invoiced in 2023, of around -0.01%.

We can therefore say that the revenue figure for 2023, once the effect of the sale of Aqualón has been cancelled out, is practically identical to the amounts in the financial year 2022.

Although in the total calculation there was hardly any variation between the amounts invoiced in 2022 and those in 2023, there were significant variations in some types of income.

In particular, the Occupancy Rate from concessions had a positive evolution with

respect to the previous year, which grew by 2.33% with respect to 2022 due to the major increase in concession management, thanks to which record figures have been achieved in terms of granted/licensed surface area.

The ship tax (T1) associated with vessel calls and stays in port also reported a higher income for the port than the previous year. Despite the fact that the number of vessels calling at the Huelva Port was 2.7% lower, as was the size of the vessels, which was reduced by 7.14%, the revenue per T1 grew by 5%, thus reporting a higher revenue in absolute value of more than 500,000 euros. This growth is mainly due to the increase in the dwell times of vessels at some quays such as the Petroleros or DECAL quays, as well as the long periods of anchorage in zone II of large vessels that were detected during the first half of the year.

Directly associated with the increase in the price of the F106 tariff for Environmental Management of Operations (former Dock Cleaning), this item also grew in 2023 by up to 40.6%, providing a higher income in absolute value of more than 200,000 euros. This new tariff was approved and applied to the loading and unloading of goods only during the second half of 2022 and therefore its application in



the full financial year 2023 has incorporated a higher revenue for HPA.

Given that during 2023 the levels of tendering and certification of works were higher than in previous years, the amounts invoiced for "Construction Management" have also contributed to a higher income with a growth

of 38% and a higher amount of up to 255,000 euros.

Finally, the income corresponding to "Legal interest on tariffs" increased in 2023, incorporating almost 245,000 euros more in the invoicing. Again, the sale to IBEMETEX of the Aqualón shopping centre, and the payment by

the buyer of the total interest accrued for the multiple non-payments generated prior to this sale, have caused this figure to be so high, and its comparison with 2022 to be really insignificant.

In contrast, other revenue items showed decreases in amount compared to 2022, thus reducing the positive effect of the previous rates. This is the case of the "Activity rate" for concessions, which shows a drop of 7.74%, with a loss of more than 440,000 euros in income compared to the previous year. This decrease is due to the lower movement of goods at some of the particular facilities located in the service area at the end of the 2022 financial year. Since the activity tax is settled on the basis of the tonnes moved in the previous year, this decrease in tonnes at facilities such as the DECAL wharf (848,000 tonnes less in 2022) or the Reina Sofía wharf (326,500 tonnes less in 2022) has led to a lower income from this item.

At the end of the year, revenue from T6 "Transit zone usage fee" was equally negative, falling in absolute value by almost 46,000 euros in 2023, as did revenue from the "F101 Dock surface usage fee".

The latter dropped by 23% when compared to 2022, resulting in a lower income of approximately



-187,000 euros in absolute value. In both cases the origin of the decrease is to be found in settlements drawn for very long occupations of pipelines on the first and second quay lines at the beginning of the financial year 2022, which were subsequently cancelled in February 2023. This exceptional impact on quay occupancies resulted in high amounts invoiced during 2022 that were cancelled after one year, so this revenue comparison between years is distorted.

Dredging-related services in general also saw lower demand in 2023 and therefore the

revenues they generate were also reduced when compared to 2022. Both the tariff "F119 Dredging Service", which did not produce any income last year, and "F111 Use of dredging areas", with a decrease of 82%, represented a loss of income for the HPA of around 276,000 euros in 2023.

Within the non-tariff revenues generated by items other than the fees and tariffs themselves, "Miscellaneous services" and "Occupations outside the service area" also fell by 53.4% and 27.4% respectively, which has led to a reduction in turnover of more than 380,000 euros. This

significant drop in revenue is due, in the case of miscellaneous services, to the high amounts invoiced in 2022 corresponding to IBI arrears that were already up to date in 2023.

The decrease in "occupations outside the service area" is also due to exceptional circumstances, which is none other than the sale of the land of the Aqualón shopping centre in 2022 and therefore the definitive disappearance of the amounts paid for this item until then.

In addition to the aforementioned income, financial income includes income generated by treasury positions, although it also includes interest on arrears, deferred payments, deferrals and loans. With regard to the first item, the increase in interest rates on the markets and the liability war with financial institutions led to an average return on cash of 3.26%, with a total income of 4.33 million euros, compared to 0.18 million euros in 2022.

With regard to the budget, the net amount of turnover was -5.02% over the planned amount, with a decrease in port dues of -2.80%.

Operating expenses, including depreciation and amortisation, amounted to 45.95 million euros, compared to 42.80 million euros in 2022,

representing an increase of 7.35%, due to both the 5.04% increase in personnel expenses due to salary reviews and the incorporation of new staff, 9.71% in other operating expenses, mainly due to the recovery of insolvencies that were collected in 2022 and 6.27% in depreciation and amortisation expenses due to the incorporation of new assets from the execution of the investment plan.

The items in other operating expenses, alongside the effect of "losses, impairment and variation of provisions for commercial operations" caused by to the recovery of a major debt from the sale of the land of the Aqualon shopping centre in 2022 mentioned above, included an increase in expenditure on repairs and conservation of 364,692.97 euros, or 6.26%, caused by emergency actions to attend to the damage caused by the storm Bernard in the service area of the port. However technical assistance expenses were significantly reduced by 219,459.79 euros, and supplies and

During 2023, the levels of bidding and work certification were higher than in previous years.

consumption by -766,663.68 euros, due to a drop in the price of electricity.

With respect to the approved budget, the personnel expenses item was -2.99% lower than planned, representing a decreased expenditure of -319,059.79 euros, while the other operating expenses item was -20.39% lower, with a lower expenditure of -4,591,079.84 euros, due to the non-execution of maintenance works such as the repair of the South wharf, the repair of the Tinto bridge joints and the absence of dredging caused by a lack of administrative authorisation.

It is important to note that the inter-port compensation fund contributed 1,382,000.00 euros, while the fund received was 286,000.00 euros, resulting in a net contribution of 1,096,000.00 euros, which is added to the operating expenses section.

Profit before tax amounted to EUR 10.15 million in 2023, compared to EUR 14.57 million in 2022. The effect of corporate income tax was positive due to the activation of deduction rights, increasing the final result for the year by 1.7 million euros, resulting in a final profit for the year of 11.93 million euros, compared to 14.38 million euros in the previous year,

where no rights were recorded for non-applied deductions.

The target annual return, which excludes income and expenses that distort the result, including corporate income tax, is 2.50%, higher than the previous year, which was 2.33%, with the average asset having increased due to the incorporation of the works carried out under the Investment Plan.

In particular, the immediate cash ratio to cover current liabilities is 1.81, with a recommended range of 0.5 to 1, where available cash is sufficient to cover short-term liabilities, but no more than is necessary to avoid idle resources. This ratio was higher in 2023, as more of the available cash was held in current account due to higher remuneration, although the available cash was placed in more profitable financial products, requiring somewhat less availability, which is valued on the cash forecasts.

In 2023, when resources from operations amounted to EUR 25.00 million and the applications were reduced by the lower acquisition of long-term financial products compared to 2022, there was an increase in the Working Capital Fund of EUR 21.43 million, giving a total of EUR 135.54 million.

The ratio of operating expenses to operating income in 2023 was 88.76%. This value tends towards high values in the coming years from the need to amortise new investments, and so we refer to the fact that the EBITA will maintain similar levels throughout the years included in the Business Plan, guaranteeing financial stability.

On the other hand, the balance sheet offers a very solid picture in financial and equity terms. Fixed assets are financed entirely from equity

The usual cash ratios show that there is ample capacity to meet debts.

and there is no long or short-term debt other than that deriving from the normal operation of the Entity.

On the liabilities side, equity represents 95.86% of the total, and given that the working capital is very comfortable, the entity is meeting its payment commitments without any problems. In this respect, it should be remembered that the average payment period to suppliers of 30 days established in the Law against late payment is complied with, having stood at 14.12 days in 2023.

Return on assets (E_01)

In accordance with the definition in article 157 of RDL 2/2011, the return on assets, expressed as a percentage of the profit or loss for the year compared to average total assets, is as follows:

	2021	2022	2023
Adjusted result for the year (€)	14,098,089	10,370,322	11,294,269
Total assets (s/art.157 RDL 2/2011) (€)	423,145,792	445,928,648	452,568,893
Ratio (%)	3.33%	2.33%	2.50%

EBITDA evolution (E_02)

The evolution of EBITDA expressed in euros of the total tonnes moved, for the ratio of EBITDA compared to tonnes moved and the percentage change in EBITDA compared to the previous year is as follows:

	2021	2022	2023
EBIDTA (€) *	24,935,288	21,121,192	18,888,080
% change in EBIDTA *	10.51%	5.24%	-10.57%
Tonnes moved	30,685,994	32,145,663	30,085,963
Ratio EBIDTA/Tm	0.81	0.66	0.63

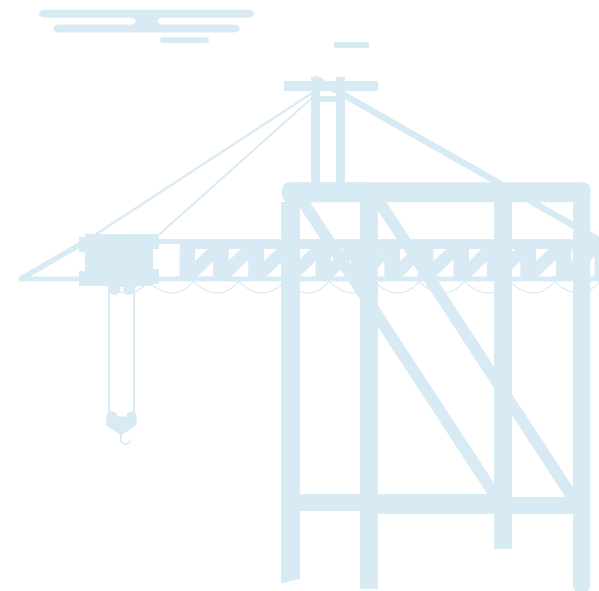
* As of 1 January 2022, grants from European funds will not be taken into account.

* Data without subsidies from European funds has been used to calculate the change in EBITDA compared to the previous year.

Debt service (E_03)

Fixed assets are financed entirely from equity and there is no long or short-term debt other than that deriving from the normal operation of the Entity. All potential default contingencies are adequately provisioned for. With regard to liabilities, the only comment to be made is that the Entity is meeting its payment commitments normally and that the existing debts are those deriving from the normal functioning of the activity. In short, there is no indebtedness and the debt service is zero.

	2021	2022	2023
Debt repayments	0	0	0
Interest on debt	0	0	0
Sum	0	0	0
Cash flow (€)	23,471,016	21,106,415	25,007,333
Ratio (%)	0,00%	0,00%	0,00%



Inactive assets (E_04)

Inactive assets, defined as land and natural assets with no activity over the last three years that can be put to economic, social or environmental value, are:

	2021	2022	2023
Land with no activity	42,403,104	42,403,104	38,869,065
Total assets (s/art.157 RDL 2/2011) (€)	423,145,792	445,928,648	452,568,893
Ratio (%)	10.02%	9.51%	8.59%

Changes in operating income and expenditure (E_05)

The evolution over the last few years of operating expenses in relation to operating income is as follows:

	2021	2022	2023
Operating expenditure (€)	42,820,246	43,243,221	45,910,468
Operating income (€)	52,183,167	57,403,359	51,721,859
Ratio (%)	82.06%	75.33%	88.76%

2.3 Level and structure of investments

Evolution of public investment (E_06)


The evolution of public investment by the Port Authority over the last few years, in relation to cash flow, is as follows:

	2021	2022	2023
Total public investment (€)	28,986,443	24,440,491	32,960,919
Cash-flow (€)	23,471,016	21,106,415	25,007,333
Ratio (%)	123.50%	115.80%	131.81%

Development of external investment (E_07)

The evolution of external investment compared to public investment by the Port Authority in recent years is as follows:

	2021	2022	2023
Private investment (€)	47,589,000	99,548,000	76,502,000
Public investment (€)	28,986,443	24,440,491	32,960,919
Ratio (%)	164.18	407.31	232.10



Evaluation of asset renewal (E_08)

The evolution of the ratio of annual investment volume to average net assets in recent years:

	2021	2022	2023
Public investment (€)	28,986,443	24,440,491	32,960,919
Average net assets (€)	423,145,792	445,928,648	452,568,893
Ratio (%)	6.85%	5.48%	7.28%

2.4 Business and services

Evolution of income from occupancy and activity rates (E_09)

The evolution, over the last few years, of income by occupancy and activity rates, as well as the percentage of each of them with respect to net turnover, is as follows:

	2021	2022	2023
Turnover	437,47,672	44,182,848	44,513,724
Occupancy rate	10,183,484	10,273,520	10,513,193
Ratio (%)	23.28%	23.25%	23.62%
Activity rate	5,040,999	5,724,503	5,281,414
Ratio (%)	11.52%	12.96%	11.86%

Evolution of tonnes moved per square metre of commercial surface area (E_10)

In recent years the evolution of tonnes moved per square metre of land service area characterised as being for commercial use, is:

	2021	2022	2023
Tonnes moved	30,685,994	32,145,663	30,085,963
Commercial area m ²	5,246,600	5,246,600	5,246,600
Tm/m ²	5.85	6.13	5.73

Evolution of tonnes moved per linear metre of active quayside (E_11)

The evolution of tonnes moved per linear metre of active quay over the last few years is as follows:

	2021	2022	2023
Tonnes moved	30,685,994	32,145,663	30,085,963
Linear metre of active quay	7.413	7.413	7.413
Tm/m	4,139.48	4,336.39	4,058.54

It should be borne in mind that a significant part of the Huelva Port's traffic (around 28.2%), is carried through a monobuoy (8,478,594 tonnes of crude oil in 2023).



Value generated and productivity

Evolution of net turnover per employee (E_12)

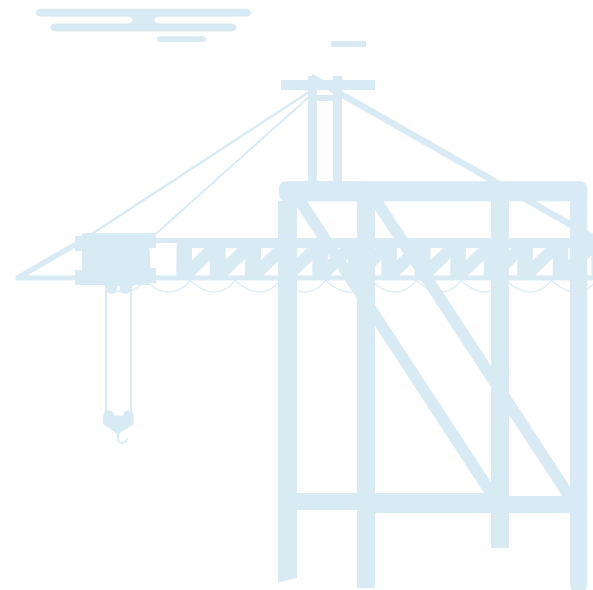
In recent years, the evolution of net turnover per employee (average annual headcount) has been:

	2021	2022	2023
Turnover (€)	43,747,672	44,182,848	44,513,724
Average annual headcount	206	205	207
INCN/n. nº. employee	212,367.34	215,526.09	215,042.14

EBITDA evolution per employee (E_13)

Over the last three years, the evolution of EBITDA per employee (average annual Average annual headcount)

	2021	2022	2023
EBIDTA (€)	24,935,288	21,121,192	18,888,080
Plantilla media anual	206	205	207
INCN/n. nº. employee	121,045.09	103,030.20	91,246.76



2.5 Economic and social impact

The Port is, without doubt, an important factor in the socio-economic development of the province of Huelva, with an outstanding contribution to employment and gross added value. To give continuity to the work that the Port Authority has been carrying out to ascertain the impact of port activity on its hinterland, a tender was issued in 2021 for technical assistance to prepare impact studies of the Huelva Port on a biennial basis. The measurement of the economic impact of the Huelva Port carried out in 2023 has as its object of study the year 2022, which can be considered as the year of final recovery after COVID-19, and in which a movement of tonnes was recorded that indicates a return to a phase of growth. All this has happened in spite of the difficulties caused by high energy prices and the increase in logistics and raw material costs for many of the companies related to the Huelva Port.

The results of this study showed that the activity of the Huelva Port constitutes the essential logistical support for the main economic sectors of the province.

The study applies a methodology based on the 2016 Input-Output Framework of the Institute of Statistics and Cartography of Andalusia, which estimates the total impacts on gross value added (GVA) and employment, broken down into direct, indirect and induced effects, as well as the contribution to the provincial and regional economy.

The Port is an important factor in the socioeconomic development of the province of Huelva, its contribution to employment and its gross added value being notable.

The port ecosystem included in the impact assessment is made up of 206 companies and entities, 79 of which form part of port industry, while 127 companies are involved in dependent industries.

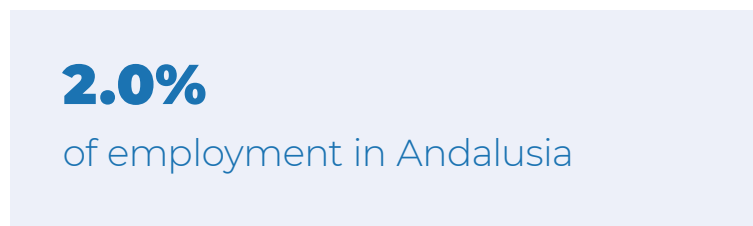
All the impact studies can be consulted at the Huelva Port website.

Estimated number of direct and indirect jobs and employment generated by the port community (E_14)

The number of attributable jobs is **67,013**, of which:

	Jobs		
	Non-investment activity	Impact of investment	Total Jobs
Direct	1,087	-	1,087
Indirect	1,080	907	1,987
Generated	2,314	459	2,773
Total port industry	4,481	1,366	5,847
Direct	2,642	-	2,642
Indirect	37,938	7,047	44,985
Generated	11,124	2,415	13,539
Total dependent industry	51,704	9,462	61,166
Direct	3,729	-	3,729
Indirect	39,018	7,954	46,972
Generated	13,438	2,874	16,312
Total impact	56,185	10,828	67,013

This represents 2.0% of employment in Andalusia and 30.9% of employment in the province of Huelva.



Estimated gross value added of the port community (E_15)

The contribution to the GVA amounts to 4,844,140,000 euros, which means a **contribution to the Andalusian GVA of 2.8%** and 43.5% of the provincial GVA, distributed according to the following proportion:

	GVA (Thousands of €)		
	Non-investment activity	Impact of the investment	Total GVA
Direct	91,200	-	91,200
Indirect	53,000	46,600	99,600
Generated	58,100	22,310	80,410
Total port industry	202,300	68,910	271,210
Direct	1,323,670	-	1,323,670
Indirect	2,246,500	343,390	2,589,890
Generated	541,750	117,620	659,370
Total dependent industry	4,111,920	461,010	4,572,930
Direct	1,414,870	-	1,414,870
Indirect	2,299,500	390,990	2,689,490
Generated	599,850	139,930	739,780
Total impact	4,314,220	529,920	4,844,140

2.8%

contributed to the Andalusian GVA

43.5%

of the provincial GVA

03 SOCIAL DIMENSION

3.1 Human resources policy

In accordance with article 47.2 of RDL 2/2011 approving the Consolidated Text of the Law on Ports and the Merchant Navy: "The Port Authorities and State Ports will have to adjust their human resources policy to the principles, criteria and provisions of the Government's economic and budgetary policy on personnel in the service of the State public sector, as well as to the criteria for action and general objectives established in the Strategic Framework".

Within this scope, the Human Resources actions of the Huelva Port Authority in 2023 were carried out according to a policy of compliance with budgets, expenses and social charges and application of the Competence Management System, developing the classification, training and professional development subsystems contained therein.

3.2 employment in the Port Authority

Total number of persons employed (S_01)

	2021	2022	2023
Annual Average Headcount	206	205	207

Percentage of temporary workers over total permanent employees (S_02)

	2021	2022	2023
Percentage of casual workers	18.69	18.67	16.56

Distribution of staff by area of activity (S_03)

Activity	Percentage of average annual workforce
Office outside collective agreement	12.58%
Office within collective agreement	44.92%
Maintenance	4.62%
Port Police	37.89%

Percentage of employees covered by Collective Bargaining Agreements (S_04)

8 7.20% of the 211 employees on 31 December 2023 were covered by the collective agreement.

3.3 Internal communication and participation

Mechanisms for worker representation and communication with management (S_05)

Two representatives of the Trade Union Organisations (U.G.T. and CC.OO.) form part of the Board of Directors of the Huelva Port Authority.

Together with the Works Committee, the legal representation of the workers in the Entity is articulated through each of the Trade Union Sections (CC.OO., C.T.P.A. and U.G.T.).

The Works Committee holds regular meetings with management to discuss matters of interest, alongside the other committees necessary for the proper participation of workers.

Mechanisms for the technical participation of workers in the improvement of production processes (S_06)

There are committees, generally of a joint nature, where discussions may be held on matters related to the production process, work organisation, application of current regulations, prevention and safety, etc.

They are as follows:

- Local Responsibilities Committee
- Local Agreement Negotiating Committee
- Occupational Health and Safety Committee
- Equality Plan Monitoring Committee
- Pension Plan Committee
- Loan Committee

3.4 Training

Percentage of employees attending training programmes (S_07)

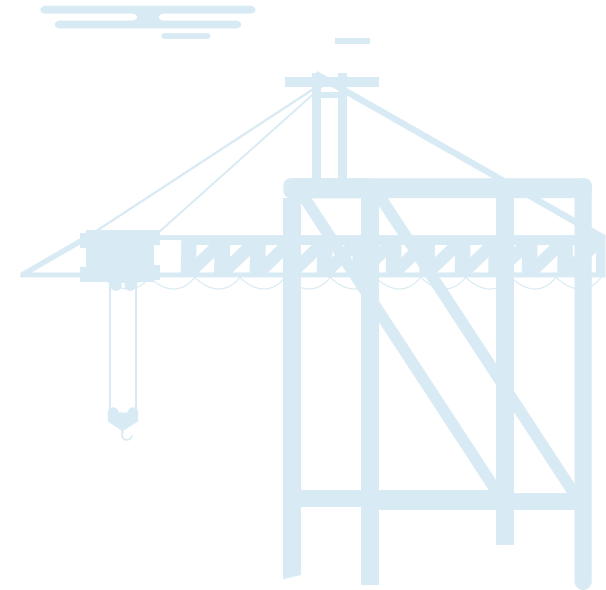
	Percentage of employees attending training programmes*
Within collective agreement	97.81%
Outside collective agreement	2.19%

*% calculated according to number of workers who complete training programmes without duplication when they repeat another training action.

Average hours of training per employee (S_08)

	Total Hours	N.º Workers	Average*
Within collective agreement	15,060	181	83.20
Outside collective agreement	510	26	19.62

*Average calculated according to total number of workers inside and outside collective bargaining agreement.



Number of ongoing training programmes related to the competency-based management system (S_09)

Courses	Participants	Hours/participant	Total hours	Men	Women
Languages 22-23	18	140	2,520	13	5
Languages Executives 22-23	2	73	146	2	0
Expert in Human Resources Management	1	72	72	1	0
Bridge Operator - PRL Crane	3	4	12	2	1
Expert in innovation and digitisation in the port sector	2	200	400	2	0
Quality Competence. Level 1	42	15	630	24	18
Basic concepts in equality	148	2	296	115	33
Overhead crane operator - additional	7	8	56	5	2
Quality. Level 1	41	15	615	37	4
Port regulations. Level 1	54	15	810	40	14
Port operations and services. Level 1	51	15	765	39	12
Industrial safety. Level 1	32	15	480	18	14
Specialisation in facility maintenance	3	72	216	1	2
Recycling Responsible railway recycling	7	16	112	6	1
Port public domain. Level 3	5	50	250	1	4
Port Operations and Services. Level 3	6	9	54	5	1
Port sector and strategy. Level 3	3	90	270	2	1
Passenger traffic. Level 1	60	15	900	45	15
Port sector and strategy. Level 1	25	15	375	19	6
Goods management. Level 1	63	15	945	49	14

Courses	Participants	Hours/participant	Total hours	Men	Women
Logistics and intermodality. Level 1	48	15	720	37	11
Commercial and marketing. Level 1	44	15	660	33	11
Accounting and auditing. Level 1	28	15	420	24	4
Coating inspector	1	120	120	1	0
Heat stress (PRL)	8	15	120	7	1
Passenger traffic. Level 1. Ed. 2 (without bonus)	12	15	180	9	3
Port sector and strategy. Level 1. Ed. 2 (without bonus)	8	15	120	6	2
Goods management. Level 1. Ed. 2 (without bonus)	5	15	75	5	0
Logistics and intermodality. Level 2 (without bonus)	11	15	165	8	3
Sales and marketing. Level 1. Ed. 2 (without bonus)	9	15	135	7	2
Accounting and auditing. Level 2 (without bonus)	8	15	120	7	1
Quality. Level 1. Ed. 2 (without bonus)	5	15	75	4	1
Port regulations. Level 1. Ed 2 (without bonus)	9	15	135	7	2
Port operations and services. Level 2 (without bonus)	9	15	135	6	3
Industrial safety. Level 1. Ed 2 (without bonus)	12	15	180	8	4
Labour relations	52	15	780	43	9
Management of fishing activities	68	15	1,020	50	18

3.5 Staffing structure and equity

Percentage of women out of total number of employees (S_10)

% of women out of total number of workers	20.77%
---	--------

Percentage of women not covered by the collective agreement (S_11)

% of women outside collective agreement	29.63%
---	--------

Percentage of permanent employees aged 50+ (S_12)

% Permanent employees > 50 years old	40.68%
--------------------------------------	--------

Percentage of permanent employees under 30 years of age (S_13)

% Permanent employees < 30 years old	1.13%
--------------------------------------	-------



3.6 Health and safety at work

Evolution of annual accident frequency rate (FR) (S_14)

FR = (total number of accidents with sick leave/ number of hours worked) x10⁶

	2021	2022	2023
No. of accidents with sick leave per million hours worked	5.88	5.97	17.56

Evolution of the annual accident severity rate (SR) (S_15)

SR = (number of days lost due to accidents/number of hours worked) x10³

	2021	2022	2023
No. of working days lost per thousand hours worked	0.01	0.17	0.09

Effort made in occupational risk prevention training (S_17)

	2023
Total number of training hours	266
Total no. of employees (annual average workforce)	207
Average no. of hours per person employed	1.29

Security and safety exercises and simulations (S_18)

The following security drills and exercises were carried out in 2023:

Protection	
09/05/2023	Threat of explosives being placed on South Wharf
18/05/2023	Checking identity of persons and vehicles at the South Wharf access control
25/08/2023	Checking functioning of access gates to Railway Terminal
28/08/2023	Identification of vulnerabilities in IP South Wharf
16/05/2023	Checking identity of persons and vehicles at the access gates to Juan Gonzalo Wharf
18/07/2023	Identification of vulnerabilities in IP Juan Gonzalo Wharf
04/10/2023	Checking of CCTV system in South Levante Wharf
11/12/2023	PPP Annual Practice for Placement of Explosives on ship's deck
Self-protection	
25/01/2023	Exercise IRA MAR Huelva (activation of National Maritime Plan)
08/02/2023	Knowledge of port environment-Visit to HPA facilities
21/02/2023	Knowledge of port environment-Visit to HPA facilities
06/03/2023	Knowledge of port environment-Visit to HPA facilities
28/03/2023	Knowledge of port environment-Visit to HPA facilities
19/04/2023	Knowledge of port environment-Visit to HPA facilities
25/04/2023	DALLY ship rescue

17/05/2023	Inspection of El Pinar Wetlands
24/05/2023	Inspection of El Pinar Wetlands
22/06/2023	Rescue on ship DISCOVERY
30/06/2023	Rescue on ship CADENA 4
20/09/2023	Fire on ship SODA
04/10/2023	Fire on ship BERNIS
18/10/2023	Fire on ship MARIA ZAMBRANO
06/11/2023	Fire on ship SOLITAIRE
15/11/2023	Fire on ship DAIWAN WISDOM
Maritime hinterland plan	
25/01/2023	Exercise IRA MAR Huelva (activation of National Maritime Plan)
31/03/2023	IMP RCMH activation drill
15/05/2023	IMP Poste Petropesca (CEPSA) activation drill
16/05/2023	IMP DECAL activation drill
23/05/2023	IMP Leatransa activation drill
23/06/2023	ENAGAS IMP activation drill
08/11/2023	IMP IMPALA activation Drill

The following objectives were set for the annual Port Security Plan exercise:

- CEPIC/HPA communications protocol check
- CPIC/Subdelegation/FFCCSE communications check
- Training in level change procedures.
- Coordination with the FFCCSE:
 - Anti-DRON team action - PEGASO Team
 - TEDAX Procedures
 - CBRN procedures
- Communications with PCC members.
- CPCS and Port Police action for PPIPs and PPPs
- Redundancy check of fibre-optic communications CCTV system
- Implementation of corrective actions taken in 1/2022

The approach taken in the exercise was that an incident in a critical infrastructure located in a port in the north of Spain (e.g. energy sector - gas subsector), led to the SES ordering through CEPIC the Port Security Plan to be upgraded to Protection Level 2 (NP2).

In accordance with the nature of the exercise, the incident, and therefore the threat to the HPA, was specified as a drone attack.



In addition to the personnel with Port Authority security responsibilities, the members of the Port Security Committee, CNPIC, the Civil Guard teams defined in the objectives and security officers of the terminals located in the Outer Harbour all participated in the exercise.

The objectives for the exercises in self-protection can be summarised as follows:

- Knowledge of the port environment
- Familiarising the IG with port infrastructures

- Familiarising the IG with on-board emergencies
- Familiarising the GO with its operating procedures
- Training in communication procedures between the agents of the Self-Protection Plan.

The exercise carried out on 24 and 25 January was a local exercise to combat marine pollution of chemical origin, originating in the navigation channel accessing the port and in which a



Visit to the container facilities of Yilport Huelva.



Visit to Maritime Station.



Visit to Maritime Station.



Vessel Rescue.



Vessel
Rescue.



Vessel
Rescue.

situation of leakage of a dangerous and toxic chemical product such as ammonia (NH₃) was considered, with two action scenarios: Scenario 1; waters of the navigation channel of the Huelva Port, in front of the South Wharf; and Scenario 2; South Wharf terminals and facilities.

The exercise carried out on January 24 and 25 was a local exercise to combat marine pollution of chemical origin.

This exercise is part of the IRA-MAR project. WP4, incorporated into the training programme and periodic activation simulation exercises of the National Maritime Plan, defined in article 30 of Order FOM/1793/2014.

In this exercise, both the Port Authority's Self-Protection Plan and its Maritime Interior Plan were activated.

The specific coordination objectives were:

- Establish the phases and scenarios of the emergency and the use of response resources to a marine chemical pollution

event, taking into account potential risks and vulnerable areas.

- Assessment of potential damage to people, property and the marine environment caused by the event.
- Improve coordination between the activated plans.
- Strengthen and promote cooperation between the Directorate General of the Merchant Navy, Emergencias 112 Andalucía, SASEMAR, the Port Authority and companies involved in pollution response.
- Improve coordination mechanisms for response to a chemical pollution event between maritime entities, companies (private sector) and the Port Maritime Administration.
- Improve the training of personnel involved in the response, clarify their roles and responsibilities in a marine pollution incident.
- Assess the shortcomings in dealing with an HNS accident at this specific port.

And in relation to operational objectives:

- Determine the correct monitoring of the established operational procedures, as well as the response and action times with resources, and their possible optimisation.
- Strengthen cooperation and understanding between operational groups.
- Check the security standards that should be achieved in the response.
- Check the condition and suitability of LCC and chemical risk equipment to be deployed in the exercise and the potential combination of equipment from different agencies/agencies and their coordination.
- Assess through the ALOHA programme the possible trajectories of the toxic cloud in different scenarios.

Among the objectives achieved was to improve the response coordination mechanisms between maritime entities and companies and the Maritime Port Administration.

3.7 Employment and safety at work in the port community

Estimated total number of direct jobs generated by maritime freight terminals, passenger terminals and companies providing port services (S_19)

As mentioned in indicator E_14, the Economic Impact Study of the Huelva Port, updated with data for the year 2022, considers the rest of the Port Industry within the Port Industry impact group, which is made up of those companies that make port traffic possible (shipping agents, forwarding agents, stevedores, mooring agents, tugboats, etc.). According to the data provided by this study, which follows the methodology based on the 2016 Input-Output Framework of the Andalusian Institute of Statistics and Cartography, **the total number of direct jobs generated by this group amounts to 603.**

Requirement for preventive and safety measures (S_20)

Over the last few years, HPA has increased its efforts to promote occupational safety and coordination of business activities in compliance with increasingly demanding standards and a social leadership responsibility in the port environment.

In the Terms of Reference, the HPA requires applicants for licences or authorisations to provide port services that comply with certain conditions to ensure the proper functioning of the CBA, as indicated in Article 65 of the Consolidated Text of the Law on State Ports and the Merchant Navy. The company providing the service will be responsible for complying with the obligations of the CBA.

With regard to concessions, the person responsible for the concession will act as the holder or principal, depending on the situation, assuming responsibility and organising preventive coordination with the contractor companies, subcontractors and/or self-employed workers with whom he/she


contracts the performance of works or services in accordance with the provisions of Royal Decree 171/2004, of 30 January, which develops article 24 of Law 31/1995, of 8 November, on the Prevention of Occupational Risks, in relation to the Coordination of Business Activities.

Likewise, it is essential for the service provider to comply with Occupational Risk Prevention regulations, ensuring the rights, protection and well-being of all employees in their charge in all work areas, with the necessary human and material resources to carry out the activities in a safe manner. Furthermore, it is crucial for it to be integrated into the Port's Inland Emergency Plan and, if necessary, into the Port Security Plan.

The APH has increased its dedication to promoting workplace safety and the coordination of business activities in compliance with more demanding standards.



Rehabilitation to ensure the stability and structural safety of the loading dock of the Spanish mining company Tharsis.



In this context, a requirement is established in accordance with both the procedures established for the coordination of business activities on the service quays of this Port Authority and article 65 of the Consolidated Text of the Law on State Ports and the Merchant Navy, the consignee acting on behalf of the shipowner will be responsible for compliance with the coordination obligations during the shipowner's stay in the port, except for loading, stowage, unloading or transshipment of goods or passenger embarkation or disembarkation operations, while in the latter cases the

responsible parties shall be the stevedoring company.

Mechanisms for the coordination of business activities (S_21)

Prevention and coordination of business activities is fundamental in port security management, which implies increasing efforts to control, coordinate and anticipate all the circumstances that interact in the port environment.

Given the complexity of the port environment, with multiple actors carrying out their activities simultaneously, a high level of coordination and control is required to ensure the safety of people, the environment and facilities.

To achieve these objectives, HPA has an internal Construction Site Safety and CBA Division and external support from an engineering company specialising in the coordination of health and safety on construction sites and CBA, responsible for implementing the necessary control measures in the different processes, integrating prevention as a fundamental part of the company's activity.

This coordinated action ranges from the

management of the necessary documentation for the companies involved in the various workplaces and construction sites, to access control for workers, as well as the authorisation of suppliers and visitors.

In addition, the HPA's Site Safety and CBA Division uses various mechanisms and means, such as regular meetings, exchange of information, specialised computer applications, contracting of specialised companies and drafting of instructions and procedures.

It is important to highlight that for the management of the CBA, the HPA has a computer application that allows companies to access the occupational risks in the port area and the necessary documentation for the development of works and services for the HPA.

Given the complexity of the port environment, high coordination and control is required to guarantee the safety of people, the environment and facilities.



Single access to the outer harbour.



New ro-ro platform at the South Wharf of the Huelva Port.



Total number and percentage of maritime freight terminals and maritime passenger terminals under concession or authorisation and as companies licensed or authorised to provide port or commercial services with OHSAS (S_22)

Total number and percentage of maritime terminals and service companies that have implemented an OHSAS or ISO 45.001 occupational risk prevention system			
Type of terminal/ service	Total nº	Nº with Oshas/45001	% with EMS
Freight terminal	6	6	100%
Passenger terminal	1	1	100%
Stevedoring service	8	1	13%
MARPOL Service	8	8	100%
Nautical technical service (pilotage, towing and mooring)	5	2	40%
Port Services (other)	54	13	25%

Security and safety training actions for the port community (S_23)

Training and protection actions have been limited to exercises and drills carried out jointly in the field of both safety and security.



3.8 Relations with the social environment

The social commitment of the Huelva Port Authority can be seen in the initiatives for the dissemination of the port's activity and communication with the citizens, in actions for the improvement of the port-city interface and in its commitment to a policy of Social Responsibility committed to its immediate environment.

The Reception and Documentation Centre of the Huelva Port, which is also the headquarters of its Historical Archive, built with the rehabilitation of the old locomotive depot and which was inaugurated in 2003, stands out as an instrument for the dissemination of port activity and communication with citizens. Its objective is to make known the reality of the Port, its work, its projects, its historical and current socio-economic importance and its vocation to continue to be a generator of wealth and opportunities, as well as a very important part of the local, provincial and regional economy.

A total of 106 events were organised in this space in 2023, including social events, presentations, exhibitions, talks and working breakfasts.



Gala of the 3rd Carrete Awards at the Reception and Documentation Centre of the Huelva Port.

Cultural exhibitions were organised and the space was occupied for a total of 33 days throughout the year. Of the events organised, 30 were HPA's own events, 19 were private events, 14 were Master's lectures and classes and 10 were technical visits to the archive and the exhibition area.

Today, visitors can enjoy an exhibition in the Exhibition area of the Reception and Documentation Centre that was organised for the Huelva 2023 Columbus festivals and which was transferred to our space with the title "Port Authorities, economic engines of Andalusia" to mark the 150th anniversary of the Huelva Port.

The Reception and Documentation Center of the Port of Huelva stands out as an instrument for disseminating port activity.

04 ENVIRONMENTAL DIMENSION

4.1 Environmental strategy

The Huelva Port Authority, which is fully committed to the objective of maintaining sustainable activities; a concept which includes the maintenance and preservation of the natural environment in which it operates, functions clearly and decisively in line with its Strategic Plan, which has been designed to include the Sustainable Development Goals (SDGs), and environmental monitoring and oversight of stringent parameters that comply with the regulations and legislation currently in force.

At a European level, the environmental guidelines and objectives set by the European Commission have given rise to extensive regulatory developments that European ports have implemented and reinforced with tools such as the ISO 14001 and PERS environmental management systems, as is the case of the Huelva Port.



Within the framework of the Huelva Port's environmental strategy, it is necessary to consider not only the port activities alone, but also the environment in which they are carried out, the environmental quality standards to be met, and the activities carried out by external agents with a direct influence on the Port Service Area and, consequently, on the Port's environmental management.

Within the framework of the environmental strategy of the Port of Huelva, it is necessary to consider not only port activities, but also the environment in which they are carried out.

4.2 Environmental management

Environmental management system ISO 14001:2015 (A_01)

The Huelva Port Authority has an Environmental Management System (EMS) with the following certifications:

The scope of the EMS is as follows:

ISO 14001:2004	X
PERS	X

General Services, as defined in the regulatory framework of the state port system and management of the public port domain.

Financial efforts to maintain the EMS consist of:

Investments linked to implementation or maintenance of the EMS	2,792,336.74 €
(EMS investments/Total tangible and intangible investments) * 100	8.47 %
Costs linked to the implementation or maintenance of the EMS	44,602.75 €
(EMS expenses/Other operating expenses) * 100	0.25 %



Total financial resources for environmental monitoring and characterisation (A_02)

The environmental measurement or characterisation work in the 2023 financial year consisted of:

Water or sediment quality	X
Air quality	X
Protected sites or species	X
Soil quality	X
Noise	
Other habitats or species	X

The economic resources allocated to characterising and monitoring the port environment were:

Investments in environmental characterisation	105,392.11€
(Investments in characterisation / Total tangible and intangible investments) * 100	0.32%
Expenditure on environmental characterisation	17,124.50€
(Expenditure on characterisation / Other operating expenditure) * 100	0.10%



Common land and water cleaning costs (A_03)

Among the duties of the Huelva Port Authority for cleaning the land surface area and the water surface is the cleaning of roads and service quays, and cleaning the banks of the Odiel estuary when materials are deposited there that have been dragged along by the river because of storms..

The costs cleaning common areas in 2023 were as follows:

Expenditure on land cleaning	1,402,135.72€
Service land area	17,841,824m ²
Expenditure on ground cleaning / Ground service area	0.08€/m ²
Expenditure on water surface cleaning	53,233.50€
Surface area zone I	20,921,100m ²
Expenditure on cleaning water surface/area I	0.002€/m ²

Environmental training (A_04)

The Huelva Port Authority's training and management efforts in environmental matters during 2023 are detailed below:

Number of persons involved in environmental management and monitoring	4
Number of workers who are accredited as having received environmental training according to their competences in port environmental monitoring or management tasks	0
Percentage of employees with environmental training as a percentage of the average annual workforce by 2023	0%

4.3 Air quality

Emission sources (A_05)

The main causes of air quality deterioration in the port are related to dust and particulate emissions. The following is a breakdown of the main sources of emissions present in the port and their relevance:

Type of activity	Order of relevance ³
Industrial activities in concessions (Calculated as the number of concessions where industrial activities involving emissions channelled into the atmosphere are carried out)	1
Emissions from vehicle engines	2
Emissions from ships and cruise ships at berth	3
Bulk solids handling by conventional means (Calculated as the number of licensed stevedoring companies moving bulk by grab/hopper-conventional/truck or grab/dock-stockpile/shovel/truck or truck/mobile-belt-conventional)	4
Bulk handling by means of special uncovered systems. (Calculated as the number of companies that have continuous uncovered or partially covered haulage systems)	5
Outdoor storage of bulk solids (Calculated as number of concessions storing bulk solids outdoors)	6
Emissions from unroofed lorry bodies	7
Works	8
Ship hull cleaning and painting (Calculated as the number of concessions performing hull cleaning and painting outdoors)	9
Other activities (please specify)	

³) Order of relevance: The order of importance of each hotspot is assigned a number from 1 upwards, until all significant hotspots present in the port(s) are covered.

Complaints about air emissions (A_06)

The Huelva Port Authority has a specific procedure for the reception and management of environmental complaints within its Integrated Quality and Environmental Management System. These complaints are referred to the relevant area of responsibility to be dealt with. The resolution of the complaint is communicated to the person or entity concerned from the Integrated Management System.

No formal complaints were received in 2023.

The Port Authority continues to collaborate in the surveillance of environmental aspects related to port operations and those of the concessionary companies, carrying out specific monitoring for episodes of possible atmospheric emissions in the service area in order to establish the appropriate preventive and corrective measures, if necessary.

Measures adopted by the Huelva Port Authority to control emissions (A_07)

The measures put in place are:

- Supply and installation of wheel washers at Ingeniero Juan Gonzalo Wharf.
- Good practice guides.
- Direct supervision on the quayside by Port Authority technicians.
- Irrigation systems for bulk stockpiles and roads.
- Warning and information systems linked to wind speed.
- Air quality prediction system.
- Fixed irrigation system in the storage area of the Ingeniero Juan Gonzalo and Ciudad de Palos wharfs.
- Mobile irrigation system and intensive cleaning of spillages on roads.

Air quality monitoring (A_08)

With regard to air quality control, operations are continuously monitored, especially in the loading and unloading areas of bulk solids (as these are the most significant sources of atmospheric pollution), establishing specific measures during operations, including irrigation with nebulisers if necessary for the operations that cause most dust.



In the rest of the service area, intensive monitoring is also carried out by the Environmental Police in order to detect needs and establish the corresponding preventive and/or corrective measures, if necessary.

4.4 Water quality

Landfill sources (A_10)

The water pollution hotspots present in the port(s) in order of relevance are:

Origin of the discharge	Order of relevance ⁴
Rivers, streams, water courses and irrigation ditches	1
Industrial discharges from port concessions	2
Unregulated discharges from ships (bilges, etc.)	3
Refuelling and provisioning of vessel at quayside	4
Accidental spills during loading/unloading of bulk liquids	5
Bad practices in cleaning and maintenance of docks and equipment	6
Spills in loading/unloading of bulk solids	7
Dredging	8
Urban Treated Waste Water (WWTP's)	9
Cleaning and sandblasting of ship hulls	10
Works	11
Unchannelled or untreated rainfall or irrigation runoffs	NA
Untreated urban waste water	NA
Bunkering of vessels at anchor	NA
Other discharges (please specify)	NA

4) The order of relevance is listed in ascending order from 1 onwards. NA, Not Applicable.

The main cause of deterioration of water quality in the harbour is upstream discharges into rivers and streams, including acid mine drainage. An inventory and characterisation of the different sources of discharge and pollution of the port's waters has been carried out.

Measures adopted by the Huelva Port Authority for the control of discharges (A_11)

The measures implemented for the improvement and control of water quality in the Huelva Port are as follows:

- South Wharf drainage connection.
- Collection of water from the docks and improvement of the pavement at the Ing. J. Gonzalo and C. de Palos wharfs.
- Connection of the sewerage system to the basic network around the Columbus Monument.
- Periodic water and sediment quality characterisation campaigns.
- Direct supervision on the quayside by Port Authority technicians.
- Installation of areas for cleaning and maintenance of equipment.
- Improvements in runoff management (collection, channelling, prefilter wells, storm water tanks, etc.).

- Specific environmental requirements on waste water and run-off management under concession conditions.
- Environmental requirements on maintenance and cleaning of equipment in service specifications and award conditions.
- Good practice agreements.
- Approval of Inland Marine Pollution Emergency Response Plans (IMPs).
- Improvement in the provision of own resources for the fight against accidental marine pollution

All binding environmental authorisations are reviewed during the audits for good housekeeping bonus payments. In addition, the Environmental Police has been carrying out important work to monitor all these requirements.

In 2023, the Huelva Port Authority is executing the project for the connection of the sewerage system to the basic network in the South Wharf.

The total budget for the implementation of the project was EUR 2.5 million.



Water quality characterisation campaigns (A_12)

In 2022⁵ no water quality monitoring campaigns in connection with the dredging works were carried out in the Service Area. Typically, the type of parameters that were measured during these characterisation campaigns were: Dissolved oxygen, pH, redox potential, conductivity, temperature, salinity, turbidity, suspended solids, total nitrogen, phosphates, oxidisable organic carbon and metals (mercury, cadmium, lead, copper, zinc, chromium, nickel and arsenic).

5) In relation to the EIS Resolution of 22 January 2018, of the Directorate General for Environmental Quality and Assessment and the Environment.

Drainage and wastewater treatment network (A_13)

In the Service Area of the Huelva Port there is a large area for industrial use whose installations have their own sewage network with connection to the municipal network. As regards the rest of the area used by the port, there is also an extensive sewage network that collects wastewater and takes it to the Municipal Wastewater Treatment Plant for final treatment.

The proportions are shown in greater detail below:

Type of treatment	% of area ⁶
Percentage of the land service area with sewerage network (irrespective of where it discharges and the treatment received)	100.0
Percentage of the area of the land service area with sewerage connected to the municipal sewerage system or to a WWTP	99.9
Percentage of land area discharging to septic tanks	0.01

6) These percentages refer to the service area of the port with facilities and in which port operations are or may be carried out. The area of the service area corresponding to marshland and without facilities has been disregarded for this list.

Runoff water treatment (A_14)

The degree of runoff water collection coverage is shown below:

Type of network	% of area ⁷
Percentage of land area with runoff collection network.	100%
Percentage of surface area of the Service Area with runoff water collection and treatment.	100%

A storm water tank is currently in use to collect storm water at the Ingeniero Juan Gonzalo Wharf.

7) It should be noted that these percentages are percentages in relation to the service area in which activities are or may be carried out. The area of the service area, which corresponds to marshland and has no facilities, has been disregarded.

Schematic description of the technical means used for cleaning the water surface and weight of debris collected in the year (A_15)

On 29 July 2022, a contract was signed for the support to the maintenance of the aids to navigation and the fight against marine pollution of the Huelva Port Authority 2022-2027, which includes the cleaning of the water surface, for a period of 3 years, extendable for a further 2 years at the discretion of the HPA.

The following table gives details of the service for cleaning debris on the water surface of the port in 2023:

No. of vessels	3
Frequency of cleaning	When floating debris is present
Weight of waste collected in mt	0.378

Activation of the Maritime Interior Plan (MIP) (A_16)

Number of marine pollution incidents that did not require activation of the IMP*	0
Number of marine pollution emergencies that have required activation of the IMP of a concession without activation of the Port's IMP ("Alert")	0
Number of marine pollution emergencies that have required the activation of the Port's IMP ("Alert")(**)	4
Number of marine pollution emergencies that have required the activation of the National Maritime Plan ("situation 1 or higher")	0

(*): According to the procedures established in the HPA IMP, the activation of the IMP for any concession requires the activation of the HPA IMP in at least the alert phase.

(**): Activation of the HPA IMP in Emergency Phase, Response Level 1.



Volume of waste water discharges generated by the Port Authority, or discharged through sewers owned by the Port Authority, broken down by type (A_17)

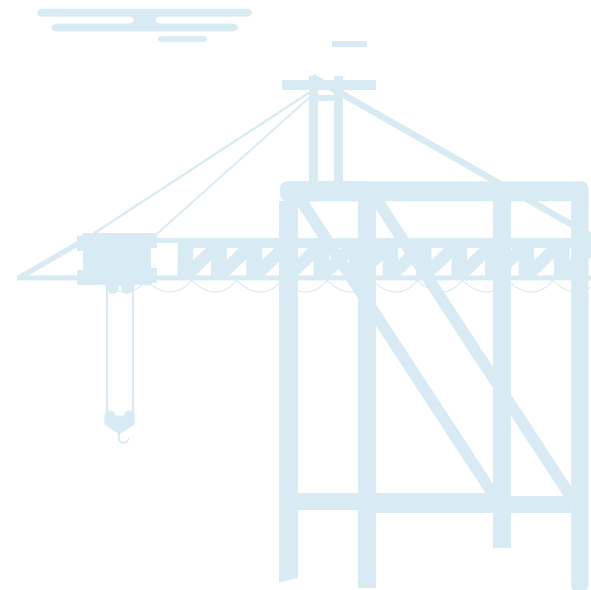
The activities of the Huelva Port Authority that generate wastewater discharges come from the following:

- Offices, Levante Wharf: Urban Waste Water
- South Wharf: Urban Waste Water
- Muelle Ingeniero Juan Gonzalo: Industrial Waste Water

The destination of waste water:

Municipal sewer	Offices and Levante Wharf (storm water)
Septic tank	South Wharf (Offices): in process of connection to sewerage network
Own treatment	In operation at Ingeniero Juan Gonzalo Wharf

The water discharged into the estuary is all rainwater. There are different points of clean rainwater in the service area which, due to their condition, do not require treatment and do not have flow or volume measuring devices.



4.5 Noise

Noise sources (A_18)

The possible sources of significant noise emissions in the Huelva Port are as follows:

Type of activity	Order of relevance ⁸
Scrap handling	NA
Other activities (please specify)	NA
Industrial activity in concessions.	1
Truck traffic	2
Vessels at berth	3
Port machinery	4
Rail traffic	5
Works	6
Container handling	7
Terminal movements RO-RO	8
Leisure facilities	9

8) The order of relevance is listed in descending order from 1 to 4. NA, when Not Applicable.

Noise complaints or allegations (A_19)

The Huelva Port Authority has a specific procedure for the reception and management of complaints, which are channelled through the register. Suggestions or complaints are formally registered and then referred to the corresponding area of responsibility so that they and the corresponding response to the user can be managed in a timely manner.

0 noise complaints were recorded in 2023.

Activity causing the complaint	Number of complaints	Origin of the complaint
	0	

This is mainly due to the fact that the service quays where the main port activity is concentrated are located in the Outer Harbour, far from the population centres. This is the

reason why the Huelva Port Authority has not foreseen the implementation of a noise map nor has it adopted measures to control the acoustic emissions linked to the port's activity.

However, in the previous year, 2 specific complaints were registered at the Huelva Port Authority regarding noise emissions from cleaning activities on the inner dock.

	2021	2022	2023
Number of complaints	0	2	0

In 2023, no noise complaints have been recorded, because the docks where the main port activity is concentrated are far from population centers.

4.6 Waste management

Percentage of waste generated by the Port Authority that is segregated and recovered (A_22)

The Huelva Port Authority controls the volume of waste generated in its facilities, calculating the amount that goes to a recovery process.

The percentage of waste produced by the Port Authority that underwent a separate collection process and was subsequently recovered in 2023 was:

Type of waste	Separate Collection (mt waste separated/mt total waste generated) *100	Revaluation (mt waste recovered/mt total waste generated)*100
USW	100%	20.35%
Hazardous Waste	0%	0%
Oils	0%	0%

The volume of waste related to the cleaning service during the year 2023 is classified as follows:

Type of waste	Total quantity collected during the year in mt	Percentage of total collected
Inert	26,094.44	96.10
Non-hazardous	27,153.97	100
Hazardous	0	0

Activities or sources of waste generation within the port (A_23)

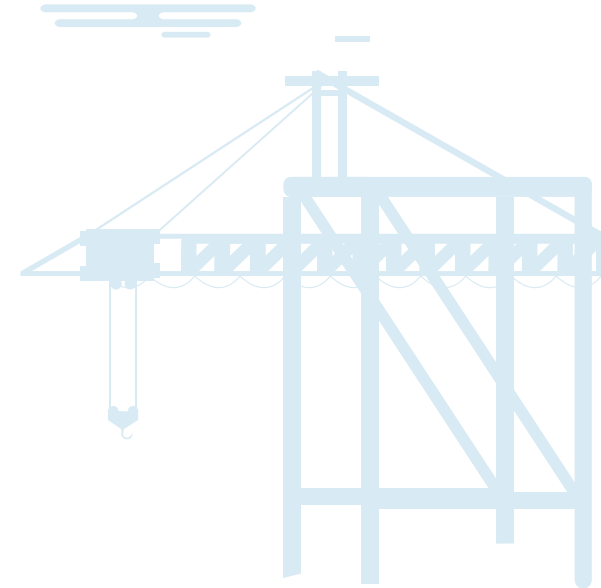
Within the Service Area there are different sources of generation of waste assimilable to urban, inert or hazardous waste, and depending on the volume of waste generated, the following sources should be noted, in order of relevance:

Type of source or activity	Order of importance
MARPOL waste delivery	1
Concession activities generated by concessions	2
Cargo and stowage waste (discarded cargo, packaging, etc.)	3
Cleaning of docks, roads and common areas	4
Remains of sweepings from the movement of solid bulk solids.	5
Fisheries (packaging, nets, fish waste, etc.)	6
Works	7
Machinery maintenance	8
Cleaning of septic tanks	9
Cleaning of the water surface (floating solids)	10
Clean-up of accidental spills	11
Bars, leisure and retail activity in service area	12
Other activities	

Measures for the improvement of waste management (A_24)

The measures promoted by the Port Authority to improve waste management in the Port Community include the following notable features:

- Existence of clean points with separate waste collection. These clean points are intended for the collection of the following waste:
 - The Port Authority's own waste, generated in offices and buildings of the HPA.
 - Waste from ships (MARPOL), managed by an authorised manager contracted by the Huelva Port Authority.
 - Waste transfer centre contracted out to an authorised manager contracted by the stevedoring companies.
- Compliance with internal rules.
- Penalties in case of abandonment of waste in unauthorised places.
- Periodic monitoring of concessions and port service providers to verify compliance with the administrative requirements established by the law on waste through the audits of bonuses in environmental matters in which the Port Authority is present, as well as in the daily environmental surveillance carried out by the Environmental Police and all the facilities in the service area.
- Good practice agreements.



Management of dredged material (A_25)

The dredging carried out so far corresponds to the maintenance dredging of the drafts of the Huelva Port, the environmental monitoring of which is carried out in accordance with the requirements of the Environmental Impact Statement of February 2018. Among the areas of control both during the execution of the dredging and the dumping in the enclosure or in the marine dump are: the quality of the water, sediment, control of marine biota, control of protected areas, control of noise and emissions from the dredger, etc. This dredging campaign ended in 2022, so no maintenance dredging was carried out in 2023.

The volumes and characteristics are listed below:



	m ³	% of total
Total volume of dredged material	0	0
Volume of Category A material	0	0
Volume of Category B material	0	0
Volume of Category C material	0	0
Volume of material classified as waste	0	0

4.7 Natural environment

Natural areas in the surroundings of the Huelva Port (A_26)

The Huelva Port is located in an environment of great environmental and biological richness, and adjacent to it and within the Service Area itself there are protected natural spaces that occupy a surface area of approximately 12,000 hectares, of which 560 are included in the Huelva Port Service Area.

The Port of Huelva is located in an environment with great environmental and biological wealth.

These areas are protected in several ways, including the following: Natural Site, Nature Reserve, Biosphere Reserve (MAB Programme), Wetlands of International Importance included in the RAMSAR List, Special Protection Areas for Birds (SPAs) and Sites of Community Interest (SCIs), and are as follows:



Name	Type of space ⁹	Distance to the port ¹⁰
Wetlands of the Odiel Natural Site	MAB, RAMSAR, ZEPA, LIC	Partially included
Estero Domingo Rubio Natural Site	ZEPA, LIC	0 Km
Laguna de Palos and Las Madres Natural Site	RAMSAR, LIC	3.2 Km
Isla de Enmedio Nature Reserve	MAB, RAMSAR, ZEPA, LIC	1 Km
Marismas del Burro Nature Reserve	MAB, RAMSAR, ZEPA, LIC	0 Km

⁹) SCI, ZEPA, RAMSAR Wetlands, Asset of Cultural Interest (BIC), etc.

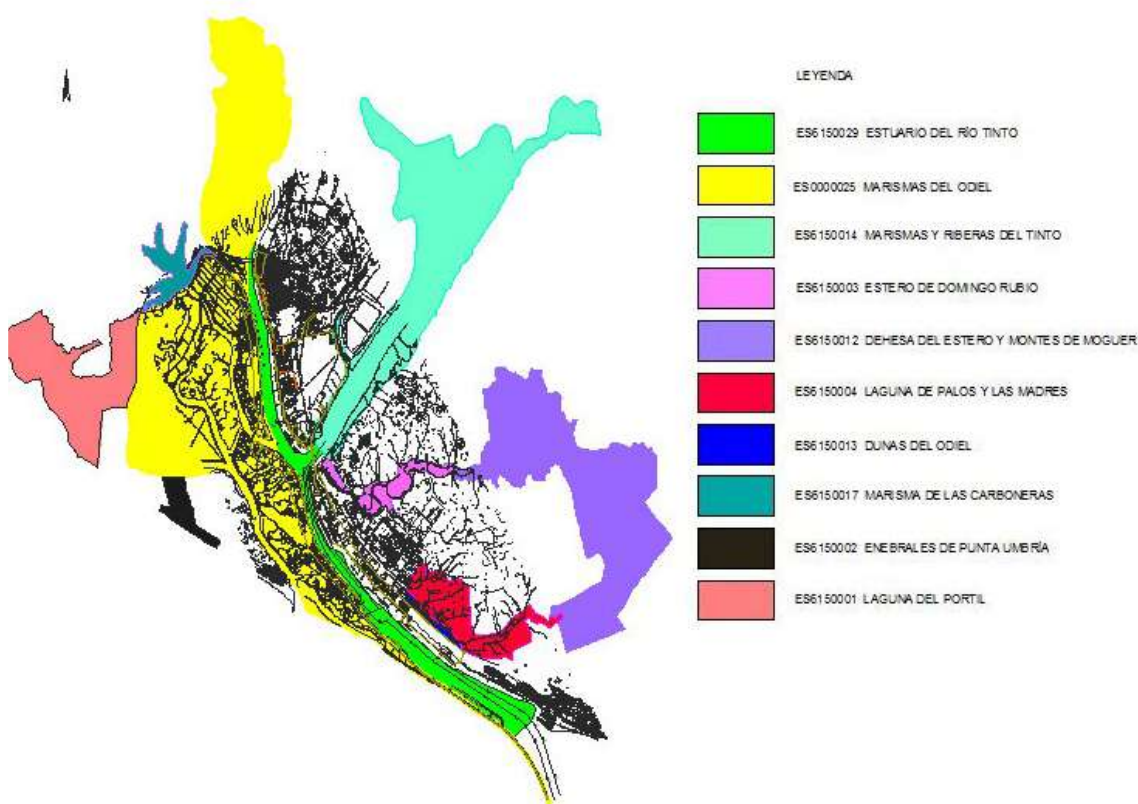
¹⁰) Means the distance to the physical port, i.e. land area and I-zone. When wholly or partly within the area, it is defined as included or partly included, as appropriate. Where adjacent, this shall be indicated: 0 km.

Among these areas, the Marismas del Odiel Natural Park stands out for its environmental values and surface area (6,631 hectares), which has been declared a Biosphere Reserve, SPA, SCI and is included in the RAMSAR List.

This site is partially included in the Port Service Area, occupying a surface area of 562 hectares, specifically on the right bank of the Odiel estuary, where there are practically no port operations. There is therefore a close link between the management of this natural area and the Port Authority, which forms part of its Board of Trustees.

The ecological value of this natural area of Wetlands of the Odiel lies in the fact that they are ecosystems of estuarine, tidal and continentalised marshes, including highly productive coastal sandy ecosystems, which constitute a strategic point for nesting and breeding migratory birds and are home to a wide variety of habitats and landscapes.

Having been declared a Biosphere Reserve since 1983, the Wetlands of the Odiel Natural Site is home to protected species such as the spoonbill, grey heron, purple heron, marsh harrier, osprey, flamingo, black stork and otter, among others.



Protected natural areas in the area surrounding the Huelva Port. Source: Own elaboration.

Schematic description of projects for the regeneration of the natural environment undertaken by the Port Authority, and valuation in euros of the cost of these actions (A_28)

Landscape improvement actions	
Name	Remodelling of the surroundings of the Monumento a la Fe Descubridora
Place	Punta del Sebo, Huelva.
State	Status of development during 2023: completed
Year	2022-2023
Reason	<p>Improve the connectivity of the existing urban fabric with the port through the adaptation of the surroundings of the Monumento a la Fe Descubridora, and its connection to the recently reformed Francisco Montenegro Avenue.</p>
Description	<p>It consists of remodelling and improving accessibility in the area around the Monumento a la Fe Descubridora, located in Punta del Sebo, Huelva, recovery of pine forests and marshes, installation of new urban furniture such as benches and fountains and improvements in lighting and ground qualification, guaranteeing a greater perceived safety in the area.</p> <p>The intervention in the area around the monument will double the pedestrian area from the current 6,000 m2 to more than 12,000 m2. This increase in pedestrian space benefits both the Punta del Sebo beach and the adjacent marshland area, whose accessibility is considerably improved.</p> <p>This project is committed to energy efficiency and sustainability, promoting natural water cycles, the use of highly efficient public lighting with LED streetlights and beacons, the reduction of water consumption for irrigation thanks to rainwater harvesting, the use of indigenous plants and xeriscaping.</p>
Investment and expenditure in €	603,092.58 €



Landscape improvement actions	
Name	Refurbishment of the Tharsis Wharf
Place	Tharsis Wharf
Status	Development status during the year 2023: in progress
Year	2022-2024
Reason	The Huelva Port continues to work to maintain and recover its architectural heritage.
Description	<p>The project consists of the structural rehabilitation of the property known as the loading dock of the Compañía Española de Minas de Tharsis in the Huelva Port, in the General Catalogue of Andalusian Historical Heritage, with specific character and category of Monument. This Wharf has been declared an Asset of Cultural Interest, establishing its protection regime under the Law of Spanish Historical Heritage 16/1985 of 25 June.</p> <p>The Loading Dock of the Compañía Española de Minas de Tharsis belongs to the group of civil and industrial engineering works that were carried out in the second half of the 19th century in the province of Huelva as a result of the development of mining activity due to the boom in the exploitation of the mines located in the Cuenca Minera and Andévalo.</p>
Investment and expenditure in €	1,827,564.38 euros



4.8 Eco-efficiency

Land use (A_29)

The percentage of the service area occupied by own or concessioned active installations (8,183,132m²) is 45.86% of the total surface area (17,841,824m²), although if we refer to the 7,382,473m² of usable surface area (deducting the 10,459,351m² of marshland), the percentage rises to 41.38% of this surface area.

Water consumption (A_30)

The management of the Port's water supply network, whose consumption points are 100% controlled, is outsourced to the Municipal Company Aguas de Huelva, which is responsible for the sale of water in the Port.

The evolution over the last three years of the Port Authority's total annual water consumption, expressed as total cubic metres and as cubic metres per square metre of surface area of the Service Area, has been as follows:

	2021	2022	2023
Consumption in m ³	134,889.00	187,817.71	219,163.00
Service area in m ²	17,841,824	17,841,824	17,841,824
Ratio m ³ /m ²	0.008	0.011	0.012

Port Authority water consumption by use in 2023:

Source of consumption	% of total
Domestic/office	7.02
Irrigation of green areas	77.20
Dust prevention systems by irrigation (only if PA)	15.04
Other uses (please specify)	0.74

The Huelva Port Authority has installed meters to be better informed about consumption per application and to detect losses as a savings measure.

An increase in water consumption can be observed with respect to previous years, due to the increase in green areas to be maintained after the restoration of Avenida Francisco Montenegro and Paseo de la Ría.

Evolution, at least in the last three years, of the efficiency of the water distribution network, expressed as a percentage, for those Port Authorities that directly manage the water distribution network (A_31)

It is important to point out the major effort made by the Huelva Port Authority to avoid possible losses in water consumption. The development over the last three years is shown below:

	2021	2022	2023
Grid efficiency in % of network	74.20%	74.23%	74.15%

Electrical energy consumption (A_32)

The distribution of electricity in the Huelva Port is carried out through the different ENDESA Distribución infrastructures. Since 1 July 2009, due to Decree Law 485/2009, of 3 April, operators who carry out their activity in the service area of the Huelva Port Authority have the possibility of contracting the purchase of electrical energy with the most convenient trading company on the market.

The evolution over the last three years of the total annual consumption of electrical energy in Port Authority installations and lighting in common areas, expressed as total kWh and as total kWh per square metre of Service Area, has been as follows:

	2021	2022	2023
Consumption in kWh	4,280,723.04	4,132,111.78	4,703,055.36
Service area in m ²	17,841,824	17,841,824	17,841,824
Ratio Kwh/m ²	0.240	0.231	0.263

It should be taken into account that there are new facilities in use (such as the Lonja and Ciudad del Marisco) that increase energy consumption compared to previous years.

Port Authority electricity consumption by use during 2023:

Source of consumption	% of total
Road lighting	87.06
Offices (lighting, air conditioning, etc.)	11.99
Other uses (Beaconing)	0.95

As a control and savings initiative, the energy efficiency project that was underway since 2019 continued to be developed in 2023. In addition, the HPA has been contracting electricity from a company with 100% renewable GdO, contributing to a 100% reduction of CO2 emissions from the Head Office.

Fuel consumption (A_33)

The evolution over the last three years of the total annual fuel consumption by the Huelva Port Authority, expressed as total cubic metres and as cubic metres per square metre of Service Area, has been as follows:

In 2023, energy efficiency measures such as the optimisation of lighting and the upgrading of the car fleet by replacing diesel vehicles with hybrids continued.

	2021	2022	2023
Total fuel consumption in kWh	277,323.88	270,628.99	242,421.41
Service area in m ²	17,841,824	17,841,824	17,841,824
Ratio kWh/m ²	0.016	0.015	0.014

Consumption by fuel type during 2023	
Fuel type	% of total
Natural gas	0
Butane or propane gas, or liquefied petroleum gases	0
Petrol	56.53
Diesel	43.47
Biodiesel	0

Fuel consumption by use during 2023	
Sources of consumption	% of total
Heating/Sanitary Hot Water	0
Vehicles	99.04
Vessels	0
Generators	0.96
Other uses	0

4.9 Port Community

The Huelva Port Service Area is home to a very diverse set of activities, including most notably mainly industrial activities, those associated with same and activities related to the fishing industry.

Environmental conditions in the Particular Specifications of port services, in conditions for granting and in titles of concession or authorisation (A_34)

The specifications for concessions and service requirements are tools through which the Port Authority establishes specific environmental requirements. We highlight those requirements that address the following points:

- Reference to specific operational practices for the control of environmental aspects.
- Demands on the level of order and cleanliness of work facilities.
- Waste management requirement.

- Soil contamination control and decontamination in concessions.
- Compliance with general and activity-specific legal requirements.

Environmental management systems in port facilities (A_35)

The degree of EMS implementation in service providers and cargo handling terminals is:

Total number and percentage of maritime terminals and service companies that have an EMS in place that covers their entire activity		
Type of terminal/ service	Total No. with EMS	% with EMS
Freight terminal	6	100
Passenger terminal	1	100
Stevedoring service	4	50
MARPOL Service	2	100
Marine technical service	0	0
Port Services (other)	27	47




Puerto de Huelva

Autoridad Portuaria de Huelva

Annual Report 2023

05

LIST OF INDICATORS



List of indicators

I_01 Functions and legal form	224
I_02 Functions and manner in which the governing and management bodies are elected	226
I_03 Structure of the Board of Directors	227
I_04 Management and support systems	230
I_05 Steering Committee	230
I_06 Sector technical committees that support the Board	230
I_07 General technical characteristics of the port	235
I_08 Infrastructures under implementation or project and purposes served	240
I_09 Industrial promotion and logistics initiatives	251
I_10 Traffic evolution	254
I_11 Hinterland and foreland. Main origins and destinations of goods	257
I_12 Turnover invoiced to top five customers	261
I_13 Main sectors in economic development that rely on the port for their development	262
I_14 Services provided by the port	263
I_15 Number of companies operating in the port under concession, authorisation or licence	269
I_16 Actual land area in commercial use	270
I_17 Percentage of tonnes moved in concessionary or licensed maritime freight terminals	271

I_18 Information mechanisms provided by the Port Authority guaranteeing transparency of information about the conditions for operators wishing to provide services in the Port or to apply for a concession	272
I_19 Port Authority initiatives to improve the efficiency and quality of the service	273
I_20 Companies benefiting from a bonus to encourage improvements in the quality of service	273
I_21 Initiatives to receive or handle complaints or suggestions	274
I_22 Current and planned road and rail accesses and promotion of port-rail intermodality	277
I_23 Traffic development developed by roll-on/roll-off loading and unloading	282
I_24 Developments in rail and road transport and road operations	283
I_25 Stakeholders	285
I_26 Communication with stakeholders	285
I_27 Main concerns of stakeholders	291
I_28 Coordination and collaboration projects with other administrations	291
I_29 Technical or business associations that the Huelva Port Authority belongs to	294
I_30 Trade promotion initiatives 2023	296
I_31 Expenditure on commercial promotion of the port	297
I_32 Projects for communication and service provision via internet or other telematic means	298
I_33 R+D+i projects promoted by the Port Authority	301
I_34 Foundations and socio-cultural initiatives supported by the Huelva Port Authority	302
I_35 Projects for the improvement of the Port-City Interface	302

I_36 Financial resources spent on safety and security	303
I_37 Financial resources spent on the environment	303
E_01 Return on assets	309
E_02 EBITDA evolution	309
E_03 Debt service	310
E_04 Inactive assets	311
E_05 Changes in operating income and expenditure	311
E_06 Evolution of public investment	312
E_07 Development of external investment	312
E_08 Evaluation of asset renewal	313
E_09 Evolution of income from occupancy and activity rates	313
E_10 Evolution of tonnes moved per square metre of commercial surface area	314
E_11 Evolution of tonnes moved per linear metre of active quayside	314
E_12 Evolution of net turnover per employee	315
E_13 EBITDA evolution per employee	315
E_14 Estimated number of direct and indirect jobs and employment generated by the port community	317
E_15 Estimated gross value added of the port community	318
S_01 Total number of persons employed	319
S_02 Percentage of temporary workers over total permanent employees	319

S_03 Distribution of staff by area of activity	320
S_04 Percentage of employees covered by Collective Bargaining Agreements	320
S_05 Mechanisms for worker representation and communication with management	320
S_06 Mechanisms for the technical participation of workers in the improvement of production processes	320
S_07 Percentage of employees attending training programmes	321
S_08 Average hours of training per employee	321
S_09 Number of ongoing training programmes related to the competency-based management system	322
S_10 Percentage of women out of total number of employees	324
S_11 Percentage of women not covered by the collective agreement	324
S_12 Percentage of permanent employees aged 50+	324
S_13 Percentage of permanent employees under 30 years of age	324
S_14 Evolution of annual accident frequency rate (FR)	325
S_15 Evolution of the annual accident severity rate (SR)	325
S_17 Effort made in occupational risk prevention training	325
S_18 Security and safety exercises and simulations	326
S_19 Estimated total number of direct jobs generated by maritime freight terminals, passenger terminals and companies providing port services	332
S_20 Requirement for preventive and safety measures	332
S_21 Mechanisms for the coordination of business activities	333

S_22 Total number and percentage of maritime freight terminals and maritime passenger terminals under concession or authorisation and as companies licensed or authorised to provide port or commercial services with OHSAS	335
S_23 Security and safety training actions for the port community	335
A_01 Environmental management system ISO 14001:2015	338
A_02 Total financial resources for environmental monitoring and characterisation	339
A_03 Common land and water cleaning costs	340
A_04 Environmental training	340
A_05 Emission sources	341
A_06 Complaints about air emissions	342
A_07 Measures adopted by the Huelva Port Authority to control emissions	342
A_08 Air quality monitoring	342
A_10 Landfill sources	343
A_11 Measures adopted by the Huelva Port Authority for the control of discharges	344
A_12 Water quality characterisation campaigns	345
A_13 Drainage and wastewater treatment network	345
A_14 Runoff water treatment	346
A_15 Schematic description of the technical means used for cleaning the water surface and weight of debris collected in the year	346
A_16 Activation of the Maritime Interior Plan (MIP)	347

A_17 Volume of waste water discharges generated by the Port Authority, or discharged through sewers owned by the Port Authority, broken down by type	348
A_18 Noise sources	349
A_19 Noise complaints or allegations	349
A_22 Percentage of waste generated by the Port Authority that is segregated and recovered	350
A_23 Activities or sources of waste generation within the port	351
A_24 Measures for the improvement of waste management	352
A_25 Management of dredged material	353
A_26 Natural areas in the surroundings of the Huelva Port	354
A_28 Schematic description of projects for the regeneration of the natural environment undertaken by the Port Authority, and valuation in euros of the cost of these actions	356
A_29 Land use	358
A_30 Water consumption	358
A_31 Evolution, at least in the last three years, of the efficiency of the water distribution network, expressed as a percentage, for those Port Authorities that directly manage the water distribution network	359
A_32 Electrical energy consumption	359
A_33 Fuel consumption	360
A_34 Environmental conditions in the Particular Specifications of port services, in conditions for granting and in titles of concession or authorisation	361
A_35 Environmental management systems in port facilities	361



Puerto de Huelva



Autoridad Portuaria de Huelva