

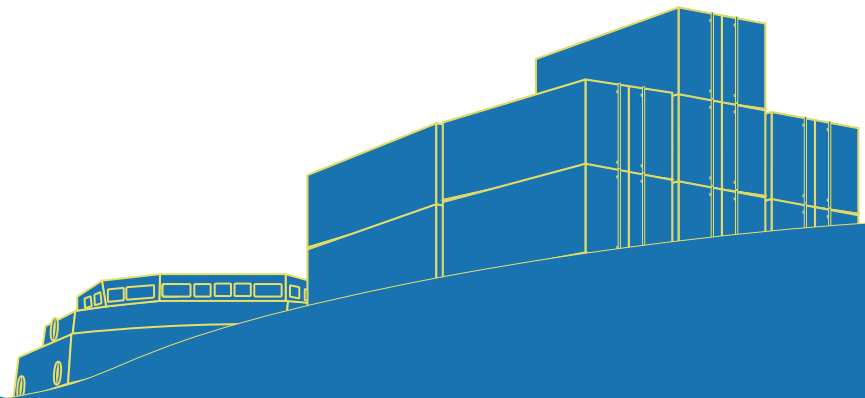


Puerto de Huelva

Autoridad Portuaria de Huelva

Annual Report 2023

STATISTICAL REPORT





FINANCIAL STATEMENTS

1.1 Balance sheet at the year end (euros)

ASSETS	2023	2022
A) Non current assets	547,269,976.86	553,175,627.72
I. Intangible assets	4,227,111.85	4,925,568.34
1. Industrial property and intangible assets	3,130,923.17	3,514,301.57
2. Computer applications/software	1,096,188.68	1,411,266.77
3. Advances for intangible assets	-	-
II. Tangible assets	432,087,329.93	414,364,616.05
1. Land and natural resources	160,555,572.23	152,913,454.13
2. Buildings	227,190,159.21	202,409,187.75
3. Equipment and technical installations	120,772.36	141,360.20
4. Assets under construction and advances	42,813,569.08	57,104,491.32
5. Other fixed assets	1,407,257.05	1,796,122.65
III. Property investments	97,950,643.19	99,683,389.35
1. Land	70,552,934.10	70,552,934.10
2. Buildings	27,397,709.09	29,130,455.25

ASSETS	2023	2022
IV. Long-term investments in group and associated companies	2,608,823.54	2,682,411.77
1. Equity instruments	-	-
2. Loans to companies	2,608,823.54	2,682,411.77
V. Long-term financial investments	2,450,840.36	25,347,280.53
1. Equity instruments	-	-
2. Loans to third parties	262,790.63	225,296.31
3. Public Administrations, official grants pending receipt	-	-
4. Other financial assets	2,188,049.73	25,121,984.22
VI. Deferred tax assets	7,945,227.99	6,172,361.68
VII. Non-current trade debtors	0.00	0.00
B) Current assets	142,314,446.37	122,930,463.42
I. Non-current assets held for sale	-	-
II. Stocks	433,901.34	348,789.56
III. Trade debtors and other receivables	10,697,365.78	15,586,350.63
1. Customers for sales and provision of services	5,418,250.92	6,572,041.60
2. Customers and debtors, group and associated companies		945,835.98
3. Sundry debtors	9,610.23	11,876.43
4. Public Administrations, official grants pending receipt	-	-
5. Other credits with Public Administrations	5,269,504.63	8,056,596.62

ASSETS	2023	2022
IV. Short-term investments in group and associated companies	78,239.54	46,400.89
V. Short-term financial investments	118,831,397.95	97,775,303.35
1. Equity instruments	-	-
2. Loans to companies	-	-
3. Other financial assets	118,831,397.95	97,775,303.35
VI. Timing differences	14,999.00	-
VII. Cash and cash equivalents	12,258,542.76	9,173,618.99
1. Cash	12,258,542.76	9,173,618.99
2. Cash equivalents	-	-
Total Assets (A+B)	689,584,423.23	676,106,091.14

EQUITY AND LIABILITIES	2023	2022
A) EQUITY	661,024,487.08	646,730,901.95
A-1) Own funds	608,508,251.45	596,576,542.21
I. Equity	283,133,238.36	283,133,238.36
II. Retained earnings	313,443,303.85	299,055,164.15
III. Profit / (loss) for the year	11,931,709.24	14,388,139.70
A-2) Adjustments for changes in value	-	-
I. Financial assets at fair value with changes in equity	-	-
II. Hedging transactions	-	-

EQUITY AND LIABILITIES	2023	2022
III. Others	-	-
A-3) Subsidies, donations and bequests received	52,516,235.63	50,154,359.74
B) NON CURRENT LIABILITIES	21,790,181.91	20,558,723.27
I. Long-term provisions	-	-
1. Liabilities for long-term staff benefits	-	-
2. Provisions for liabilities	-	-
3. Other provisions	-	-
II. Long-term debt	7,705,684.40	7,639,805.18
1. Debts with credit institutions	-	-
2. Long-term asset suppliers	-	-
3. Other debts	7,705,684.40	7,639,805.18
III. Long-term debts with group and associated companies	-	-
IV. Deferred tax liabilities	14,084,497.51	12,918,918.09
V. Long-term accruals	-	-
C) Current liabilities	6,769,754.24	8,816,465.92
II. Short-term provisions	565,012.15	571,182.40

EQUITY AND LIABILITIES	2023	2022
III. Short-term debts	1,606,502.47	851,777.61
1. Debts with credit institutions	-	-
2. Short-term suppliers of assets	83,054.54	200,599.17
3. Other financial liabilities	1,523,447.93	651,178.44
IV. Short-term debts with group and associated companies	15,280.58	1,002,795.45
V. Trade creditors and other payables	4,582,959.04	6,390,710.46
1. Creditors and other payables	4,023,114.36	4,138,268.76
2. Public Administrations, advances on grants	-	1,550,000.00
3. Other debts with Public Administrations	559,844.68	702,441.70
VI. Timing differences	-	-
TOTAL EQUITY AND LIABILITIES (A+B+C)	689,584,423.23	676,106,091.14

1.2 Statement of source and application of funds for the year then ended (euros)

Resources generated	2023	2022
PROFIT/(LOSS) FOR THE YEAR	11,931,709.24	14,388,139.70
1. Inter-port compensation fund received (-)	(286,000.00)	(257,000.00)
2. Inter-port compensation fund provided (+)	1,382,000.00	1,143,000.00
3. Amortisation/depreciation of intangible and tangible assets and property investments (+) (P&L)	17,631,607.45	16,592,108.96
4. Valuation adjustments for impairment of non-current assets (+/-) (Tables 1, 2.4, 3, 4 and 5)	-	-
5. Allocation/Excess of provisions for risks and expenses (+/-) (Table 7a)	-	-
6. Results from disposals of assets (+/-) (P&L)	(857.33)	(4,147,783.20)
7. Reclassification to intangible and tangible assets and property investments. (+/-) (Tables 1, 2, 2.4 and 3)	37,800.00	80,729.00
8. Allocation to profit and loss of grants, donations and bequests (Table 6) (-)	(5,688,926.72)	(5,744,237.46)
9. Allocation to profit and loss of advances received for long-term sales or services provided (Table 8) (-)	-	-
10. Incorporation of financial expenses to assets (Tables 1 and 2.1) (-)	-	-
11. Change in fair value of financial instruments (+/-) (Tables 4a, 4b and 8)	-	-
12. Income and expenditure from financial updates (+/-) (Tables 4a, 4b, 5 and 8)	-	-
13. Income from OPPE for payment of principal and interest on tariff disputes (Table 13)	-	(948,541.72)
14. Other adjustments (+/-)	-	-
RESOURCES FROM OPERATIONS	25,007,332.64	21,106,415.28

SOURCES	2023	2022
1. Resources from operations	25,007,332.64	21,106,415.28
2. Increases in equity	-	-
3. Inter-port compensation fund received	286,000.00	257,000.00
4. Subsidies	9,216,382.03	418,275.36
a) Grants	9,216,382.03	115,792.03
b) Other grants	-	-
c) Income from the reversal of grants	-	302,483.33
5. Additions of non-current liabilities	149,695.08	257,788.46
a) Long-term debts with credit institutions	-	-
b) Long-term debts with asset suppliers	149,695.08	257,788.46
c) Long-term debts with group and associated companies and others	-	-
d) Long-term debts due to loans received from the FFATP	-	-
e) Advances received for sales or the provision of services	-	-
6. Derecognition of non-current assets	29,219,733.75	64,810,247.82
a) Disposal of tangible and intangible assets	857.33	4,603,577.00
b) Disposal of property investments	-	3,321.69
c) Disposal of equity instruments	-	-
d) Disposal of non-current assets held for sale	-	-
e) Cancellation or transfer to short-term of long-term grants receivable	-	-
f) Cancellation or transfer to short-term of other long-term financial investments to FFATP	73,588.23	45,058.82
g) Cancellation or transfer to short-term of other long-term financial investments	29,145,288.19	60,158,290.31
h) Transfer of assets to other public bodies	-	-
7. Other sources	-	945,220.03
TOTAL SOURCES	63,879,143.50	87,794,946.95

APPLICATIONS	2023	2022
1. Additions of non-current assets	40,982,633.01	83,251,980.00
a) Acquisitions of tangible and intangible assets and property investments	32,960,918.68	24,440,491.22
Intangible assets	9,748.00	14,437.93
Tangible assets	32,908,136.43	24,426,053.29
Property investments	43,034.25	-
b) Acquisitions of financial assets	8,021,714.33	58,509,005.45
Investments in equity instruments	-	-
Long-term official grants receivable	-	-
Long-term loans granted to the Accessibility Fund	-	1,499,000.00
Other financial investments	8,021,714.33	57,010,005.45
c) Assets for reversed grants	-	302,483.33
d) Transfer of assets from other public bodies	-	-
2. Reductions of equity	-	-
3. Inter-port compensation fund provided	1,382,000.00	1,143,000.00
4. Derecognition of non-current liabilities	83,815.86	172,281.89
a) Cancellation or transfer to short-term of debts with credit institutions	-	-
b) Cancellation or transfer to short-term of debts with asset suppliers	83,815.86	172,281.89
c) Cancellation or transfer to short-term of debts with group and associated companies and others	-	-
d) Short-term cancellation/transfer of long-term debts for loans received from FFATP	-	-
e) Cancellation or transfer to short-term of long-term timing differences	-	-
f) Application and transfer to short-term of long-term provisions	0.00	-
5. Other applications	-	-
TOTAL APPLICATIONS	42,448,448.87	84,567,261.89

CHANGE IN WORKING CAPITAL	21,430,694.63	3,227,685.06
Working capital at start of year	114,113,997.50	110,886,312.44
Change in working capital	21,430,694.63	3,227,685.06
Working capital at end of year	135,544,692.13	114,113,997.50

1.3 Profit and loss account for the year then ended (euros)

	(Debit) / Credit	
	2023	2022
1. Net turnover	44,513,724.43	44,182,847.88
A. A. Port charges	40,132,309.53	39,800,112.13
a) Occupation charges	10,513,192.86	10,273,519.90
b) Usage charges	24,008,267.79	23,436,381.51
1. Charge for vessel (T1)	10,491,303.13	9,989,714.75
2. Charges for sports and recreational craft (T5)	20,259.00	19,937.40
3. Charge for passengers (T2)	135,935.64	133,656.45
4. Charge for freight (T3)	13,135,505.42	13,020,583.54
5. Charge for fresh fish (T4)	37,748.08	38,986.98
6. Charge for special use of the transit zone (T6)	187,516.52	233,502.39
c) Charge for activity	5,281,413.70	5,724,502.97
d) Charge for navigational aids	329,435.18	365,707.75
B. Other business income	4,381,414.90	4,382,735.75
a) Additional amounts to charges	252,203.22	252,590.97
b) Fees and others	4,129,211.68	4,130,144.78
3. Work carried out by the company for its assets	-	-

	(Debit) / Credit	
	2023	2022
5. Other operating income	2,647,317.13	3,132,802.54
a) Sundry and other current operating income	1,158,923.29	1,733,384.69
b) Operating subsidies incorporated into the results of the year	67,528.37	4,018.58
c) Income transferred to the profit and loss for reversed grants	1,134,865.47	1,138,399.27
d) Inter-port compensation fund received	286,000.00	257,000.00
6. Staff costs	(10,355,940.21)	(9,859,207.21)
a) Wages, salaries and similar	(7,472,267.71)	(7,191,995.03)
b) Compensation	-	-
c) Social charges	(2,889,342.08)	(2,667,376.20)
d) Provisions	5,669.58	164.02
7. Other operating costs	(17,922,920.16)	(16,336,110.59)
a) Outside services	(11,969,109.69)	(12,851,013.52)
1. Repairs and maintenance	(6,188,176.31)	(5,823,483.34)
2. Independent professional services	(726,170.46)	(945,630.25)
3. Supplies and consumption	(1,389,117.08)	(2,155,780.76)
4. Other external services	(3,665,645.84)	(3,926,119.17)
b) Taxes	(2,105,550.87)	(2,296,937.39)
c) Losses, impairment and changes in operating provisions	(142,177.37)	2,203,976.07
d) Other current operating expenses	(732,077.74)	(676,832.39)
e) Contribution to State Ports Article 19.1.b) TRLPEDM	(1,592,004.49)	(1,572,303.36)
f) Inter-port compensation fund provided	(1,382,000.00)	(1,143,000.00)
8. Amortisation and depreciation of assets	(17,631,607.45)	(16,592,108.96)
9. Allocation of grants of non-financial fixed assets and others	4,554,061.25	4,605,838.19
10. Excess provisions	5,898.57	859.33

	(Debit) / Credit	
	2023	2022
11. Impairment and losses on disposal of fixed assets	857.33	4,147,783.20
a) Impairment and losses	-	-
b) Profit / (loss) on disposals and others	857.33	4,147,783.20
Other profits	-	877,434.52
a) Extraordinary income	-	877,434.52
b) Extraordinary expenses	-	-
A.1. EXTRAORDINARY EXPENSES (1+3+5+6+7+8+9+10+11)	5,811,390.89	14,160,138.90
12. Financial income	4,394,423.14	441,394.63
a) From holdings in equity instruments	-	-
b) From securities and other financial instruments	4,394,423.14	441,394.63
c) Incorporation of financial expenses into assets	-	-
13. Financial expenses	(46,971.10)	(21,598.79)
a) For debts with third parties	(46,971.10)	(21,598.79)
b) For updating provisions	-	-
14. Change in fair value on financial instruments	-	-
16. Impairment and gains or losses on disposals of financial instruments	-	-
a) Impairment and losses	-	-
b) Profit / (loss) on disposals and others	-	-
A.2. FINANCIAL PROFIT/ (LOSS) (12+13+14+16)	4,347,452.04	419,795.84
A.3. PRE-TAX PROFIT / (LOSS) (A.1+A.2)	10,158,842.93	14,579,934.74
17. Income tax	1,772,866.31	(191,795.04)
A.4. PROFIT / (LOSS) FOR THE YEAR (A.3+17)	11,931,709.24	14,388,139.70

1.4 Change in working capital for the year then ended

CONCEPT	2023	2022
1. Stocks	85,111.8	-12,416.4
2. Trade debtors and other receivables	-4,888,984.9	1,929,347.4
3. Short-term investments in group and associated companies	31,838.7	23,871.5
4. Short-term financial investments	21,056,094.6	27,267,503.4
5. Cash and cash equivalents	3,084,923.8	-27,694,014.4
6. Short-term provisions	6,170.3	286,923.4
7. Short-term debts	-754,724.9	3,412,216.9
8. Short-term debts with group and associated companies	987,514.9	-1,002,544.9
9. Trade creditors and other payables	1,807,751.4	-983,201.7
10. Timing differences	14,999.0	0.0
Total Change in Working Capital (*)	21,430,694.63	3,227,685.06

(*) Working capital is considered to be current assets, excluding non-current assets held for sale, less current liabilities.

02 TECHNICAL CHARACTERISTICS OF THE PORT

2.1 General Conditions

2.1.1 Location

Location	
Longitude	6° 49' 32.8" W (Greenwich)
Latitude	37° 8' 6,6" N

2.1.2 Wind system

Wind system	
Prevailing	NW
Predominant	SW

2.1.3 Storm system

Storm system	
Significant maximum wave height (Hs MAX)	4.42
Peak wave period (Tp) linked to Hs MAX	12.11
Mean wave direction (Dir) linked to Hs MAX	208

2.1.4 Level of the sea

Level of the sea	
Maximum tidal range recorded during the year *	3.6
Minimum low tide recorded during the year with respect to port zero *	0.18
Minimum low tide recorded during the year compared to port zero *	4.00

* Data from the latest recorded year, 2022

2.1.5 Entrance

2.1.5.1 Entry channel

Entry channel	
Orientation	339°
Width	200 to 300 m
Length	22,000 m
Water depth at M.L.W.S	13 m*
Nature of the seabed	Sand and sludge

* The project draft is updated with the bathymetries that are being carried out in the port.

2.1.5.2 Entry access

Entry access	
Orientation	339°
Width	300 m
Draught at M.L.W.S	13 m*
Maximum recorded current	5 knots

* Draft of the project.

2.1.5.3 Use of tugs for entry and exit

In accordance with the current Rules for Entry, Exit, Docking and Undocking at the Port of Huelva, published in the Official Gazette of the Province of Huelva No. 201 on October 23, 2006, the mandatory use of tugs in normal conditions is dependent on the length of the vessel and the nature of the freight, rather than the value of its GT.

Thus, the attendance of tugs will be mandatory when it comes to manoeuvring vessels of more than 90 m in length, carrying hazardous freight classified under classes 1, 2, 3 or 4 of the IMDG Code, those included in Article 15 of Royal Decree 145/89, approving the National Regulations for the Admission, Handling and Storage of Hazardous Freight in Ports, and substances not included in the sections above, which are considered hydrocarbons as defined in Article 1.2 of Royal Decree 253/2004, of February 13, establishing measures to prevent and combat pollution in the loading, unloading and handling of hydrocarbons in the maritime and port environment.

2.1.5.4 Largest vessels to have entered in the last year

Features	Greatest length		Greatest draught	
	Area 1	Area 2	Area 1	Area 2
Name	LNG LAGOS II	EVER GLOBE	JY RIVER	NORDIC SPACE
Nationality	BERMUDAS	PANAMA	LIBERIA	CAYMAN ISLANDS
Gross tonnage (G.T.)	115,995	219,775	43,968	81,721
Dead weight tonnage (D.W.T.)	99025	198937	81161	157587
Length	299.5	399.98	229	277
Draught	12.97	16	14.45	17.17
Type	Transport of liquefied gas	Container Ship	Bulk Carrier	Oil Tanker
Real entry or exit draught	11.8	15.2	13.15	16.1

2.1.6 Flotation surface area (Ha)

2.1.6.1 Area I

Location	Outer harbour	Docks			Total
		Commercial	Fishing	Others	
Entry channel	366.70				366.70
Outer dock		379.90			379.90
Inner dock		239.50	16.50	5.20	261.20
Others				1,084.31	1,084.31
Total Area I	366.70	619.40	16.50	1,089.51	2,092.11

2.1.6.2 Area II

Location	Access	Anchorage area	Others	Total
Crude oil terminal buoy			113.00	113,00
Others		2,639.00	9,994.30	12,633.30
Total Area II		2,639.00	10,107.30	12,746.30

2.2 Facilities at the service of maritime trade

2.2.1 Quays and berths

2.2.1.1 Classification by docks

Service	Length (m)	Draught (m)	Width(m)	Used for
For Service				
Ingeniero Juan Gonzalo Quay	942	13.00	230	General freight and bulk materials
Ciudad de Palos Quay	492	13.00	320	General freight and bulk materials
Levante South Quay	400	8.00	80	General freight and passengers
Levante Centre Quay	90	8.00	80	Local passengers and auxiliary
Levante North Quay	710	8.00	80	Fishing and inner traffic
Arenillas Tower Oil Tanker Quay	460	12.60		Bulk liquid (2 berths)
Ore Quay	374	13.00	50	General freight and bulk materials
South Quay	750	13.00	300	Passengers, general freight, RO-RO and containers
Tharsis Quay	280	-	-	Out of service
Mooring buoys - North	200	7.00	-	
Mooring buoys - Centre	200	6.00	-	
Mooring buoys - South	150	5.00	-	
TOTAL FOR SERVICE	5,048			

Service	Length (m)	Draught (m)	Width(m)	Used for
Private				
New Huelva Shipyard Quay	337.0	-	-	Weapons, repairs and scrap
Riotinto quay	390.0	-	-	Out of service
Fertiberia, S.L. (Phosphoric acid/compounds) jetty	180.0	8.10	-	Bulk liquid
Atlantic Copper, S.L.U. jetty North	140.0	6.50	-	Bulk liquids
Fertiberia, S.L. (Fertiliser) jetty	150.0	8.10	-	Bulk liquids and solids
Impala Terminal	550.0	14.00	-	Bulk solids
Levantino-Aragonesa de Tránsitos, S.A.	120.0	9.70	-	Bulk liquids
Atlantic Copper, S.L.U TNP 1 jetty	175.0	10.00	-	Bulk liquids
Atlantic Copper, S.L.U. jetty TNP 2	159.0	8.00	-	Bulk liquids
Saltés quay	200.0	5.50	-	Weapons, repairs and scrap
Reina Sofía E de CEPSA jetty	190.0	10.00	-	Bulk liquids
Reina Sofía C de CEPSA jetty	128.0	8.50	-	Bulk liquids
Reina Sofía W de CEPSA jetty	150.0	9.00	-	Bulk liquids
Reina Sofía 4° CEPSA BERTH jetty	210.0	12.60	-	Bulk liquids
Enagas, S.A. jetty	304.5	12.00	-	Bulk liquids
Decal North jetty	210.0	11.50	-	Bulk liquids
Decal South jetty	210.0	12.50	-	Bulk liquids
Decal-South 2 jetty	188.0	13.30	-	Bulk liquids
Royal Maritime Club of Huelva	16.0	2.00	-	Various

Service	Length (m)	Draught (m)	Width(m)	Used for
La Rábida quay	20.0	2.00	-	Auxiliary (1 berth)
Single buoy	275.0	16.50	-	Bulk liquids
TOTAL FOR INDIVIDUALS	4,302.5			
TOTAL	9,350.5			

2.2.1.2 Classification by uses and draught

Usage	Linear metres with draught "C" (m)					C<4
	C ≥ 12	12 > C ≥ 10	10 > C ≥ 8	8 > C ≥ 6	6 > C ≥ 4	
Service						
Commercial docks						
General conventional freight		-	-		-	-
Containers	-		-	-	-	-
RO-RO berths	-		-	-	-	-
Bulk solids without special installation	-	-	-	-	-	-
Bulk solids via special installation	-	-	-	-	-	-
Bulk liquids	460	-	-	-	-	460
Multi-purpose	2,558	-	-	400	-	2,958
Passengers	-	-	-	90	-	90
Other quays						
Fishing	-	-	-	710	-	710
Weapons, repairs and scrap	-	-	-	-	-	-

Usage	Linear metres with draught "C" (m)						C<4
	C ≥ 12	12 > C ≥ 10	10 > C ≥ 8	8 > C ≥ 6	6 > C ≥ 4	Total	
Service buoys				400	150	550	
Various	-	-	-	-	280	280	-
TOTAL FOR SERVICE	3,018	-	-	1,600	430	5,048	-
Private							
Commercial docks							
General conventional freight	-	-	-	-	-	-	-
Containers	-	-	-	-	-	-	-
RO-RO berths	-	-	-	-	-	-	-
Bulk solids without special installation	-	-	-	-	-	-	-
Bulk solids via special installation	550	-	150	-	-	700	-
Bulk liquids	1,119	575	737	140	-	2,571	-
Multi-purpose	-	-	-	-	-	-	-
Passengers	-	-	-	-	-	-	-
Other quays							
Fishing	-	-	-	-	-	-	-
Weapons, repairs and scrap	-	-	-	-	337	337	-
Various	-	-	-	-	590	590	28
TOTAL FOR PRIVATE	1,669	575	887	140	927	4,198	28
TOTAL FOR SERVICE AND PRIVATE	4,687	575	887	1,740	1,357	9,246	28

2.2.2 Land and storage areas (m²)

Dock	Designation	Warehouses			Roads	Others	Total
		Uncovered	Covered and open	Closed			
	North Fishing Industrial Estate				53,878	217,656	271,534
	Concessions					131,323	
	Others					86,332	
	Communications and services				53,878		
Levante	Levante quay and surroundings	29,690		2,760	74,240	172,560	279,250
	Warehouse 1			1,560			
	Warehouse 2			1,200			
	Storage Area	29,690					
	Concessions					29,596	
	Others					142,965	
	Communications and services				74,240		
	Cross streets and Punta del Sebo				675,294	2,481,476	3,156,769
	Concessions					1,348,458	
	Others					1,133,017	
	Communications and services				675,294		
	Outer Port	669,063		235,519	366,265	2,761,218	4,032,065
Muelle de Minerales							
	Storage Area	11,846					
Ciudad de Palos							
	Storage Area	109,459					

Dock	Designation	Warehouses			Roads	Others	Total
		Uncovered	Covered and open	Closed			
Ing. Juan Gonzalo				16,720			
Warehouse 1				3,600			
Warehouse 2				4,760			
Warehouse 3				3,600			
Warehouse 4				4,760			
Storage Area		183,830					
Atlantic Copper, S.L.U.(C-1187 and C-1348)				14,895			
Bergé Marítima, S.L. (C- 1409)		17,570		17,570			
ImpalaTerminals Huelva, S.L.U. (C-1309)		101,913		48,143			
South Quay							
Storage area		170,773					
Yilport Huelva, S.L.		54,697.6					
	Outer port (outside the docks)						
	Algeposa Huelva, S.L. (C-1151)			55,623			
	Servimad (C-968)			10,947			
	Bergé Marítima, S.L.(C-1144 y C-1045)			28,667			
	García-Munté Energía, S.L. (C-1750)	32,948					
	Congrasur (C-1048)			7,155			

Dock	Designation	Warehouses			Roads	Others	Total
		Uncovered	Covered and open	Closed			
	Bergé Marítima, S.L.(C-1210)			9,451			
	Aridos Anfersa, S.L.(C-1501)			9,627			
	Congrasur (A01631)	9,035					
	García-Munté Energía S.L. (A01600)	15,000					
	Bergé Marítima, S.L. (A-1754)	9,289					
	Servimad (A-1768)	5,000					
	Subproductos y Minerales, S.A. (A-1730)	2,400					
	Concessions					1,331,622	
	Others					1,429,596	
	Communications and services				366,265		
	Marismas del Odiel				224,316	5,801,597	6,025,913
	Concessions					203,196	
	Others					5,598,400	
	Communications and services				224,316		
	Marismas del Tinto				501,937	3,554,087	4,056,024
	Concessions					116,111	
	Others					3,437,975	
	Communications and services				501,937		
		698,753		238,279	1,895,929	14,988,593	17,821,554

2.2.3 Cold stores and ice factories

Location	Description	Owner	Storage capacity (m ³)	Comments
Joaquín Turina Street, 1 (Fco. Montenegro Avenue)	Refrigerated warehouse	Alquileres Raiseber, S.L.	9,000	Storage from -18° to -20°. Various
Pesquero Norte Industrial Estate	Refrigerated warehouse	Expromar, S.A.	2,400	Storage: -18°. Various
Pesquero Norte Industrial Estate	Ice factory	Hielos Costa de la Luz	750	In operation
Pesquero Norte Industrial Estate	Refrigerated warehouse	Baltimar		
South Quay	Refrigerated warehouse	Yilport	256 plugs	These plugs are for the reefer

2.2.4 Maritime terminals

Location	Owner	Traffic	Surface area (m ²)
South Quay	Balearia Eurolíneas Marítimas, S.A.	Huelva - Canary Islands	86.00
South Quay	Naviera Armas, S.A.	Huelva - Canary Islands	90.00

2.2.5 Fishing installations

Type of installation	Location	Surface area m ²
Fish market	Levante Quay	2,280.92
Warehouse	Pesquero Norte Industrial Estate	1,620
Fishers, shipowner's warehouses or sheds	Pesquero Norte Industrial Estate	4,860
Fish preparation and packaging warehouse	Pesquero Norte Industrial Estate	20,314.00

2.2.6 Buildings and installations for public use

Location	Owner	Use	Characteristics
Levante North Quay	A.P.H.	Fish Auction Logistic Hub	2,000 m ² on 1 st floor
Real Sociedad Colombina Onubense Avenue	A.P.H.	A.P.H. Main office	2,460 m ² on 3 floors
Hispanoamérica Avenue	A.P.H.	Transformer Centre (Lighting and Housing)	100 KVA housing 125 KVA lighting
Hispanoamérica Avenue	A.P.H.	Parking facilities	413.96 m ² with 142 parking spots
Hispanoamérica Avenue and Sanlúcar de Barrameda Street	A.P.H.	A.P.H. offices, Harbourmaster's Office, Port Services Control Centre, SASEMAR, The Port of Huelva Stevedoring Society, Civil Guard, Health Control at Borders	2,689.26 m ² on 3 floors (3 buildings)
Levante Quay	A.P.H.	Puerto del Príncipe parking facilities	576 m ² with 197 parking spots
Levante Quay	A.P.H.	Nº2 Transformer Centre North	630 KVA
Levante Quay	A.P.H.	Huelvaport	16.70 m ²
Levante Quay	A.P.H.	Commercial Department Office	223.30 m ²
Levante Quay	A.P.H.	Office of the Storage, Facilities and Ground Operations Division	240 m ² on 2 floors
Levante Quay	A.P.H.	Customs Unit	72 m ² on 1 floor
Levante Quay	A.P.H.	Guardia Civil Control Post	11.95 m ²
Levante Quay	A.P.H.	Guardia Civil Control Post Parking facilities	427.03 m ² with 146 parking spots
Levante Quay	A.P.H.	Premises (3) of the maritime service of the State Tax Administration Agency	48.8 m ²
Levante Quay	A.P.H.	Premises (4) of the General Directorate of the Civil Guard	65.07 m ²
Levante Quay	A.P.H.	Transformer Centre nº1 South	630 KVA
Hispanoamérica Avenue	A.P.H.	Port parking facilities	665 on 1 floor

Location	Owner	Use	Characteristics
Hispanoamérica Avenue	A.P.H.	Port of Huelva Reception and Documentation Centre	875 m ² on 1 floor
Fco. Montenegro Avenue	A.P.H.	La Ría Promenade Parking facilities	732.78 m ² perpendicular with 251 parking spots 466.68 m ² with 90 parallel spots
Fco. Montenegro Avenue	A.P.H.	La Ría Promenade	81,525 m ² promenade
Fco. Montenegro Avenue	A.P.H.	Paseo de la Ría bathrooms	134,20 m ² 10 plant modules (13,42 m ²)
Fco. Montenegro Avenue	A.P.H.	Parking facilities	75.49 m ² with 26 parking spots
Fco. Montenegro Avenue	A.P.H.	Parking facilities Fertiberia	425.06 m ² with 146 parking spots
Fco. Montenegro Avenue	A.P.H.	Real Club Marítimo parking facilities	196.62 m ² with 67 perpendicular parking spots and 70.21 m ² with 14 parallel parking spots
Fco. Montenegro Avenue	A.P.H.	Colón Parking facilities	105.12 m ² with 36 parking spots
Fco. Montenegro Avenue	A.P.H.	Térmica Parking facilities	78.06 m ²
Oil Tanker Quay	A.P.H.	Civil Guard Control Post	6.63 m ²
Oil Tanker Quay	A.P.H.	Transformer Centre	100 KVA
Oil Tanker Quay	A.P.H.	Parking facilities	122.14 m ² with 42 perpendicular parking spots and 28 for trucks
Arenillas Tower	A.P.H.	Central Control Tower	800 m ² on 4 floors
Arenillas Tower	A.P.H.	Treatment plant	1,500 m ² for storage 555 m ² warehouse
Ciudad de Palos Quay	A.P.H.	Transformer Centre n°5 y n°6	n° 5 630 KVA strength n° 5 250 KVA lightning n° 6 630 KVA
Minerales Quay	A.P.H.	Transformer Centre	160 KVA lightning 800 KVA strength
Isla Saltés Quay	A.P.H.	Transformer Centre	100 KVA

Location	Owner	Use	Characteristics
Ingeniero Juan Gonzalo Quay	A.P.H.	Parking facilities	516.56 m ² with 129 parking spots
Ingeniero Juan Gonzalo Quay	A.P.H.	Transformer Centre Workshops	315 KVA
Ingeniero Juan Gonzalo Quay	A.P.H.	Transformer Centre n°1	630 KVA
Ingeniero Juan Gonzalo Quay	A.P.H.	Transformer Centre n°2	630 KVA strength 250 KVA lighting
Ingeniero Juan Gonzalo Quay	A.P.H.	Transformer Centre n°3	630 KVA
Ingeniero Juan Gonzalo Quay	A.P.H.	Transformer Centre n°4	630 KVA
Ingeniero Juan Gonzalo Quay	A.P.H.	Civil Guard Control Post	11.95 m ²
South Quay	A.P.H.	Transformer Centre Terminal Ferroviaria	400 KVA
South Quay	A.P.H.	Transformer Centre n°1	630 KVA
South Quay	A.P.H.	Lighting Transformer Centre-PIF	630 KVA
South Quay	A.P.H.	New access control, Portuary Police, Civil Guard	64.64 m ² for two modules of 32,32 m ² of 1 floor
South Quay	A.P.H.	Bathrooms and vending machines	80.67 m ² on 1 floor. Corbel of 94.07 m ²
South Quay	A.P.H.	Customs	73.65 m ² on 1 floor
South Quay	A.P.H.	National Police cabins	22.68 m ² . 2 cabins of 6.30 m ² and one cabin of 10.08 m ²
South Quay	A.P.H.	Customs (PIF)	180.40 m ² on 1 floor
South Quay	A.P.H.	Phytosanitary Control (PIF)	1776.82 m ²
South Quay	A.P.H.	Warehouse means to combat marine pollution	540.30 m ²
South Quay	A.P.H.	Multifunctional Building (passenger terminal, port services and police and customs control and inspection services)	2392.35 m ² on 3 floors
Mazagón	A.P.H.	Civic building (Casa Vigia - Observation house)	240 m ² on 2 floors

2.2.7 Moles

Description	Lenght(m)	Characteristics
Juan Carlos I, King of Spain mole	13,000	Flow-over type, made of quarry stone, layers of rockfill with edges up to 9 tonnes and parallelepiped concrete blocks up to 4.5 m ³

2.2.8 Schematic plan of lighthouses and beacons

[See General Plan of the Port of Huelva.](#)

2.2.9 Relationship of lighthouses and beacons

Number	Name and location	Description	Colour	Rythm	Range in miles
8730	River Odiel, Cardinal direction: west	Castillete	B	9 Ct	5
8740	River Odiel n.º 1	Triangular marker	V	D	4
8750	River Odiel n.º 2	Cylindrical marker	R	D	4
8760	River Odiel n.º 3	Triangular marker	V	Gp. D (2)	3
8770	River Odiel n.º 4	Cylindrical marker	R	Gp. D (2)	3
8780	River Odiel n.º 5	Triangular marker	V	Gp. D (3)	3
8790	River Odiel n.º 6	Cylindrical marker	R	Gp. D (3)	3
8800	River Odiel Fork No. 7	Triangular marker	V	Gp. D 2+1	3
8810	River Odiel n.º 8	Cylindrical marker	R	Gp. D (4)	4
8722	Day/night leading lights	Cylindrical/conical tower	VBR	Sectorial	D 5,9 / N 8

Number	Name and location	Description	Colour	Rythm	Range in miles
8820	River Odiel n.º 9	Triangular marker	V	D	3
8830	River Odiel n.º 10	Cylindrical marker	R	D	3
8840	River Odiel n.º 11	Triangular marker	V	Gp. D (2)	3
8850	River Odiel n.º 12	Cylindrical marker	R	Gp. D (2)	3
8855	Vigia submerged breakwater	Castillete	B	Gp. D (2)	3
8870	River Odiel n.º 13	Triangular marker	V	Gp. D (3)	3
8880	River Odiel n.º 14	Cylindrical marker	R	Gp. D (3)	3
8890	River Odiel n.º 15	Triangular marker	V	1 D	3
8900	River Odiel n.º 16	Cylindrical marker	R	Gp. D (4)	3
8905.2	South Mooring Buoy - South port-side	Special marker	A	1 D	1
8905.4	South Mooring Buoy - South starboard-side	Special marker	A	1 D	1
8905.6	South Mooring Buoy - North port-side	Special marker	A	1 D	1
8905.8	South Mooring Buoy - North starboard-side	Special marker	A	1 D	1
9810.1	River Odiel n.º 18	Cylindrical marker	R	1 D	3
8911.2	Centre Mooring Buoy - South port-side	Special marker	A	Gp. D (4)	1
8911.3	Centre Mooring Buoy - South starboard-side	Special marker	A	Gp. D (4)	1
8911.4	Centre Mooring Buoy - North port-side	Special marker	A	Gp. D (4)	1
8911.5	Centre Mooring Buoy - North starboard-side	Special marker	A	Gp. D (4)	1
8925.2	North Mooring Buoy - South port-side	Special marker	A	Gp. D (5)	1
8925.4	North Mooring Buoy - South starboard-side	Special marker	A	Gp. D (5)	1
8925.6	North Mooring Buoy - North port-side	Special marker	A	Gp. D (5)	1
8925.8	North Mooring Buoy - North starboard-side	Special marker	A	Gp. D (5)	1

Number	Name and location	Description	Colour	Rythm	Range in miles
8940	River Odiel n.º 20	Cylindrical marker	R	Gp D (2)	3
8975	River Odiel n.º 22	Cylindrical marker	R	Gp. D (3)	3
*8945	River Odiel n.º 20 M1	Special marker	A	1 D	1
*8950	River Odiel n.º 20 M2	Special marker	A	1 D	1
9010	River Odiel n.º 24	Cylindrical marker	R	4 D	3
9005	River Odiel n.º 26	Cylindrical marker	R	3 D	3
9070	River Odiel n.º 28	Cylindrical marker	R	4 D	3
***9040.2	South buoy	Special marker	A	1 D	1
***9040.3	North-east buoy	Special marker	A	1 D	1
***9040.4	North-west buoy	Special marker	A	1 D	1
9060	Puente del Burro Fork No. 34	Cylindrical marker	R	Gp D (2+1)	3
8700	Picacho lighthouse	Octagonal tower	B	Gp. D (2+4)	25
8710	Morro dike lighthouse	Cylindrical tower	B y R	Gp. D (3+1)	10
8570	El Rompido lighthouse	Cylindrical tower	B	Gp. D (2)	24
9175	Matalascañas lighthouse (Higuera)	Triangular tower	B	Gp. D (3)	20
8670	Crude oil unloading buoy	Special marker	A	Gp. D (4)	8
8680	Buoy 1 oil pipeline	Special marker	A	Gp. D (4)	5
8685	Buoy 2 oil pipeline	Special marker	A	Gp. D (4)	5
8690	Buoy 3 oil pipeline	Special marker	A	Gp. D (4)	5
8692	Buoy 4 oil pipeline	Special marker	A	Gp. D (4)	5
8694	Buoy 5 oil pipeline	Special marker	A	Gp. D (4)	5
8860	Casa Vigia (Observation House) Beacon	Post with special marker	A	D	1

Number	Name and location	Description	Colour	Rythm	Range in miles
8886	South Quay Beacon - North	Beacon on a support structure	V	Gp. D (4)	3
8882	South Quay Beacon - Centre	Beacon on a support structure	V	Gp. D (4)	3
8881	South Quay Beacon - South	Beacon on a support structure	V	Gp. D (4)	3
8881,1	Duque Alba South Quay Beacon	Beacon on a support structure	A	D	3
8912	Decal Jetty Beacon	Post with a beacon	V	Gp. D (2)	3
8914	Decal Jetty Beacon	Post with a beacon	V	Gp. D (2)	3
8918	Decal Jetty Beacon - North	Post with a beacon	V	Ct	3
8960	Reina Sofia Jetty Beacon	Post with a beacon	V	Gp. D (3)	3
8963	Reina Sofia Jetty Beacon	Post with a beacon	V	Gp. D (3)	3
8965	Reina Sofia Jetty Beacon	Post with a beacon	V	Gp. D (3)	3
8915	Fenosa Emissary Beacon	Post with a limit marker	A	Ct	1
8970	Enagas Jetty Beacon	Post with a beacon	V	Gp. D (4)	3
8972	Enagas Jetty Beacon	Post with a beacon	V	Gp. D (4)	3
8977	FORET Jetty	Post with a beacon	V	D	3
8977,1	FORET Jetty	Post with a beacon	V	D	3
8980	Atlantic Jetty - South	Post with a beacon	V	Gp. D (2)	3
8981	Atlantic Jetty - Outer	Post with a beacon	V	Gp. D (2)	3
8985	Ercross-Atlantic Copper Jetty	Post with a beacon	V	Gp. D (3)	3
8990	Ercross-Atlantic Copper Jetty	Post with a beacon	V	Gp. D (3)	3
9015	Juan Gonzalo Extension - South	Post with a beacon	V	Gp. D (4)	3
9016	Juan Gonzalo Quay	Beacon	V	1 D	3
9035	Ore Quay	Beacon	V	Gp. D	3

Number	Name and location	Description	Colour	Rythm	Range in miles
9040	Quay for tugs	Post with a beacon	V	Gp. D	3
9045	Oil Tanker Quay	Post with a beacon	V	Gp. D (2)	3
9047	Oil Tanker Quay	Post with a beacon	V	Gp. D (2)	3
9050	Buoy No. 30	Cylindrical marker	R	Gp. (2D)	3
9052	Buoy No. 32	Cylindrical marker	R	Gp. (3D)	3
9054	Buoy No. 17 Fork	Triangular marker	V	Gp. D (2+1)	3
9055	Yacht Club	Beacon	V	4 D	1
9055,1	Yacht Club	Beacon	V	Ct	1
9055,3	Yacht Club	Beacon	V	Gp D (2)	1
9065	Fertiberia - Fertiliser	Post with a beacon	V	D	3
9067	Fertiberia - Fertiliser	Post with a beacon	V	D	3
9075	Buoy No. 36	Cylindrical marker	R	Gp. 1 D	3
9084	Atlantic Copper - North	Post with a beacon	V	Gp. D (2)	3
9086	Atlantic Copper - North	Post with a beacon	V	Gp. D (2)	3
9090	Fertiberia - Phosphoric acid	Post with a beacon	V	Gp. D (3)	3
9095	Fertiberia - Phosphoric acid	Post with a beacon	V	Gp. D (3)	3
9100	Buoy No. 38	Cylindrical marker	R	Gp. 3 D	3
9110	Buoy No. 19	Triangular marker	V	Gp D (4)	3
9120	Tinto Quay	Beacon	V	D	3
9121	Buoy No. 40	Cylindrical marker	R	D	3
9122	Jetty for official launches	Beacon	V	Gp. D (2)	1
9122,5	Jetty for official launches	Beacon	V	Gp. D (2)	1

Number	Name and location	Description	Colour	Rythm	Range in miles
9123,1	Buoy R1	Special marker	A	D	3
9123,2	Buoy R2	Special marker	A	D	3
9125	Levante Centre Quay	Beacon	V	Gp. D (3)	3
9135	Tharsis Quay	Beacon	R	Gp. D (4)	3
9025	Saltés Quay	Beacon	R	D	3
9170	La Rábida Quay	Post with a beacon	V	Ct	1
9155	Tinto Bridge	Beacon	V	Ct	1
9150	Tinto Bridge	Beacon	R	Ct	1
9160	Tinto Bridge	Beacon	R	Ct	1
9145	Tinto Bridge	Beacon	V	Ct	1
8665	Burro Bridge	Beacon	V	Ct	1
8665,1	Burro Bridge	Beacon	R	Ct	1
8665,2	Burro Bridge	Beacon	V	Ct	1
8665,3	Burro Bridge	Beacon	R	Ct	1

*Delimits the manoeuvring area to turn Enagas vessels around.

*** Old Ore Quay turn-around area.

2.4 Installations for vessels

2.4.1 Docks

2.4.1.1 Dry docks

Not applicable.

2.4.1.2 Floating docks

Not applicable.

2.4.2 Slipways

Not applicable.

2.4.3 Shipyards

Nuevo Astillero de Huelva, S.A.

2.4.4 Vessel supply services

Type of supply	Location	No. of outlets	Hourly capacity for each outlet	Hourly capacity of the quay	Supplier
Liquid fuels	Levante Quay	6	B 15 Diesel	B 90 Diesel	CEPSA Comercial del Petróleo SAU
Lubricant	M/T "Galileo J"	1	7	Lubricating oil	Amadesam
Liquid fuels	Oizmendi	2	600 m ³	HFO/GO	Itsas Gas Bunker Supply, S.L.
Water	Levante Quay	33	17	51	Amasur, S.A.L.
Water	Oil Tanker Quay	2	17	17	Amasur, S.A.L.
Water	Ore Quay	5	17	34	Amasur, S.A.L.
Water	Ingeniero Juan Gonzalo/Ciudad de Palos Quay	38	17	51	Amasur, S.A.L.
Water	South Quay	14	17		Amasur, S.A.L.

2.5 Mechanical land resources

2.5.1 Cranes

2.5.1.1 Dockside Cranes

Location	Owner	Nº	Make	Type	Power	Force	Height above the MLWS	Container throughput/hour	Year
South Quay	Yilport Huelva	1	Paceco	Panamax containers	Electrical	30-40	31	20-22	1984
South Quay	Yilport Huelva	1	Paceco	Post Panamax containers	Electrical	40-50	36	21-24	1990
South Quay	Yilport Huelva	3	Kalmar	Super PostPanamax containers	Electrical	65	38		2004

2.5.1.2 Mobile cranes

Location	Owner	Nº	Make	Type	Power	Force	Height above the MLWS	Throughput tonnes/hour	Year
Ingeniero Juan Gonzalo Quay/Ciudad de Palos Quay	Bergé	2	Liebherr LHM 400	Mobile	Diesel fuel	52	45	700	2002
Ingeniero Juan Gonzalo Quay/Ciudad de Palos Quay	Algeposa	1	Liebherr LHM 400	Mobile	Diesel fuel	52	45	600	1996
Ingeniero Juan Gonzalo Quay/Ciudad de Palos Quay	Algeposa	1	Liebherr LHM 500	Mobile	Diesel fuel	52	48	700	2004
Ingeniero Juan Gonzalo Quay/Ciudad de Palos Quay	Algeposa	1	Liebherr LHM 600	Mobile	Diesel fuel	74	45	900	2007
Ingeniero Juan Gonzalo Quay/Ciudad de Palos Quay	Servimad	1	Gottwald HMK 330	Mobile	Diesel fuel	80	46,6	970	2001
Ingeniero Juan Gonzalo Quay/Ciudad de Palos Quay	Ership	1	Gottwald HMK 360	Mobile	Diesel fuel	63	47	1.500	2006
Ingeniero Juan Gonzalo Quay/Ciudad de Palos Quay	Ership	1	Gottwald HMK 6507B	Mobile	Diesel fuel	100	50	1.112	2013
Ingeniero Juan Gonzalo Quay/Ciudad de Palos Quay	Ership	1	Gottwald HMK 6407B	Mobile	Diesel fuel	100	50	1.007	2018
Impala Terminal	Bergé	1	Liebherr LHM 550	Mobile	Diesel fuel	300	64	2.300	2015

2.5.1.3 Number of Cranes Summary

Type	Service	Private	Total
Gantry			
Up to 6 tonnes			
Between 7 and 12 tonnes			
Between 13 and 16 tonnes			
Over 16 tonnes		5	5
Mobile	0	10	10
Total	0	15	15

2.5.2 Special loading and unloading installations

Location	Owner	Year of manufacture	Characteristics
Decal España (lighters) jetty	DECAL ESPAÑA, S.A.	2008	Total length L: 84,93 m. Dead weight 5,000 tonnes. Beam B 16,00 m. Max. draught when loaded D 6.00 m. Displacement when loaded P 6,800 tonnes. A docking and loading/unloading platform. Two berthing dolphins. Pedestrian walkways with pipe support. Berthing fenders. Quick release mooring hooks.
Fertiberia, S.L. (Phosphoric acid/compounds) jetty	A.P.H.	1975	Throughput: Loading phosphoric acid: 200 to 250 tonnes/hour. The company currently using this is Fertiberia S.L.
Atlantic Copper, S.L.U. north jetty	ATLANTIC COPPER, S.L.U.	2010	One 14" pipeline for loading sulphuric acid. Throughput depending on the vessel.
Fertiberia, S.L. (Fertiliser) jetty	A.P.H.	1966 1999	An ammonia pipeline (loading/unloading) 200 to 250 tonnes/hour. Conveyor belt for loading (NPK, DAP, MAP fertilisers) 300 to 400 tonnes/hour. The company currently using this is Fertiberia S.L.
Single buoy crude oil terminal	CEPSA	1966	Draught: 16.50 m 3,800 tonnes/hour

Location	Owner	Year of manufacture	Characteristics
Arenillas Tower Oil Tanker Quay	A.P.H.	1966	8 loading arms per berth. South berth: 5 loading arms 1 arm for deballasting 1 arm for loading liquefied gases 11 loading arm for vapour return Berth N: 5 loading arms 1 arm for deballasting 1 loading arm for benzene 1 loading arm for cyclohexane Throughput: Heavy products and medium distillates 1000 m ³ /h Benzene and cyclohexane 250 m ³ /h Liquefied gases 250 m ³ /h Gasoline/petrol 700 m ³ /h The only company using this installation at present is Cepsa
Atlantic Copper, S.L.U. jetty TNP-2	ATLANTIC COPPER, S.L.U.	1975	Throughput: 200 mm pipeline for sulphuric acid or 250 m ³ /h

Location	Owner	Year of manufacture	Characteristics
Reina Sofía Jetty	CEPSA	1976	<p>4 loading arms per berth.</p> <p>Berth E: 2 x 12" lines for benzene and ballast 4 x 14" lines for fuel oil, asphalt, vegetable oil and biodiesel 6 x 8" lines for phenol, acetone, propylene, methanol, soda and benzene 1 x 4" line for return 1 x 10" line for Petrosol</p> <p>Berth O: 2 14" lines for fuel oil and asphalt 8" arm on East berth - 1 x 12" line for ballast 8" arm on West berth - 4 x 8" lines for phenol, acetone, propylene and cumene 1 x 4" line for return 1 x 6" line for A.M.S.</p> <p>Berth C; 1 x 10" line for ethanol Two 6" loading arms on West berth - 1 x 8" line for methanol</p> <p>4th Berth: 3 x 12" lines for VGO, ballast and naphtha 4 x 14" lines for fuel oil, asphalt, vegetable oil and biodiesel Throughput depending on the vessel</p>
Levantino-Aragonesa de Tránsitos, S.A. jetty	Levantino-Aragonesa de Tránsitos, S.A.	1981	<p>One 8" pipeline for unloading phosphoric and sulphuric acid. Throughput depending on the vessel.</p>
Atlantic Copper, S.L.U. jetty TNP-1	ATLANTIC COPPER, S.L.U.	1984	<p>One 14" pipeline for loading/unloading sulphuric acid and caustic soda. Throughput depending on the vessel.</p>
South Quay	A.P.H.	1987	<p>One Roll-On Rol-Off ramp for vessels. Capacity: 2 vessels. Width: 27.51 m. Length: 50.40 m</p>

Location	Owner	Year of manufacture	Characteristics
Enagas, S.A. jetty	ENAGAS, S.A.	1988	Two arms for unloading LNG at 2,000 m ³ /h c.u. Arm for handling LPG. Four 16" arms for LNG. One loading arm for vapour return.
Decal España North jetty	DECAL ESPAÑA, S.A.	1995	Five arms for loading/unloading liquid fuels. One of 1,250 m ³ /h for diesel fuel. One of 750 m ³ /h for gasoline/petrol. One of 800 m ³ /h for cyclohexane. One of 1,250 m ³ /h for oil. One 600 m ³ /h hose for methanol.
Decal España South jetty	DECAL ESPAÑA, S.A.	2009	Five arms for loading/unloading liquid fuels. One of 1,250 m ³ /h for diesel fuel. One of 1,250 m ³ /h for oil. One of 1,250 m ³ /h for methyl ester. One of 1,250 m ³ /h for fuel. One of 600 m ³ /h for methanol.
Decal España South jetty 2	DECAL ESPAÑA, S.A.	2021	Six arms for loading/unloading liquid fuels.
Impala quay	IMPALA TERMINALS HUELVA, S.L.	2015	Length: 240 mts. Dead weight: 80.000 DWT. Conveyor belts for loading/unloading metal concentrates of 1000 tonnes/hour.

2.5.4 Auxiliary material for loading, unloading and transportation

Material Type	Owner	N.º	Power used	Characteristics
Forklift trucks	Algeposa	1	Diesel fuel	5 Tm
Forklift trucks	Algeposa	1	Diesel fuel	40 Tm
Automatic Clamshell Buckets	Algeposa	1		70 m ³
Automatic Clamshell Buckets	Algeposa	1		52 m ³
Automatic Clamshell Buckets	Algeposa	1		47,5 m ³
Automatic Clamshell Buckets	Algeposa	1		42,5 m ³
Automatic Clamshell Buckets	Algeposa	1		33 m ³
Automatic Clamshell Buckets	Algeposa	1		28 m ³
Automatic Clamshell Buckets	Algeposa	1		23,5 m ³
Automatic Clamshell Buckets	Algeposa	1		16 m ³
Automatic Clamshell Buckets	Algeposa	1		12 m ³
Loaders	Algeposa	1	Diesel fuel	L90E
Loaders	Algeposa	1	Diesel fuel	L150E
Loaders	Algeposa	1	Diesel fuel	L150E
Loaders	Algeposa	1	Diesel fuel	L120C
Loaders	Algeposa	1	Diesel fuel	L180E
Loaders	Algeposa	1	Diesel fuel	L120D
Loaders	Algeposa	1	Diesel fuel	L220E
Loaders	Algeposa	1	Diesel fuel	L180F

Material Type	Owner	N.º	Power used	Characteristics
Loaders	Algeposa	1	Diesel fuel	L110F
Automatic Clamshell Buckets	Algeposa	1		40 m ³
Automatic Clamshell Buckets	Algeposa	1		8 m ³
Backhoe	Algeposa	1	Diesel fuel	40MTC
Hydraulic hopper	Algeposa	1	Electrical	50 Tm
Conveyor Belt Feeder	Bergé	1	Electrical	350m ³
Forklift trucks	Bergé	1	Diesel fuel	12 Tm
Conveyor belts	Bergé	1	Electrical	500 Tm/h
Conveyor belts	Bergé	1	Electrical	TAIM-TFG
Automatic Clamshell Buckets	Bergé	2		40 m ³
Automatic Clamshell Buckets	Bergé	1		35 m ³
Loaders	Bergé	1	Diesel fuel	L35B
Loaders	Bergé	1	Diesel fuel	L70D
Loaders	Bergé	1	Diesel fuel	L70E
Loaders	Bergé	1	Diesel fuel	L70F
Loaders	Bergé	1	Diesel fuel	L180F
Automatic grab bucket	Bergé	1		40 m ³
Bulk hopper	Bergé	2	Electrical	150 Tm
Bulk hopper	Bergé	2	Electrical	300 Tm
Loaders	Bergé	2	Diesel fuel	L150F

Material Type	Owner	N.º	Power used	Characteristics
Loaders	Bergé	7	Diesel fuel	L180H
Loaders	Bergé	1	Diesel fuel	L110F
Conveyor Belt Feeder	Congrasur	1	Electric / Autonomous (Diesel Gen)	500Tm/h
Conveyor belts	Congrasur	1	Electric / Autonomous (Diesel Gen)	500 Tm/h
Conveyor belts	Congrasur	1	Electrical	700 Tm/h
Conveyor belts	Congrasur	1	Electrical	900 Tm/h
Loaders	Congrasur	2	Diesel fuel	L150H
Loaders	Congrasur	3	Diesel fuel	L120H
Loaders	Congrasur	1	Diesel fuel	L120E
Loaders	Congrasur	1	Diesel fuel	L180E
Loaders	Congrasur	1	Diesel fuel	L120G
Loaders	Congrasur	2	Diesel fuel	L110H
Loaders	Congrasur	1	Diesel fuel	L70F
Forklift trucks	Axor	1	Diesel fuel	C50s 5 Tm
Forklift trucks	Ership	1	Diesel fuel	H78 8 Tm
Backhoe	Clean derbis	1	Diesel fuel	280LC
Automatic Clamshell Buckets	Ership	13		
Bulk hopper	Ership	2	Electrical	150 Tm
Loaders	Ership	9	Diesel fuel	L150G
Loaders	Ership	3	Diesel fuel	L110G

Material Type	Owner	N.º	Power used	Characteristics
Loaders	Joga	1	Diesel fuel	L180 H
Loaders	Joga	1	Diesel fuel	L180 H
Loaders	Joga	1	Diesel fuel	L180 H
Loaders	Joga	1	Diesel fuel	L220 H
Loaders	Carvaca	1	Diesel fuel	L150H
Loaders	Carvaca	1	Diesel fuel	L180 H
Loaders	Carvaca	1	Diesel fuel	L150H
Loaders	Carvaca	1	Diesel fuel	L180F
Loaders	Carvaca	1	Diesel fuel	L150H
Automatic Clamshell Buckets	Servimad	1		40 m ³
Bulk hopper	Servimad	1	Electrical	140 m ³
Loaders	Servimad	1	Diesel fuel	950G
Loaders	Servimad	1	Diesel fuel	L-180F
Tractor unit	Yilport Huelva	9	Diesel fuel	450 CV
Forklift trucks	Yilport Huelva	1	Diesel fuel	16 Tm
R.Stacker	Yilport Huelva	5	Diesel fuel	CS45

2.5.5 Other auxiliary material

Material Type	Owner	N.º	Power used	Characteristics
Articulated Platform	Algeposa	1	Electrical	50 Tm
Lifting Platform	Bergé	1	Electrical	20PX
Sundry vehicles	Bergé	1	Diesel fuel	Automatic
Sweeper	Congrasur	1	Diesel fuel	PIQUERSA
Sweeper	Congrasur	1	Diesel fuel	AUSA
Telescopic Platform	Congrasur	1	Diesel fuel	GENIE
Sweeper	Ership	1	Diesel fuel	2500ACH
Lifting Platform	J Zarrias	2	Diesel fuel	HA 16 DX
Lifting Platform	Ership	2	Diesel fuel	HA 26 DX
Towing Platform	Yilport Huelva	8		
Drum Loader	Zalviport	1	Diesel fuel	
Lifting Platform	Zalviport	1	Electrical	6x4 m ³
Lifting Platform	Zalviport	1	Electrical	3x4 m ³
Electric Pallet Truck	Zalviport	7	Electrical	2 Tm

2.6 Floating equipment

2.6.1 Dredgers

Not applicable.

2.6.2 Tugs

Name	Owner	Power used	Length (m)	Beam (m)	Draught (m)	Power (HP)	Year of manufacture
V.B. Cierzo	Auxmasa - G. Boluda	Diesel fuel	29.50	11.00	4.00	5,230	2002
V.B. Milonga	Auxmasa - G. Boluda	Diesel fuel	18.70	8.00	2.69	1,176	2022
V.B. Boluda Mari	Auxmasa - G. Boluda	Diesel fuel	27.46	8.50	4.65	2,510	1989
V.B. Bora	Auxmasa - G. Boluda	Diesel fuel	29.50	11.00	4.00	5,230	2001
V.B. Huelva	Auxmasa - G. Boluda	Diesel fuel	29.50	11.00	4.00	4,080	1995
V.B. Talisman	Auxmasa - G. Boluda	Diesel fuel	32.50	11.50	4.00	5,163	2000
Sertosa Cinco	Auxmasa - G. Boluda	Diesel fuel	26.80	7.70	3.88	2,250	1967
V.B. Bravo	Auxmasa - G. Boluda	Diesel fuel	35.50	13.00	6.70	8,150	2009
V.B. Boreal	Auxmasa - G. Boluda	Diesel fuel	33.50	12.50		6,800	2000
Yarcla*	Auxmasa - G. Boluda	Diesel fuel	15.00	5.50	2.39	510	1999
Yarcla Cinco	Auxmasa - G. Boluda	Diesel fuel	22.00	7.00	2.90	2,200	2000
Yarcla Quince	Auxmasa - G. Boluda	Diesel fuel	25.00	7.20	2.84	1,220	1963
Río Coa	Amadesan, S.L.	Diesel fuel	15.87	4.67	1.62	365	1965
Gogor	Amadesan, S.L.	Diesel fuel	26.80	7.91	3.97	2,030	1977
Aitor Uno	Amadesan, S.L.	Diesel fuel	21.50	7.15	3.80	1,400	1978

*Fitted with a 2.5 tonne crane.

2.6.3 Dump Scows, Lighters and Barges

Name	Owner	Power used	Power (HP)	Length (m)	Beam (m)	Draught (m)	Year of manufacture
Yarcla Seis	Boluda Port Services	Diesel fuel	650	20.00	7.20	3.15	2005
Yarcla Catorce	Boluda Port Services	Diesel fuel		14.00	3.86		1994
Yarcla Diecisiete	Boluda Port Services	Diesel fuel	700	15.00	6.00		
Oizmendi	Itsas Gas Bunker Supply, S.L.	Diesel fuel	1,074	80.00	15.00	5.25	2009
Amadesam nueve	Amadesam, S.L.	Diesel fuel	194	20.00	5.48	2.59	1966
Cisterna Dos	Amasur, S.L.	Diesel fuel	240	15.00	5.00	2.50	1978
Green Huelva	Amasur, S.L.	Diesel fuel	564	19.25	8.80	2.60	2018

2.6.4 Floating Cranes

Name	Owner	Power used	Characteristics	Characteristics of the work			Year of manufacture
				Force (tonnes)	Reach (m)	Height above sea (m)	
Pontodiel	Boluda Port Services	Towing	Load: 250 tonnes	20	-	-	2009

2.6.5 Other auxiliary floating service equipment

Name	Owner	Type	Characteristics	Year of manufacture
Punta del Sebo	Serodiel, S.L.	Catamaran	2 x 190 HP motors and length of 18.70 m	1997
Canoa de Punta Umbría	Tourdetania Tour, S.L.	Tourist tickets	24 m long and 6.28 m beam	
Villa de Palos	Serodiel, S.L.	Tourist tickets	2 x 102 kW motors and length of 15.33 m	1993
Segundo Castillo	Amadesam, S.L.	Auxiliary vessel	325 kW and length of 22 m	1993

Name	Owner	Type	Characteristics	Year of manufacture
Amadesam diez	Amadesam, S.L.	Auxiliary vessel	331 kW and length of 20 m	
Amadesam 7	Amadesam, S.L.	Auxiliary vessel	2 x 231KW motors and length of 14.4 m	2014
Yarcla Cuatro	Boluda Port Services	Auxiliary vessel	2 x 280 HP motors and length of 9.5 m	2007
Yarcla Once	Boluda Port Services	Auxiliary vessel	2 x 550 CV motors and length of 15 m	1993
Yarcla Catorce	Boluda Port Services	Auxiliary vessel	2 x 40 CV motors and length of 14 m	1994
Isla de Bacuta	Boluda Port Services	Auxiliary vessel	2 x 315 CV motors and length of 12 m	

2.7 Land access and communications

2.7.1 Land access and inland communications

The main routes connecting the Port of Huelva with its hinterland are as follows:

- A-472 Seville-Huelva.
- A-49 Seville-Huelva-Ayamonte (motorway).
- A-492 Aljaraque -N-431.
- N-431 Huelva-Portugal (via Ayamonte).
- N-435 Badajoz-Huelva.
- N-442 Huelva-Mazagón.
- H-624 From the Outer Port to San Juan del Puerto, bypassing Palos de la Frontera and Moguer.

The Port of Huelva is laid out in a linear manner along the Odiel estuary, where the traditional docks are laid out. These are accessed via urban roads such as Avenidas Norte, Sur, Sanlúcar de Barrameda, Real Sociedad Colombina Onubense and Tomás Domínguez Ortiz, and the Huelva estuary, which is home to the industrial installations of the outer port.

Francisco Montenegro Avenue and the bridge over the Tinto River join the inner quays with the outer port of Huelva, in such a way that both areas share common accesses, despite their different functions and the distance separating them.

The road connection with the Guadalquivir valley and the centre of the peninsula is via the A-49 to Seville, and from that point via the N-IV Andalusia

dual motorway. Therefore, this road connects to the trunk roads in the state road network.

The connection between Portugal and the western area of Huelva is via the N-431 and the A-492, which connect to the section of the A-49 dual carriageway between Huelva and Portugal..

The Ayamonte international bridge connects to the Portuguese road network, which runs from the border to the Algarve region via a motorway, which in turn is connected to the motorway to Lisbon. As far as traffic with Portugal is concerned, it should be noted that the only Portuguese port that deals with ships with a large draught is Sines, meaning that Huelva's area of influence for certain types of maritime traffic can include Portuguese regions of lower Alentejo and Algarve.

Moreover, traffic from the west can access the Port via the N-431 or the A-492. It has been identified that, when approaching the city, the traffic that goes to the inner quays accesses the city by the A-492 (Aljaraque to the N-431) instead of using the N-431 and Avda. Cristóbal Colón-Paseo Marítimo-Avda. Hispanoamérica, which is a significantly shorter route, as a result of which access to the port is gained from Aljaraque or Corrales over the new bridge on the River Odiel.

To go to the Outer Port, the traffic coming from the west is channelled along the N-431, bypassing the city to the north up to the A-49 branch road, which joins Huelva and then takes the south-east ring-road. The connection to the

N-435 (Badajoz - Huelva) is made from the Trigueros junction on the A-49. This motorway channels the access traffic to the city and the port in both directions, and is the main route for accessing the industrial area of Huelva. The access to the outer port from the A-49 connects to the south-west ring road, a dual carriageway that acts as a bypass of the centre of Huelva, thus avoiding urban areas and coming out on the N-422, which provides access by dual carriageway to the outer port via the bridge over the River Tinto. The N-442 (Huelva-Mazagón) is the main thoroughfare for the outer port, and is particularly important for inner port and industrial traffic. This connection allows the transportation of hazardous goods.

When evaluating road accessibility to the Port of Huelva, it is necessary to stress the importance of local and regional traffic, as nearly 80% of the traffic originates from or is going to points within a 50 km radius, which relates to the industrial area adjacent to the port or the mining installations in the region.

The Port Authority of Huelva has a road network that serves its installations and service area well. The main artery is the route made up of Avenida de Hispano América, Avenida Francisco Montenegro (the road to Punta del Sebo) and the Tinto Bridge, which link interior docks and the outer port. Traffic from Portugal, Extremadura or Seville has easy access to the service area from the A-49 motorway or CN-431. Local traffic also flows fluidly thanks to an adequate and sensible network of roads and highways.

The names and characteristics of the different roads for which the Authority is responsible are listed below:

Port	Zone	Description	Name of Road	Code	Length (m)	Width (m)	Surface type
Inside	1	Pol. Pesquero Norte and shipyard area	Almadraba Street	C.Z01.ALM	308.00	10.5	Flexible with asphalt road surface
Inside	1	Pol. Pesquero Norte and shipyard area	Alonso Ojeda Street	C.Z01.ALO	672.00	10.9	Flexible with asphalt road surface
Inside	1	Pol. Pesquero Norte and shipyard area	Arrastre Street	C.Z01.ARR	791.00	10.5	Flexible with asphalt road surface
Inside	1	Pol. Pesquero Norte and shipyard area	Cerco Street	C.Z01.CER	422.00	5.40/10.5	Flexible with asphalt road surface
Inside	1	Pol. Pesquero Norte and shipyard area	Enlace Avenue	C.Z01.ENL	398.00	10.9	Flexible with asphalt road surface
Inside	1	Pol. Pesquero Norte and shipyard area	Unión Alonso Ojeda Street with Molino Avenue	C.Z01.MOL	55.00	11.5	Flexible with asphalt road surface
Inside	2	Levante Quay Surroundings	Hispanoamérica Avenue	C.Z02.HIS	1,324.00	13.4	Flexible with asphalt road surface/ concrete
Inside	2	Levante Quay Surroundings	Norte Avenue	C.Z02.NOR	181.00	16.4	Flexible with asphalt road surface
Inside	2	Levante Quay Surroundings	Real Colombina Onubense Avenue	C.Z02.RSO	128.00	7.5	Flexible with asphalt road surface
Inside	2	Levante Quay Surroundings	Sanlucár de Barrameda Avenue	C.Z02.SLU	166.00	7.5	Flexible with asphalt road surface
Inside	2	Levante Quay Surroundings	Levante Dock Pavement	M.LEV.PAV	1,324.00	80/variable	Rigid with concrete road surface and paving stone
Inside	3	P.I. Punta del Sebo.	Cristobal Donante Street	C.Z03.CRI	1,386.00	7	Flexible with asphalt road surface
Inside	3	Francisco Montenegro Avenue	Francisco Montenegro Avenue	C.Z03.FCO	4,760.00	20.67	Flexible with asphalt road surface/ concrete
Inside	3	P.I. Punta del Sebo.	Unnamed Street	C.Z03.IOC	553.00	7 / 18	Flexible with asphalt road surface
Inside	3	Francisco Montenegro Avenue	Monumento a la Fe Descubridora rd.	C.Z03.MON	258.00	7	Flexible with asphalt road surface
Inside	3	P.I. Punta del Sebo.	Sabina Negral.TR0 Street	C.Z03.TR0	789.00	7	Flexible with asphalt road surface
Inside	3	P.I. Punta del Sebo.	Joaquín Turina-TR1 Street	C.Z03.TR1	949.00	7	Flexible with asphalt road surface
Inside	3	P.I. Punta del Sebo.	Isaac Albeniz-TR2 Street	C.Z03.TR2	621.00	7	Flexible with asphalt road surface
Inside	3	P.I. Punta del Sebo.	Calderón de la Barca-TR3	C.Z03.TR3	821.00	7	Flexible with asphalt road surface

Port	Zone	Description	Name of Road	Code	Length (m)	Width (m)	Surface type
Inside	3	P.I.Punta del Sebo.	TRANSVERSAL 4	C.Z03.TR4	621.00	7	Rigid with concrete road surface
Inside	3	P.I.Punta del Sebo.	TRANSVERSAL 5	C.Z03.TR5	840.00	7	Flexible with asphalt road surface
Inside	3	Francisco Montenegro Avenue	Margen Izq. Odiel crosswalk	C.Z03.VER	3,550.00	8.4	Flexible with asphalt road surface
Inside	3	P.I.Punta del Sebo.	ZAL	C.Z03.ZAL	409.00	10.9	Flexible with asphalt road surface
Outside	4	Puerto Exterior P.I. Surroundings. New Port	Costera rd.	C.Z04.CCO	6,700.00	7 / 18	Flexible with asphalt road surface
Outside	4	Puerto Exterior P.I. Surroundings. New Port	Posterior rd.	C.Z04.CPO	7,156.00	18 / 9	Flexible with asphalt road surface
Outside	4	Puerto Exterior P.I. Surroundings. New Port	Perpendicular 1 Street (BERGÉ)	C.Z04.PP1	261.00	7	Flexible with asphalt road surface
Outside	4	Puerto Exterior P.I. Surroundings. New Port	Perpendicular 2 Street(García Munté)	C.Z04.PP2	256.00	7	Flexible with asphalt road surface
Outside	4	Puerto Exterior P.I. Surroundings. New Port	Perpendicular 3 Street (CALLE A)	C.Z04.PP3	233.00	7	Flexible with asphalt road surface
Outside	4	Puerto Exterior P.I. Surroundings. New Port	Perpendicular 4 Street (DECAL)	C.Z04.PP4	246.00	7	Flexible with asphalt road surface
Outside	4	Puerto Exterior P.I. Surroundings. New Port	Public apartment next to MIJG	C.Z04.PR1	800.00	9	Rigid - concrete
Outside	4	Puerto Exterior P.I. Surroundings. New Port	Bar Nuevo Puerto Aparment	C.Z04.PR2	100.00	50/variable	Flexible with asphalt road surface
Outside	4	Puerto Exterior P.I. Surroundings. New Port	Palos-Rábida Street	C.Z04.RAB	200.00	18	Flexible with asphalt road surface
Outside	4	Puerto Exterior P.I. Surroundings. New Port	Bridge of Tinto (N-442)	C.Z04.TIN	915.00	14	Rigid (concrete) with asphalt roadway
Outside	4	Puerto Exterior P.I. Surroundings. New Port	Pavement of the Ciudad de Palos Pier	M.CIP.PAV	250.00	40/variable	Flexible with asphalt road surface

Port	Zone	Description	Name of Road	Code	Length (m)	Width (m)	Surface type
Outside	4	Puerto Exterior P.I. Surroundings. New Port	Pavement of the Ing. Juan Gonzalo Pier	M.IJG.PAV	950.00	15/variable	Rigid - concrete
Outside	4	Puerto Exterior P.I. Surroundings. New Port	Pavement of the Minerales Pier	M.MIN.PAV	600.00	35/variable	Flexible with asphalt road surface
Outside	4	Puerto Exterior P.I. Surroundings. New Port	Pavement of Petrolero Pier	M.PTR.PAV	150.00	3.6	Rigid - concrete
Outside	4	Puerto Exterior P.I. Surroundings. New Port	Pavement of Remolcadores Pier	M.REM.PAV	100.00	15	Flexible with asphalt road surface
Outside	4	Puerto Exterior P.I. Surroundings. New Port	Pavement of South Pier	M.SUR.PAV	750.00	80/variable	Flexible with asphalt road surface
Outside	4	Puerto Exterior P.I. Surroundings. New Port	Villafría industrial estate	-	-	-	Flexible with asphalt road surface
Dock	5	Juan Carlos I Dock	Juan Carlos I Road (PK 0+00 al 14+310)	C.Z05.DIQ	14,310.00	10	Flexible with asphalt road surface
Dock	5	Juan Carlos I Dock	Juan Carlos I dock Road (PK 14+310 al 24+210)	C.Z05.DIQ	9,900.00	5.7	Rigid - concrete
TOTAL					65,203.00		

The railway access to the port of Huelva is provided by a branch of the RFIG from the Seville-Huelva line, which also connects with the Huelva-Zafra line. This branch serves the industrial area of the inner port on its eastern and western fronts, the Engineer Juan Gonzalo dock of the outer port, and the associated industrial area (Nuevo Puerto Industrial Park, Refinery, etc.).

From the Zafra-Huelva line, the Zafra-Jerez de los Caballeros freight branch supplies scrap metal and clinker to the Gallardo Group (steel and cement).

The distances from Huelva to the mentioned railway centers are:

- Huelva-Seville: 109 km
- Huelva-Zafra: 179 km

2.7.2 Map of inner communications and land access

[See General Map of the Port of Huelva.](#)

2.7.3 Map of land access

[See General Map of the Port of Huelva.](#)

2.8 Brief description of installations for specific traffic types

This section completes section 2.5.2 Special loading and unloading installations of this report and is dedicated to special loading and unloading installations, as a result of which the data on the characteristics of the installations it contains will not be repeated.

From the interior of the Ría del Odiel and listing them in the order in which they are physically located, the Port of Huelva has the following facilities for specific traffic types:

- **FERTIBERIA, S.A. jetty (Phosphoric).** This jetty, built in 1972 by Fosfórico Español, S.A. is currently used for acids.
- **Atlantic Copper, S.L.U. north jetty.** This one-berth jetty was built in 2010 by Atlantic Copper, S.A. It has a draught of 6.50 m and a 14" pipeline for loading sulphuric acid.
- **FERTIBERIA, S.A. jetty (Fertilisers).** Built in 1966 and, like the two jetties above, on the left bank of the River Odiel, this jetty is equipped for loading ammonia and also has a conveyor belt for loading fertilisers.
- **Arenillas Tower Oil Tanker Quay.** Built by the Administration in 1968, it has two independent berth that are used for the traffic of petroleum and petrochemical products, and mainly for loading/unloading refined products from/to CEPSA's "La Rábida" Refinery.
- **Impala, S.L. Quay.** This quay was built in 2015. It has a draught of 13 m and conveyor belts for loading/unloading metal concentrates with a capacity of 1,000 tonnes/hour.
- **Atlantic Copper, S.L.U. jetty TNP 2.** This jetty, which was built in 1975 by A.I.E.S.A, has pipeline installations for transferring sulphuric acid from the Atlantic Copper, S.L.U. factory.
- **Atlantic Copper, S.L.U. jetty TNP 1.** This one-berth jetty, which is located between the Levantino Aragonesas de Tránsitos, S.A. jetty and the Atlantic Copper, S.L.U.,TNP 2 jetty, came into service in 1984. It has a draught of 10 m and has a 14" pipeline for transferring sulphuric acid.
- **Levantino Aragonesas de Tránsito, S.A. (formerly Fertinagro Sur, S.L.) jetty.** This one-berth jetty is located between the Atlantic Copper, S.L.U. TNP 1 jetty and the Enagás jetty and came into service in 1981. It has a draught of 9.7 m and is equipped so that it can be expanded in the future. It has an 8" pipeline for transferring phosphoric and sulphuric acids.
- **Enagás, S.A. jetty.** This jetty, built by ENAGÁS between the Levantino Aragonesa de Tránsitos, S.A. (formerly Fertinagro Sur, S.L.U.) jetty and the Reina Sofía jetty for loading and unloading large vessels, came into service in 1988. It has a berth with a 12 m draught, equipped with loading

arms and a pipe network that connects it to the rest of the installations in the natural gas terminal. Its unloading capacity for the quay is 4,000 m³/h of LNG.

- **Reina Sofía Quay.** This quay is for loading and unloading bulk liquid. It was built in 1976 by U.E.R.T.S.A., now CEPSA, and is made up of an access gangway and four docking platforms. The four outer berths are equipped with the corresponding loading arms for liquid traffic.
- **Decal España, S.A. north jetty.** This jetty was built in 1995 by Catalana de Almacenajes Petrolíferos, S.A (now Decal España, S.A.) for unloading petrol and diesel products. This installation is also equipped with a loading/unloading arm for cyclohexane, one for oil and a hose for unloading methanol. It is located to the south of the Reina Sofía quay. It has a draught of 11.50 m (MLWS) and is made up of a gangway and platform, two berthing dolphins and four for mooring, Piled foundation concrete structure.
- **Decal España, S.A. south jetty.** This jetty was built in 2009 by Decal España, S.A. para for loading/unloading vegetable oils. This installation is also equipped with a loading/unloading arm for diesel, one for methyl ester, one for methanol and one for fuel. It is located to the south of the

Reina Sofía jetty. It has a draught of 12.50 m (MLWS) and is made up of a gangway and platform and four berthing dolphins. Piled foundation concrete structure.

- **Decal España, S.A. (south jetty 2).** EThis jetty was built in 2021 to replace the previous pier for mooring bunkering barges and will be used for loading and unloading commercial operations with larger vessels. The facility, jutting out around 100 m from the coastline, has two mooring and loading/unloading platforms, three berthing dolphins, pedestrian gangways, mooring fenders and quick release hooks.
- **Roll-on/roll-off ramp on the South Quay.** This ramp, which is currently owned by the Port Authority of Huelva, was built in 2011 by Naviera Armas, S.A., for ROPAX and roll-on roll-off vessels. A new regular line from Huelva to the Canary Islands has been started up with this installation. The ramp is 27.51 m wide and 50.40 m long, with the capacity to service two vessels.
- **Single buoy Terminal.** With a 22-metre draught on the chart, making it usable for vessels with a maximum draught of 16.50 metres, and linked to CEPSA's "La Rábía by a sea-line, there is a monobouy for receiving crude oil, with a maximum output of 3,800 Tm/h.



WORKS OR ACTIVITIES AUTHORISED FOR PRIVATE INDIVIDUALS

Awarded at 31-12-2023

3.1 Works or activities authorised for private individuals

Reference	Owner	Purpose	Date Awarded	Expiry Date	Total m ²	Occupancy Rate	Activity Rate	Total Rates
000030	García Rodríguez, Jose y Pedro	Rubber goods factory	13/02/1956	16/12/2027	800.00	2,171.00	434.20	2,605.20
000054	Nueva Rabida, S.L.	Operation of an access from its facilities to a rear roadway	17/02/2013	16/02/2028	300.00	843.96	168.79	1,012.75
000102	Excmo. Ayuntamiento de Huelva	Operating the former Rio Tinto quay	29/09/1994	28/09/2024	2,395.80	196.74	0.00	196.74
000308	Aislamientos Térmicos y Frigoríficos, S.A.	Manufacture & installation of thermal insulation	21/07/2015	21/07/2027	2,319.71	9,745.91	8,505.96	18,251.87
000324	Edistribución Redes Digitales, S.L.U	Hanging aerial lines for "Cristóbal Colón" power station	07/07/1961	16/12/2027	50,994.40	28,324.04	5,664.81	33,988.85
000336	Endesa Generación, S.A. Sociedad Unip	Water & Sewage connections	20/03/1962	16/12/2027	5,369.41	9,200.84	1,840.17	11,041.01
000339	Edistribución Redes Digitales, S.L.U	Fish processing shed	28/03/1962	16/12/2027	24.48	189.84	37.97	227.81
000341	Cruz Roja Española-Asamblea Prov.	For institution's own purposes	21/11/2018	20/11/2028	1,796.66	0.00	0.00	0.00

Reference	Owner	Purpose	Date Awarded	Expiry Date	Total m ²	Occupancy Rate	Activity Rate	Total Rates
000395	Edistribución Redes Digitales, S.L.U	Electrical energy supply transformer station	01/07/1965	16/12/2027	54.48	422.50	84.50	507.00
000407	Comercial Eléctrica Onubense S.A.	Mechanical & Electrical Boilermaking workshop	19/10/1965	16/12/2027	2,187.00	5,934.98	1,187.00	7,121.98
000458	Edistribución Redes Digitales, S.L.U	66 kv power line	14/02/1968	16/12/2027	5,935.00	2,700.98	540.20	3,241.18
000471	Cía. Española de Petróleos S.A. CEPSA	Floating terminal & underware pipeline	27/12/1972	21/11/2026	204,145.10	135,290.86	186,026.36	321,317.22
000481	Endesa Generación,S.A. Sociedad Unip	Underground water pipeline inlet & outlet	14/03/1967	16/12/2027	724.30	981.26	196.25	1,177.51
000497	Cía. Española de Petróleos S.A. CEPSA	Refinery Port of Huelva liquid fuel transportation pipeline	30/10/1968	16/12/2027	9,741.15	2,768.33	553.67	3,322.00
000515	Artes y Redes del Sur, S.L.	Fishing industry installations	08/05/2015	16/12/2027	810.00	1,859.96	500.00	2,359.96
000527	Edistribución Redes Digitales, S.L.U	New port Rio-Gulf refinery 15 Kv Line Substation	30/10/1968	16/12/2027	5,215.00	10,559.78	2,111.96	12,671.74
000531	Suministros Siderúrgicos Huelva, S.A.	Trade, distribution & transformation of steel products	16/11/2018	15/11/2033	2,209.10	24,533.83	1,492.65	26,026.48
000573	Goipe Huelva, S.L.	Installations for industrial supplies	03/06/2016	02/06/2032	4,825.00	28,891.70	4,120.17	33,011.87
000581	Montajes Metálicos Huelva, S.L.	Workshops for metal constructions & boilermaking	12/05/2015	13/05/2028	7,440.00	34,151.44	4,355.68	38,507.12
000591	Sociedad Española de Carburos Metálicos, S.A.	Storage plant for liquid carbon dioxide	13/07/2010	13/07/2025	9,957.00	23,580.03	5,337.21	28,917.24
000607	Punta Naval S.L.	Commercial leisure craft & repairs to marine machinery & engines	28/07/2020	27/07/2034	2,430.00	18,849.03	11,339.84	30,188.87

Reference	Owner	Purpose	Date Awarded	Expiry Date	Total m ²	Occupancy Rate	Activity Rate	Total Rates
000630	Atlantic Copper S.L.U.	Warehouse & premises for offices & showroom	16/07/2012	16/07/2024	9,378.75	48,972.83	0.00	48,972.83
000676	Electroquímica Onubense, S. L.	Washing plant & salt collection from crystallisation basins	31/07/2014	31/07/2027	77,890.80	14,589.06	4,800.00	19,389.06
000736	Grupo Amasua, S.A.	Warehouse for nets, fishing tackle, offices showroom & sale of fish products	14/06/2002	25/12/2024	2,394.15	5,466.57	4,373.26	9,839.83
000772	Cía. Española de Petróleos S.A. CEPSA	Quay for bulk liquid traffic & service area	28/06/2005	27/05/2035	101,676.80	188,788.15	771,573.26	960,361.41
000813	Cepsa Química, S.A.	Auxiliary storage units & installations for its plant	29/12/2004	30/03/2032	62,677.36	321,907.42	44,022.11	365,929.53
000879	Baltimar S.A.	Fishing industry installations	02/05/2010	01/05/2025	1,587.50	8,342.04	16,821.59	25,163.63
000880	Antonio Machuca S.L.	Marine & Industrial supplies	05/03/2018	04/03/2028	1,750.00	16,694.44	1,313.01	18,007.45
000883	Onubanaval, S.L.	Naval carpentry	20/06/1997	30/06/2027	2,760.00	6,337.65	4,031.78	10,369.43
000905	Ibertrans 2000,S.L.	Safekeeping & maintenance of lorry fleet	01/02/2014	01/02/2029	6,200.00	27,862.95	5,490.28	33,353.23
000926	Mantenimientos y Montajes S. Coop	Repair of vessels & boilermaking, maintenance & industrial mechanics	11/03/2017	10/03/2027	4,846.20	47,683.41	3,800.92	51,484.33
000931	NEDGIA Andalucía, S.A.	Installation of a natural gas pipeline	25/04/2006	16/12/2027	25,028.93	28,810.29	5,762.09	34,572.38

Reference	Owner	Purpose	Date Awarded	Expiry Date	Total m ²	Occupancy Rate	Activity Rate	Total Rates
000932	Gas-Auto S.C.A.	Service station for the supply of electrical charging, fuel and LPG and auxiliary facilities that include telephone and radio stations for taxis, office, mechanical and electronic workshop and vehicle washing station	28/02/2017	27/02/2037	5,557.02	31,839.47	12,515.30	44,354.77
000945	Enagas Transporte S.A.U.	Installation of the Huelva - Seville gas pipe section in the Port of Huelva service area	22/12/1988	16/12/2027	348.00	414.19	82.84	497.03
000968	Servicios Marítimos Aduaneros Huelva S.L.	Storage & Distribution of Bulk Solids en Torre Arenillas	09/03/1989	13/03/2034	15,400.00	43,323.28	26,003.12	69,326.40
000969	Junta de Andalucía	Odiel Salt-Marshes Visitors Centre (Bacuta Island)	19/06/2009	26/04/2029	127,779.00	0.00	0.00	0.00
000970	Pinturas Brico, S.L.	Exhibition & sale of paintings	26/04/2019	25/04/2029	810.00	7,733.62	4,800.00	12,533.62
000976	Enagas Transporte S.A.U.	Installation of cathodic protection station N° 1 on Huelva - Seville Gas pipeline	25/04/2006	16/12/2027	132.00	157.11	31.42	188.53
000980	Expromar S.L.	Installation for preparing, processing & distributing fish & shellfish	13/07/2015	13/07/2027	2,430.00	21,362.18	1,642.93	23,005.11
000993	Alex Huelva, S.L.	Industrial cleaning service	14/09/2010	14/09/2025	2,839.00	24,329.41	1,451.72	25,781.13
000997	Edistribución Redes Digitales, S.L.U	Operation of a 15 KV medium voltage underground line	19/04/2011	19/04/2026	39.16	463.83	15.74	479.57

Reference	Owner	Purpose	Date Awarded	Expiry Date	Total m ²	Occupancy Rate	Activity Rate	Total Rates
001008	Restauración y Hostelería Joma S.L.	Bar/coffee-restaurant on Avda. Francisco Montenegro	11/06/2013	10/06/2028	1,178.00	12,639.15	584.99	13,224.14
001023	Decal España S.A.	Marine terminal for the receipt, storage, distribution of hydrocarbons & manufacture of biofuels	11/11/1993	10/11/2043	238,614.13	427,097.96	719,012.43	1,146,110.39
001035	Antonio España e Hijos S.L.	Solid waste recovery, sorting & recycling plant	18/02/2000	23/08/2032	17,781.60	42,496.57	7,850.22	50,346.79
001039	Excmo. Ayuntamiento de Huelva	Pinar marshes sewage treatment plant	31/07/1995	02/08/2025	64,083.00	0.00	0.00	0.00
001045	Bergé Marítima S.L.	Receipt, storage & expedition of bulk solids	30/07/1996	01/10/2024	19,137.24	53,836.88	38,335.17	92,172.05
001048	Consignaciones y Graneles del Suroeste S.A.	Storage of bulk solids & by-products	30/07/1996	06/08/2026	15,722.40	44,154.95	25,554.82	69,709.77
001054	Laboral Team Stros. Industriales, S.L	Storage & marketing of industrial spare parts	07/11/1996	13/11/2026	1,571.01	3,467.85	1,233.96	4,701.81
001061	Puig Mora, María del Rocio	Coffee-Bar on Avda, North of the Fishing North Polygon	06/07/2018	05/07/2028	20.15	574.31	1,600.01	2,174.32
001062	Atrian Technical Services, S.A.	Assembly & maintenance services for industrial installations	14/12/2017	13/12/2032	1,527.75	12,627.23	800.00	13,427.23
001063	Refractarios del Sur, S. L.	Industrial assembly of antacid & refractory coatings	30/12/1997	30/12/2027	1,584.00	3,496.52	2,000.00	5,496.52
001071	Mantenimiento y Montajes Industriales, S. A.	Cleaning, de-contamination & treatment of industrial installations	29/04/2019	28/04/2031	1,701.00	14,952.38	1,000.00	15,952.38

Reference	Owner	Purpose	Date Awarded	Expiry Date	Total m ²	Occupancy Rate	Activity Rate	Total Rates
001075	TDN Sevilla, S.A.	Logistics centre for the receipt, storage & distribution of goods	07/04/2000	28/04/2030	4,475.00	9,878.11	5,926.87	15,804.98
001076	Nautica Avante, S.L.	Marketing, sale & repair of marine engines	09/10/2019	08/10/2033	1,620.00	13,106.04	1,174.05	14,280.09
001086	Dapeit Real State, S.L.	Building & operating a mini industrial estate on Avda. F. Montenegro	27/04/2001	15/05/2031	25,350.00	55,957.59	19,370.98	75,328.57
001090	Ibemetex Spain S.L.	Building & operating a tertiary equipment centre	11/01/2002	10/01/2032	243.50	798.92	263.64	1,062.56
001091	NEDGIA Andalucía, S.A.	Transport of Natural Gas through the Port of Huelva Service Area	12/07/2001	11/07/2031	478.48	791.35	395.68	1,187.03
001095	Alex Huelva, S.L.	Storage & Sale of Furniture	14/07/2016	13/07/2026	500.04	10,720.66	4,000.00	14,720.66
001101	Prezero Gestión de Residuos, S.A.	Main Offices & General Management of Selective Urban Waste Collection	07/04/2002	04/11/2024	9,500.00	20,970.30	16,776.24	37,746.54
001109	Guerra-Librero, S.L.	Marketing & assembly of industrial equipment	11/10/2019	10/10/2032	497.72	14,846.35	7,653.85	22,500.20
001111	Dimahuelva, S.L.U.	Fishing industry installations	22/11/2002	27/12/2032	810.00	1,859.96	1,115.97	2,975.93
001137	Fertiberia S.A.	Storage of Ammonia & Fertiliser Manufacturing Plants	01/07/2004	16/12/2024	204,421.45	354,847.40	70,969.83	425,817.23
001141	Alex Huelva, S.L.	Vehicle Washing Centre	30/12/2004	29/12/2024	1,384.21	4,334.29	5,701.66	10,035.95
001142	Enagas Transporte S.A.U.	Loading & Unloading of Liquefied Natural Gas, Storage	19/11/2004	03/04/2029	232,888.42	533,689.27	336,335.39	870,024.66
001143	Drace Geocisa, S.A.	15 Kv Underground Power Line	28/06/2005	07/07/2040	818.40	81.37	16.27	97.64

Reference	Owner	Purpose	Date Awarded	Expiry Date	Total m ²	Occupancy Rate	Activity Rate	Total Rates
001144	Bergé Marítima S.L.	Storage of Bulk Solids	19/11/2004	04/12/2024	25,507.00	71,756.30	68,743.07	140,499.37
001149	Pinsur, S.A.	Treatment of Metal Surfaces	10/05/2005	09/05/2025	6,912.00	23,840.01	4,768.02	28,608.03
001151	Algeposa Huelva, S. L.	Storage, maintenance and processing, mechanical mixing in closed containers of non-polluting solid bulk	30/09/2005	30/09/2040	86,557.01	175,260.96	107,897.55	283,158.51
001162	Atlantic Copper S.L.U.	Terminal for the Receipt, Storage & Distribution of Bulk Solids	31/01/2014	09/05/2033	60,588.29	397,320.52	143,716.15	541,036.67
001171	Vodafone ONO S.A.U.	Telecommunications Line	05/05/2006	04/05/2036	148.41	180.39	36.08	216.47
001177	Dos Fuentes, S.L.U.	Execution & Maintenance of Civil & Industrial Works	22/09/2006	03/10/2026	4,206.54	9,158.12	4,579.06	13,737.18
001183	Gunvor España, S.L.U.	Pipeline rack for transporting oils, hydrocarbons, alcohols	10/01/2008	10/01/2028	5,423.85	22,923.20	135,117.05	158,040.25
001185	Huelva Belts S.L.	Installation of a System for the Receipt & Transport of Cereal	04/01/2008	31/12/2023	1,120.46	17,659.05	3,531.81	21,190.86
001187	Atlantic Copper S.L.U.	Logistics Centre for Storing Bulk Solids & Other Products	16/01/2016	27/11/2025	15,829.91	117,942.56	13,749.53	131,692.09
001190	Bar Nuevo Puerto C.B.	Bar-Restaurant	02/12/2006	01/12/2026	1,519.59	4,274.91	3,847.42	8,122.33
001195	Lípidos Santiga Huelva S.L.	Vegetable Oil Refining Plant	29/07/2009	10/11/2038	28,604.36	80,430.84	51,000.50	131,431.34
001197	Real Club Marítimo de Huelva	Building & Operating Nautical-Sports Facilities	30/06/2007	30/06/2037	63,090.40	62,013.33	7,760.49	69,773.82

Reference	Owner	Purpose	Date Awarded	Expiry Date	Total m ²	Occupancy Rate	Activity Rate	Total Rates
001209	Alex Huelva, S.L.	Marpol Waste Collection & Transfer Centre	01/07/2008	01/07/2028	2,950.60	6,726.06	2,017.82	8,743.88
001210	Bergé Marítima S.L.	Storage & Distribution of Bulk Solids	28/06/2008	27/06/2036	14,541.70	40,703.66	27,334.76	68,038.42
001212	Distribumar, S.L.	Handling, Packaging & Sale of Fish & Seafood	26/07/2008	25/07/2026	750.00	6,858.31	1,371.66	8,229.97
001222	S.G.S. Española de Control S.A.	Lorry & wagon weighbridge operations at I.J. Gonzalo Wharf	08/05/2019	07/05/2029	1,003.91	10,303.14	10,303.12	20,606.26
001225	Atlantic Copper S.L.U.	Copper Smelting & Refining Plant, Auxiliary Installation & Traffic Terminal	18/12/2009	25/07/2038	434,397.54	789,703.61	203,140.38	992,843.99
001238	Cía. Española de Petróleos S.A. CEPSA	Laying a Fuel Oil Pipeline Through a Tunnel on Street A.	10/03/2010	10/01/2028	14.40	2,173.51	17,246.67	19,420.18
001244	Junta de Andalucía	Water Supply Pipe for Watering the Botanical Garden	05/04/2011	29/11/2045	1,275.00	0.00	0.00	0.00
001245	Fertinagro Sur, S.L.	Production of Secondary Nutrients & Trace Elements for Nutrition	13/01/2011	12/01/2036	104,414.24	263,338.93	60,130.51	323,469.44
001246	Edistribución Redes Digitales, S.L.U	Operating a 15 Kv Power Line	25/07/2010	24/07/2030	3,053.51	8,307.32	9,393.48	17,700.80
001252	Telefónica Móviles España S.A.	Installing & Operating Mobile Telephone Masts	26/07/2012	25/07/2027	606.83	807.95	11,699.25	12,507.20
001255	Fishingdos y Mariscos Sánchez de la Campa S.L.	Marketing of Fish & Seafood	04/05/2011	03/05/2031	1,095.00	9,351.49	1,170.25	10,521.74
001274	Grupo Hostelero Bonilla S.L.U.	Operating a Bar/Coffee - Restaurant	27/06/2012	26/06/2027	1,182.39	65,376.71	4,930.12	70,306.83

Reference	Owner	Purpose	Date Awarded	Expiry Date	Total m ²	Occupancy Rate	Activity Rate	Total Rates
001275	Levantino Aragonesa de Tránsitos, S.A.	Plant for Preparing Raw Materials & Terminal for Storing & Dispatching Bulk Liquids	26/07/2012	25/07/2027	11,661.21	38,593.16	6,521.76	45,114.92
001280	Levantino Aragonesa de Tránsitos, S.A.	Jetty for Loading & Unloading Bulk Liquids	07/08/2015	07/08/2024	9,938.52	34,795.56	60,494.06	95,289.62
001281	Mariscos Mendez, S.L.	Handling, Packaging & Sale of Fish & Seafood	23/06/2012	26/10/2030	3,268.00	14,441.27	9,058.90	23,500.17
001284	Seabery Soluciones, S.L.	Computer & Electronic Component Assembly & Production Plant	28/07/2012	27/07/2027	1,000.00	19,647.64	4,497.38	24,145.02
001289	ESTIHUELVA Centro Portuario de Empleo, S.A.,	Own Premises for that Company'S Services	06/02/2013	22/02/2033	119.05	5,932.68	961.20	6,893.88
001297	Atlantic Copper S.L.U.	Warehouse & Premises for Offices	03/02/2014	02/02/2024	4,825.00	36,908.44	0.00	36,908.44
001306	Atlantic Copper S.L.U.	Jetty For Berthing Vessels & Loading & Unloading Bulk Liquids	10/07/2013	09/07/2033	15,055.14	34,440.56	32,425.70	66,866.26
001309	Impala Terminals Huelva, S.L.U.	Terminal loading/unloading, storage and shipment of minerals, including their preparation and mixing, as well as other solid bulk compatible with scrap metal and any other steel material	18/10/2013	17/10/2048	232,760.10	848,740.57	159,248.92	1,007,989.49
001311	Centro de Elaboración Propia S.L.	Operating a Bar/Coffé - Restaurant	18/10/2013	17/10/2033	900.00	3,566.16	9,151.60	12,717.76
001313	Alquileres Raiseber, S.L.	Refrigeration Installations	19/04/2022	16/10/2025	13,252.50	62,515.75	6,580.28	69,096.03

Reference	Owner	Purpose	Date Awarded	Expiry Date	Total m ²	Occupancy Rate	Activity Rate	Total Rates
001317	Excmo. Ayuntamiento de Huelva	Low Voltage Power Line To Supply The Trade Fair Venue	04/01/2014	03/01/2049	40.36	40.86	8.17	49.03
001324	S.G.S. Española de Control S.A.	Chemical Laboratory & Offices	15/05/2014	14/05/2029	817.17	13,358.79	1,028.01	14,386.80
001325	Yilport Huelva S.L.	Container Terminal on the South Quay of the Outer Port	20/11/2014	19/11/2035	52,108.58	261,071.51	108,069.75	369,141.26
001331	Eurogrúas Huelva, S.L.U	Machinery depot & workshop	01/01/2023	21/07/2024	3,325.00	18,910.74	1,600.00	20,510.74
001332	Club Deportivo Piragüismo Tartessos Huelva	Nautical Activities-Sports Centre	26/10/2017	25/10/2027	942.00	5,746.43	833.10	6,579.53
001336	Magtel Comunicaciones Avanzadas	Laying Optic Fibre Cable & Providing Telecommunications Service	09/01/2015	08/01/2040	1,497.98	7,314.00	5,000.00	12,314.00
001339	Telefonica de España, S.A.U.	Telecommunications lines	16/01/2015	15/01/2035	9,086.75	11,709.20	2,289.53	13,998.73
001340	Fertinagro Sur, S.L.	Storage Centre for Raw Materials & Finished Products	29/01/2018	28/01/2028	17,068.39	170,495.77	7,535.35	178,031.12
001344	Esin Onubense, S.L.L.	Auxiliary Industrial Services	11/03/2015	10/03/2035	3,171.00	19,748.74	2,903.45	22,652.19
001345	Afrika Hostelería, C.B	Bar-Restaurant	13/01/2015	12/01/2031	1,877.00	14,547.16	1,330.00	15,877.16
001347	Atlantic Copper S.L.U.	220/50 Kv Electrical Substation & Laying a Power Line	29/04/2015	28/04/2050	5,067.97	7,349.41	1,469.88	8,819.29
001348	Atlantic Copper S.L.U.	Logistics Centre for Storing Bulk Solids	16/01/2016	27/11/2025	11,498.31	52,111.77	14,624.66	66,736.43
001349	Jardines del Odiel, S.L.	Centre for Conventions, Celebrations & Catering	26/06/2021	23/03/2024	4,306.56	21,236.52	4,001.81	25,238.33

Reference	Owner	Purpose	Date Awarded	Expiry Date	Total m ²	Occupancy Rate	Activity Rate	Total Rates
001350	Mariscos Huelva Mar S.L.	Refrigeration Equipment, Preparation, Marketing & Sale of Derived Products	08/03/2016	07/03/2026	333.00	1,202.57	1,364.48	2,567.05
001355	Fepeja de Papelería, S.L	Storage & Sale of Office Material	06/05/2015	05/05/2030	1,620.00	14,248.06	2,018.06	16,266.12
001359	Mariscos Hernández S.L.	Refrigeration Equipment, Preparation, Marketing & Sale of Fish Products	07/08/2015	06/08/2025	500.00	6,766.31	837.20	7,603.51
001362	Salvicón Montaje Industrial, S.L.	Industrial Assembly & Maintenance	07/10/2015	06/10/2025	4,622.30	22,162.61	3,102.00	25,264.61
001365	Mariscos MB, S.L.U.	Refrigeration Equipment, Preparation, Marketing & Sale of Fish Products	13/01/2016	12/01/2036	4,050.00	28,285.71	3,792.16	32,077.87
001369	Grusol Logística, S.L.	Maintenance & Parking Of Own Fleet of Vehicles	10/05/2016	09/05/2031	4,706.00	27,501.99	2,800.00	30,301.99
001375	Onuba Fun, S.L.	Family Games & Leisure	01/07/2016	30/06/2025	146.50	6,463.20	2,525.00	8,988.20
001381	Saybolt España, S.A	Sample Testing Laboratory & Offices	19/10/2016	18/10/2031	390.00	3,923.15	12,470.40	16,393.55
001384	Lobato Seguridad, S.L.	Nautical & Fishing Training Academy	20/10/2016	19/10/2026	500.00	7,287.36	1,048.95	8,336.31
001386	Rectificados Lemar, S.L.	Industrial Maintenance Workshop	20/07/2016	19/07/2036	5,125.00	45,932.14	2,919.71	48,851.85
001388	Cruz Roja Española-Asamblea Prov.	Storage of goods for the institution's emergency activities	10/06/2019	09/06/2025	1,309.00	0.00	0.00	0.00
001390	Áridos Anfersa, S.L.	Freight handling Machinery Rental	26/10/2016	25/10/2031	390.00	4,158.19	1,500.00	5,658.19
001391	Enagas Transporte S.A.U.	Pipelines for Transporting Gas	11/06/2016	10/06/2036	10,422.16	67,527.61	1,875.13	69,402.74

Reference	Owner	Purpose	Date Awarded	Expiry Date	Total m ²	Occupancy Rate	Activity Rate	Total Rates
001392	Bueno Sanchez, Jose Manuel	Restaurant-Bar	17/09/2019	16/09/2029	156.25	3,034.32	246.78	3,281.10
001397	Grupo Electro Stocks, S.L.U.	Industrial Supplies	08/03/2017	07/03/2027	1,502.60	44,032.11	2,087.04	46,119.15
001405	Áridos Anfersa, S.L.	Mechanical Workshop for Freight handling Machinery	10/10/2017	09/10/2027	1,319.00	10,602.47	800.00	11,402.47
001407	Bergé Marítima S.L.	Offices & Repair Workshop for Machinery Used in Stevedoring	06/10/2018	05/10/2028	1,565.50	33,367.91	748.70	34,116.61
001408	GM Fuel Tank, S.L.	Receipt/Dispatch of Hydrocarbons	10/10/2017	09/10/2027	1,100.00	3,094.52	1,470.00	4,564.52
001409	Bergé Marítima S.L.	Logistics Terminal for Loading, Unloading, Storing & Distributing Bulk Solids	08/05/2018	07/05/2048	39,150.00	140,930.98	30,377.63	171,308.61
001415	Huelva Area Logística Integral, S.L.	Operation of an All-Inclusive Transport Service Unit	29/05/2018	28/05/2053	64,452.00	142,271.34	0.00	142,271.34
001417	S.G.S. Española de Control S.A.	Laboratory for Preparing Mineral Samples	23/01/2018	22/01/2028	755.48	10,347.03	3,070.77	13,417.80
001425	Ricardo Fuentes e Hijos Cádiz S.A.	Refrigeration Units, Preparation, Marketing & Sale of Fish Derivatives	20/05/2019	19/05/2049	975.80	2,240.68	3,167.30	5,407.98
001431	Costa Fishing Ricomar, S.L.	Preparation & Marketing of Fish & Seafood	24/05/2018	23/05/2043	2,931.50	19,101.90	7,868.78	26,970.68
001448	Cinrocar, S.L.	Bar - Restaurant Coffe Shop	04/10/2018	03/10/2033	1,563.20	3,948.29	12,956.77	16,905.06
001449	Masía Caballero, Vicente Ignacio	Sports Center	04/12/2018	03/12/2028	500.00	8,097.01	885.33	8,982.34

Reference	Owner	Purpose	Date Awarded	Expiry Date	Total m ²	Occupancy Rate	Activity Rate	Total Rates
001462	Fishingdos Y Mariscos Hnos Felipe S.L	Fresh fish wholesaler (first & secondary sales)	07/09/2020	06/09/2050	2,280.92	76,952.31	6,200.18	83,152.49
001463	García Bravo, José Luis	Coffe - Bar - Restaurant on the Levante Quay	01/07/2022	09/12/2035	57.36	3,304.40	725.00	4,029.40
001471	Rutas y entregas, S.L.	Road transportation activities	11/07/2019	10/07/2029	1,620.00	10,325.29	1,250.00	11,575.29
001476	Grupo Electrocon, S.L.	Climate control company	11/10/2019	10/10/2029	93.75	1,348.63	667.99	2,016.62
001482	Fundación Laboral de la Construcción	Training Academy	12/12/2019	11/12/2044	3,762.68	28,248.81	2,037.57	30,286.38
001488	Axent Infraestructuras de Telecomunicaciones, S.A.	Laying Optic Fibre Cable & Providing Telecommunications Services	28/11/2019	27/11/2044	1,090.00	4,721.78	4,000.00	8,721.78
001489	Inforel Sistema de Áridos, S.A.	Instalation & operation of a concrete plant	27/01/2021	26/01/2036	2,351.00	5,189.60	0.00	5,189.60
001493	Copeinsur, S.L.	Auxiliary services of Civil works & building	12/03/2020	11/03/2035	503.70	4,376.52	1,677.06	6,053.58
001495	Cía. Española de Petróleos S.A. CEPSA	Maritime Terminal for Loading & Unloading Petroleum Products	19/01/2021	18/01/2061	36,135.44	561,196.63	426,553.85	987,750.48
001499	Garzón del Olmo, José Rafael	Logistic & storage activities	01/06/2020	31/05/2035	1,620.00	19,285.83	1,321.61	20,607.44
001500	Frigoríficos Portuarios del Sur, S.L.	Manufacture & installation of Refrigerated Installations	07/10/2020	06/10/2055	32,570.40	91,627.05	0.00	91,627.05
001501	Áridos Anfersa, S.L.	Building & operating of a industrial unit for bulk storage	30/09/2020	29/09/2045	9,507.83	26,659.38	6,000.00	32,659.38

Reference	Owner	Purpose	Date Awarded	Expiry Date	Total m ²	Occupancy Rate	Activity Rate	Total Rates
001502	Atlantic Copper S.L.U.	Constructing and operating a recycling plant to receive, prepare and process copper electronic and electrical material	25/03/2021	24/03/2061	42,017.03	104,378.40	18,534.40	122,912.80
001515	Mariscos Jesumar S.L.	Marketing of fish and seafood, its preparation, cooking, storage, packaging, sale to the public and export. Seafood city	27/01/2022	26/01/2047	103.81	6,179.41	177.84	6,357.25
001516	Fernández Domínguez, Manuel	Marketing of fish and seafood, its preparation, cooking, storage, packaging, sale to the public and export. Seafood city	27/01/2022	27/01/2047	103.82	6,179.09	126.03	6,305.12
001517	Fishingdos Y Mariscos Toni, C.B.	Marketing of fish and seafood, its preparation, cooking, storage, packaging, sale to the public and export. Seafood city	03/02/2022	02/02/2047	207.50	12,360.66	574.01	12,934.67
001518	Vázquez Fernández, Rafael	Marketing of fish and seafood, its preparation, cooking, storage, packaging, sale to the public and export. Seafood city	07/02/2022	06/02/2047	103.86	6,175.27	138.20	6,313.47
001520	Mariscos Costa de la Luz S.L.	Marketing of fish and seafood, its preparation, cooking, storage, packaging, sale to the public and export. Seafood city	31/01/2022	30/01/2047	207.98	12,312.01	293.29	12,605.30

Reference	Owner	Purpose	Date Awarded	Expiry Date	Total m ²	Occupancy Rate	Activity Rate	Total Rates
001521	Fishingdos y Mariscos Sánchez de la Campa S.L.	Marketing of fish and seafood, its preparation, cooking, storage, packaging, sale to the public and export. Seafood city	28/01/2022	27/01/2047	203.78	12,083.68	337.93	12,421.61
001522	Mariscos Puertohuelva, S.L.	Marketing of fish and seafood, its preparation, cooking, storage, packaging, sale to the public and export. Seafood city	31/01/2022	30/01/2047	103.99	6,189.88	214.30	6,404.18
001524	Tartessos Mar, S.L.	Marketing of fish and seafood, its preparation, cooking, storage, packaging, sale to the public and export. Seafood city	02/02/2022	01/02/2047	207.48	12,358.82	371.92	12,730.74
001527	Reparaciones y Maquinaria Caravaca, S.L.	Storage & maintenance of machinery	16/10/2020	15/10/2040	1,050.00	2,953.86	640.00	3,593.86
001529	Lagunapeixe, S.L.	Marketing of fish and seafood, its preparation, cooking, storage, packaging, sale to the public and export. Seafood city	31/01/2022	30/01/2047	103.83	6,167.70	186.79	6,354.49
001530	Mariscos Sandimar, S.L.	Marketing of fish and seafood, its preparation, cooking, storage, packaging, sale to the public and export. Seafood city	01/02/2022	31/01/2047	112.28	6,526.02	271.25	6,797.27
001540	Olano Sur, S.L.	Fish products transportation	28/01/2022	27/01/2047	207.64	12,379.59	586.30	12,965.89
001545	Termisur Eurocargo, S.A	Freight transshipment for land or maritime transport	23/01/2021	21/02/2027	110.08	1,182.25	140.00	1,322.25

Reference	Owner	Purpose	Date Awarded	Expiry Date	Total m ²	Occupancy Rate	Activity Rate	Total Rates
001550	Gruas Lozano S.A.	Machinery depot & workshop	25/02/2021	24/02/2026	3,957.33	27,037.71	2,848.35	29,886.06
001551	Alter Enersun, S.A.	Construction and operation of buried power line and media station	16/03/2023	15/03/2058	4,634.90	1,318.78	0.00	1,318.78
001554	Geojet, S.L.	Office and workshops for machinery and construction companies	18/11/2020	31/12/2023	1,670.55	18,125.20	2,952.40	21,077.60
001557	Venator P&A Spain, S.L.	Operation of a cooling water collection & discharge system	09/01/2021	08/01/2041	1,155.60	1,375.40	4,100.59	5,475.99
001560	Tir Sevilla, S.L.	Transportation & Sale of Fish Products. Seafood city	31/01/2022	30/01/2047	103.84	6,143.82	145.74	6,289.56
001563	Edistribución Redes Digitales, S.L.U	New low voltage substation grid, to change voltage and increase power	20/05/2021	19/05/2071	441.45	362.80	72.56	435.36
001564	Edistribución Redes Digitales, S.L.U	Replacing the "ENESA" MVUC between CD 73.002 "PUMP, TAXI" and CD 104,934 "ODIEL RIVER"	18/03/2021	17/03/2071	321.68	330.21	0.00	330.21
001566	Sociedad de Gestión de Puertos y Marinas, S.L.	Construction and running an urban marine/leisure sailing facility for watersports-recreational sailing, commercial and complementary activities in the Odiel river estuary	28/07/2021	27/07/2056	95,545.00	5,015.18	0.00	5,015.18
001567	Terminal Puerto Tartessos, S.A.	Construction and operation of a terminal with ship docking facilities and storage and distribution of energetic and other compatible liquid bulks	27/04/2023	26/04/2073	98,767.63	54,589.54	0.00	54,589.54

Reference	Owner	Purpose	Date Awarded	Expiry Date	Total m ²	Occupancy Rate	Activity Rate	Total Rates
001568	Octogamba, S.L.	Preparation & Marketing of refrigerated and frozen seafood. Seafood city	29/03/2021	28/03/2046	519.12	30,881.22	4,482.30	35,363.52
001574	Moncobra, S.A.	Industrial Maintenance, Mechanical Manufacturing & Boilermaking	28/04/2021	27/04/2031	2,109.00	13,045.92	2,293.62	15,339.54
001577	Estudios y Aplicaciones Electrónicas S.A.	Installations for naval electronics & Industrial Security	22/02/2021	21/02/2031	1,620.00	17,418.38	1,400.00	18,818.38
001578	Monajuana, S.L.	Constructing and operating a watersports-recreational sailing complex with complementary catering and leisure services	21/07/2021	20/07/2046	945.00	2,606.01	17,001.40	19,607.41
001579	Industrial Almunasty, S.L.	Timber industrial workshop and port maintenance and construction materials warehouse	30/11/2021	29/11/2037	2,949.30	6,510.29	2,391.00	8,901.29
001582	Nuevo Astillero de Huelva, S.A.	Constructing, repairing, maintenance and fitting out vessels and other steel and/or composite structure, along with electrification systems for vessels and shore facilities	13/07/2022	12/07/2062	144,718.60	215,348.53	31,169.98	246,518.51
001604	Hielos Costa de la Luz, S.L.	Ice Factory	23/07/2021	22/07/2025	750.00	8,979.45	750.00	9,729.45
001612	Innovación de Nuevos Espacios, S.L.	Constructing and operating facilities to clean and disinfect industrial vehicles used to transport food	13/12/2022	12/12/2047	5,913.00	16,046.41	0.00	16,046.41
001616	Mariscos Rubio, S.L.	Preparation & Marketing of Fish & Seafood	12/10/2021	11/10/2046	534.37	7,065.41	2,741.61	9,807.02

Reference	Owner	Purpose	Date Awarded	Expiry Date	Total m ²	Occupancy Rate	Activity Rate	Total Rates
001617	Cía. Española de Petróleos S.A. CEPSA	Construction and operation of a HVO (hydrotreated vegetable oil) production, storage and logistics plant	17/10/2023	16/10/2073	241,277.86	141,331.45	0.00	141,331.45
001621	Fishingdos Hermanos Diaz, S.L.	Handling, Packaging, Storage, Marketing, Exportation & Sale of Fish & Seafood. Seafood city	21/10/2021	20/10/2046	209.20	12,467.32	586.30	13,053.62
001628	Intertek Ibérica Spain, S.L.U.	Ship Loading & Unloading Inspection Services of vessels on the Quay	21/08/2021	20/08/2027	62.19	1,853.47	860.00	2,713.47
001634	ESTIHUELVA Centro Portuario de Empleo, S.A.,	Changing rooms for workers of the Goods Handling Service	25/11/2021	24/11/2036	179.31	5,797.19	100.89	5,898.08
001637	NEDGIA Andalucía, S.A.	Gas connection to Cepsa Química, S.A.	11/08/2021	10/08/2041	112.92	210.84	134.40	345.24
001639	Imesapi, S.A.	Maintenance services	04/01/2022	03/01/2028	1,000.00	11,972.56	873.44	12,846.00
001640	Idamar S.A.	Storage and sale of chandelery and industrial & Fishery supplies	11/06/2022	10/06/2032	4,050.00	32,074.29	2,816.74	34,891.03
001641	Banco de Alimentos de Huelva	Social Purposes of the entity	13/01/2022	12/01/2037	1,040.00	12,894.51	651.30	13,545.81
001642	ESTIHUELVA Centro Portuario de Empleo, S.A.,	Own facilities of the entity's service (staff rest area)	13/01/2022	12/01/2032	50.65	5,102.05	39.71	5,141.76
001645	Onurepasaz, S.L.	Ship repairs and maintenance	25/01/2022	24/01/2027	258.00	3,671.72	800.00	4,471.72
001647	Amor a Mar Puerto, S.L.	Catering and hospitality at the Seafood City outlets.	11/03/2022	10/03/2047	336.29	30,488.89	586.30	31,075.19

Reference	Owner	Purpose	Date Awarded	Expiry Date	Total m ²	Occupancy Rate	Activity Rate	Total Rates
001648	Nuuk Ice Lovers, S.L.	Operation of kiosk No. 4 for ice cream parlor/cafeteria	01/05/2023	31/12/2023	146.50	3,539.88	302.06	3,841.94
001649	Sertego Servicios Medioambientales S.L.U.	Treatment plant for used oil and other types of waste, mainly from vessels.	23/12/2022	22/12/2047	29,172.25	129,388.93	48,139.63	177,528.56
001653	Alquiboxes, C.B.	Car DIY centre	24/04/2022	23/04/2032	433.26	4,359.23	831.94	5,191.17
001656	Pescnort Mar, S.L.	Storage and distribution of fish products in Seafood City	15/07/2022	14/07/2047	103.86	5,949.23	126.28	6,075.51
001657	Naturgy Ciclos Combinados, S.L.	Conduction for the collection and discharge of seawater from the cooling system of the thermal power plant	05/10/2022	04/10/2042	7,144.64	232,436.38	6,289.08	238,725.46
001671	Masterclima De Huelva, S.L.U.	Distributing, assembly and maintenance of industrial cold facilities	10/07/2022	09/07/2032	1,000.00	13,133.55	1,143.78	14,277.33
001683	WPI Huelva, S.L.	Construction and operation of a solid plastic waste recovery plant for chemical recycling, as well as for the production of biofuels	30/12/2023	29/12/2058	63,055.03	971.98	0.00	971.98
001695	Mantenimiento y Montajes Industriales, S. A.	Assembly, repair, maintenance and distribution of industrial facilities and similar services	17/12/2022	16/12/2032	1,617.50	23,660.88	1,726.62	25,387.50
001696	Hune Rental, S.L.U.	Rental of machinery for construction, industry and services	11/07/2023	10/07/2033	4,182.50	17,190.46	0.00	17,190.46

Reference	Owner	Purpose	Date Awarded	Expiry Date	Total m ²	Occupancy Rate	Activity Rate	Total Rates
001697	Alex Huelva, S.L.	Vehicle washing station, distribution and sale of items related to the activity	28/12/2022	27/12/2034	2,610.00	16,274.89	1,350.00	17,624.89
001698	Briconuba,S.L.	Naval and industrial supplies warehouse	01/02/2023	31/01/2037	2,430.00	22,613.10	5,032.87	27,645.97
001711	Ricardo Fuentes e Hijos Cádiz S.A.	Storage of items related to the marketing of fish and seafood	23/04/2023	22/04/2029	200.00	1,531.06	2,495.34	4,026.40
001722	Air Liquide Ibérica de Gases, S.L.U.	Plant for the manufacturing, storage, marketing and distribution of industrial and medicinal gases (oxygen, nitrogen and argon)	17/10/2023	16/10/2063	23,401.71	19,450.21	6,246.58	25,696.79
001723	Envases Huelva, S.L.	Manufacturing and marketing of packaging for the fishing sector	31/07/2023	30/07/2033	1,620.00	4,168.14	1,241.25	5,409.39
001737	Insyte Instalaciones, S.A.	Electrical installations and repairs	06/10/2023	05/10/2029	1,620.00	2,916.83	268.15	3,184.98
001738	Dominion Industry & Infrastructures, S.L	Boilermaking and industrial pipe manufacturing workshop	31/07/2023	30/07/2028	9,268.48	22,562.48	2,026.43	24,588.91
001739	Health and Safety Outsourcing, S.L.	Training and training center in occupational safety and emergency HSO	30/12/2023	29/12/2043	4,654.21	56.29	0.00	56.29
001740	Sertego Servicios Medioambientales S.L.U.	Provision of the collection service for oily waste from ship bilges	01/08/2023	31/07/2029	338.21	529.65	1,604.75	2,134.40
001742	Agrotrans Tránsitos y Transportes, S.L.	Maintenance of machinery and office buildings	08/05/2023	07/05/2033	2,644.38	16,107.29	834.63	16,941.92

Reference	Owner	Purpose	Date Awarded	Expiry Date	Total m ²	Occupancy Rate	Activity Rate	Total Rates
001747	Alquibalat, S.L.	Storage and rental of prefabricated modules	28/11/2023	27/11/2027	4,842.18	2,385.85	589.64	2,975.49
001750	García-Munté Energía S.L.	Storage, treatment and marketing of solid fuels	09/10/2023	08/10/2048	32,948.50	36,359.28	4,236.54	40,595.82
001770	Daga 21, S.L.	Office and warehouse for storage of supplies for the industry	06/11/2023	05/11/2033	401.00	1,451.01	642.16	2,093.17
001776	Exolum Corporation, S.A.	Exploitation of a 16" pipeline for the transport of bulk liquid hydrocarbons	11/11/2023	10/11/2043	1,696.20	5,475.73	6,666.80	12,142.53
001777	Exolum Corporation, S.A.	Exploitation of a 14" pipeline for the transport of bulk liquid hydrocarbons	11/11/2023	10/11/2043	1,696.20	4,433.91	2,076.66	6,510.57
800679	Ibemetex Spain S.L.	Tertiary Equipment Centre	21/12/2001	31/12/2022	21,730.00	0.00	0.00	0.00
800680	Puerta del Odiel S.L.	Services Centre	21/12/2001	22/01/2052	21,566.08	0.00	0.00	0.00
0132-1	Rebobinados Sur, S.L.	Repair & Maintenance of Industrial Motors/Engines	26/09/2017	25/09/2031	1,050.00	10,040.06	556.52	10,596.58
0448-2	Endesa Generación,S.A.Sociedad Unip	Water Pipeline from the C.H.G. to the Power Station	30/12/1966	16/12/2027	191.14	68.69	13.74	82.43
0489-1	Prebetong Hormigones, S.A.	Manufacture of Concretes & Mortars	21/07/2015	20/07/2030	6,368.86	17,941.08	21,290.38	39,231.46
A01184	Dependencia Provincial De Aduana li.Ee. De Huelva	Building for Customs Offices on the Levante Quay	14/01/1990	14/01/2090	72.00	0.00	0.00	0.00
A01201	Direccion General De La Marina Mercante	Administrative duties	26/07/2007	26/07/2090	52.70	0.00	0.00	0.00

Reference	Owner	Purpose	Date Awarded	Expiry Date	Total m ²	Occupancy Rate	Activity Rate	Total Rates
A01555	Hermes Logística, S.A.	Traffic control office for loading and unloading reefer trailers and trucks	02/07/2021	01/07/2024	15.00	49.75	550.00	599.75
A01569	As Promoción Comercial Puerto Huelva (HUELVAPORT)	Huelvaport Offices	28/02/2021	27/02/2024	16.70	1,295.42	9.46	1,304.88
A01570	Urbaser, S.A.	Urban services delegation office	10/01/2021	09/01/2024	377.25	5,408.44	5,600.00	11,008.44
A01571	Andabdul, S.L.	Operating Kiosk No. 3 for Hospitality and Catering	17/02/2021	16/02/2024	146.50	5,933.89	503.38	6,437.27
A01585	Sociedad de Gestión de Puertos y Marinas, S.L.	Building for commercial management on the Levante Quay	25/05/2021	24/05/2024	720.00	15,550.22	963.52	16,513.74
A01600	García-Munté Energía S.L.	Storage of Solid Fuels in General, Coal & Biomass	14/06/2021	13/06/2024	15,000.00	42,198.01	8,439.60	50,637.61
A01603	Naviera Armas S.A.	Supplies store for manoeuvres Loading/Unloading Vessels	06/02/2021	05/02/2024	15.00	58.79	11.76	70.55
A01605	Acsa Obras e Infraestructuras, S.A.U.	Works office for the remodelling of the Santa Eulalia Syphon Bridge	16/07/2021	15/07/2024	810.00	5,625.60	439.63	6,065.23
A01610	Balearia Eurolíneas Marítimas, S.A.	Private Maritime Terminal for Loading & Unloading of Passengers & Vehicles	11/12/2021	10/12/2024	7,000.00	42,317.22	83,074.06	125,391.28
A01613	Yilport Huelva S.L.	Application submitted for administrative permit for the container crane park on the South Wharf of Port of Huelva's service area	12/07/2021	11/07/2024	3,240.00	17,632.97	3,526.59	21,159.56

Reference	Owner	Purpose	Date Awarded	Expiry Date	Total m ²	Occupancy Rate	Activity Rate	Total Rates
A01615	Suisca Iberia, S.L.U.	Ship chandler and private bonded warehouse at No. 2 Storage Facility on the Levante Wharf	06/08/2021	06/08/2024	480.00	10,686.00	9,705.54	20,391.54
A01618	Amarres Marítimos del Sur S.L.	Ancillary premises of the vessel mooring and unmooring port service	19/10/2021	18/10/2024	71.15	1,834.62	100.00	1,934.62
A01631	Consignaciones y Graneles del Suroeste S.A.	Storage of Bulk Solids	01/12/2021	30/11/2024	9,035.13	25,417.63	5,083.52	30,501.15
A01632	Consejería de Agricultura, Fishing, Agua y Desarrollo Rural.	Temporary storage of fishing gear and items seized during fishing inspections	23/10/2021	22/10/2024	80.00	0.00	0.00	0.00
A01644	Alex Huelva, S.L.	Storage of own industrial vehicles and machinery for its activity	21/01/2022	20/01/2025	2,796.50	6,286.67	1,234.60	7,521.27
A01660	Hernández Cerpa, Ana Arcadia	Coffe - Bar	01/07/2022	30/06/2025	146.50	5,735.14	500.00	6,235.14
A01661	Total Freight Worldwide, S.L	Logistic operator activities	02/07/2022	01/07/2025	19.50	694.80	8.61	703.41
A01662	Alex Huelva, S.L.	Erecting changing room unit for stowage workers	13/05/2022	12/05/2025	45.00	205.75	41.15	246.90
A01663	Dylan Marinas, S.L	Stocking areas to implement the works of the "Odiel Marina" facilities on the Levante Wharf	28/04/2022	27/04/2024	1,627.50	10,277.39	2,055.48	12,332.87
A01682	Repartos del Sur, S.C.A.	Office to manage transport company	09/07/2022	08/07/2025	29.86	1,063.93	13.19	1,077.12
A01685	Luddyap, S.L.	Car rentals without driver	11/08/2022	10/08/2025	1,100.00	4,399.81	286.87	4,686.68
A01686	Auxiliar Maritima del Sur S.A.	Storage of equipment and tools	21/07/2022	20/07/2025	14.00	64.01	64.01	128.02

Reference	Owner	Purpose	Date Awarded	Expiry Date	Total m ²	Occupancy Rate	Activity Rate	Total Rates
A01687	Nosinmiapu, S.L.	Kiosk No. 5 run as café-bar	12/08/2022	11/08/2025	146.50	5,724.75	666.92	6,391.67
A01690	Ayuntamiento de Cartaya	Occupancy of different premises for social and cultural purposes	23/08/2022	22/08/2024	713.00	9,795.16	297.00	10,092.16
A01699	Balearia Eurolíneas Marítimas, S.A.	Occupation of offices and ticket sales in a multifunctional building on the south pier	27/04/2023	26/04/2026	85.79	7,325.86	3,410.96	10,736.82
A01700	Zalvide S.A.	Office occupation in the multifunctional building on the south pier for intermediation activities in foreign traffic operations	06/06/2023	05/06/2026	12.11	1,264.63	687.12	1,951.75
A01707	Ferrovial Construcción S.A.	Office for administrative tasks	20/01/2023	19/01/2025	130.00	4,825.14	69.33	4,894.47
A01708	Naviera Armas S.A.	Occupation of premises for offices, ticket sales and ticket management in a multifunctional building on the south pier	19/07/2023	18/07/2026	90.43	5,133.49	12,715.87	17,849.36
A01710	Traslado de Vehículos Luna, S.L	Occupation of office belonging to the multifunctional building on the south dock for customs management activities	03/06/2023	02/06/2026	9.27	981.95	696.98	1,678.93
A01712	Electroquímica Onubense, S. L.	Conduction of effluent discharge from their plant	02/02/2023	01/03/2024	2,979.46	3,887.16	33,225.97	37,113.13
A01714	Eman Ingeniería, S.L.	Office to manage engineering company	04/03/2023	03/03/2026	20.70	603.14	7.59	610.73

Reference	Owner	Purpose	Date Awarded	Expiry Date	Total m ²	Occupancy Rate	Activity Rate	Total Rates
A01715	Cepsa Comercial Petróleo, S.A.	Fuel supply to ships in Levante dock	13/05/2023	12/11/2024	262.98	610.84	127.67	738.51
A01716	Bernardino Abad, S.L.	Occupation of premises in the multifunctional building on the south dock for customs management activities	01/06/2023	31/05/2026	10.29	1,100.28	888.10	1,988.38
A01717	Amarres Marítimos del Sur S.L.	Installation of a marine container to store tools and supplies for their fleet	07/04/2023	06/04/2026	28.80	287.41	287.41	574.82
A01718	Cía. Española de Petróleos S.A. CEPESA	General services area, storage, pre-assembly and pontoon loading of modules for the implementation of the project to optimize product shipping times between the La Rábida refinery and the Torrearenillas dock in the outer port of the service area of the port of Huelva	14/07/2023	13/09/2025	2,624.00	2,715.07	543.01	3,258.08
A01720	Nextport Sociedad Limitada	Development of technologies linked to port activity in the coworking area in the fish market	26/05/2023	25/05/2024	3.00	122.58	5.12	127.70
A01724	2007 Alto La Era Construcciones, S.L.	Infrastructure and civil works maintenance services	10/07/2023	09/07/2026	500.00	1,843.03	489.04	2,332.07
A01725	Cash Banker, S.L.	Development of technologies linked to port activity in the coworking area in the fish market	13/06/2023	12/06/2026	36.83	1,381.70	57.70	1,439.40

Reference	Owner	Purpose	Date Awarded	Expiry Date	Total m ²	Occupancy Rate	Activity Rate	Total Rates
A01726	Ecourbes Gestión Integral, S.L.	Development of technologies linked to port activity in the coworking area in the fish market	10/06/2023	09/06/2026	3.00	114.22	4.77	118.99
A01727	Mechanic Games, S.C.A.	Development of technologies linked to port activity in the coworking area in the fish market	08/06/2023	07/06/2026	3.00	115.34	4.82	120.16
A01729	Nuuk Ice Lovers, S.L.	Warehouse of belongings belonging to kiosk No. 4	01/06/2023	31/12/2023	16.00	1,518.71	4.76	1,523.47
A01730	Subproductos y Minerales, S.A	Temporary deposit of solid bulk and non-polluting by-products	18/05/2023	30/04/2024	2,400.00	4,217.49	843.50	5,060.99
A01731	Nosinmiapu, S.L.	Auxiliary warehouse of the restaurant located in kiosk No. 5	31/05/2023	11/08/2025	14.00	774.03	4.18	778.21
A01733	Indutech Solutions 2020, S.L.	Development of technologies linked to port activity in the coworking area in the fish market	10/06/2023	09/02/2024	3.00	114.22	4.77	118.99
A01734	Asesoría Energética A3Energy, S.L	Development of technologies linked to port activity in the coworking area in the fish market	22/07/2023	21/03/2024	3.00	90.81	3.79	94.60
A01736	Modesto Navarro, S.L.	Vending machines for solid and liquid foods in the multifunctional building on the south dock	26/07/2023	26/07/2026	4.00	321.20	52.27	373.47
A01741	Huelva Vence S. Coop. And.	Development of technologies linked to port activity in the coworking area in the fish market	20/07/2023	19/03/2024	3.00	91.93	3.84	95.77

Reference	Owner	Purpose	Date Awarded	Expiry Date	Total m ²	Occupancy Rate	Activity Rate	Total Rates
A01743	Cepsa Comercial Petróleo, S.A.	Service station management and operation.	13/05/2023	12/05/2026	11,155.78	24,908.71	2,832.77	27,741.48
A01748	Bobinados Merkalt e Instalaciones, S.L.	Assembly and repair of electrical and photovoltaic installations, motor windings and pumps.	07/07/2023	06/07/2026	1,728.00	9,665.37	3,413.70	13,079.07
A01749	Logística Romacex, S.L.	Occupation of premises in the multifunctional building on the south dock for customs management activities	06/09/2023	05/09/2026	10.04	585.03	384.66	969.69
A01754	Bergé Marítima S.L.	Storage, reception and dispatch of solid bulk	17/06/2023	16/06/2024	9,289.00	29,546.63	2,489.34	32,035.97
A01757	Fertinagro Sur, S.L.	Storage of packaged fertilizers	20/09/2023	19/09/2026	5,083.00	10,693.38	633.25	11,326.63
A01759	A. Pérez y Cía, S.L.	Ship consignment and associated activities	24/11/2023	23/11/2026	12.42	131.17	124.93	256.10
A01760	Serodiel S.L.	Installation of information booth and ticket sales	13/09/2023	12/09/2026	1.70	3.96	108.49	112.45
A01762	Naviera Armas S.A.	Temporary storage of containers at the railway terminal	01/09/2023	31/01/2024	500.00	554.26	554.26	1,108.52
A01764	Magal S3 España, S.L.	Development of technologies linked to port activity in the acceleration zone at the fish market	04/10/2023	03/10/2026	36.83	608.77	25.42	634.19

Reference	Owner	Purpose	Date Awarded	Expiry Date	Total m ²	Occupancy Rate	Activity Rate	Total Rates
A01765	Grupo Render Industrial, Ingeniería y Montajes, S.L.	Area for the location of booths and collection of materials for the works to improve the energy and environmental efficiency of the Santa Eulalia bridge	15/09/2023	15/03/2024	500.00	401.49	80.30	481.79
A01766	Logística Romacex, S.L.	Office occupation for customs management activities.	08/11/2023	07/11/2026	12.28	184.29	177.53	361.82
A01767	Geojet, S.L.	Technical and administrative office for construction company	25/10/2023	24/10/2026	300.46	1,860.02	1,222.03	3,082.05
A01768	Servicios Marítimos Aduaneros Huelva S.L.	Temporary storage of biomass and wood logs	10/11/2023	09/05/2024	5,000.00	2,003.92	400.78	2,404.70
A01772	Atlantic Copper S.L.U.	Materials collection area for the execution of a circular project on land surrounding its concession (c-1225)	22/11/2023	21/09/2024	18,150.00	3,702.80	740.56	4,443.36
A01774	Duty Free and General Provisions, S.L.	Ship provisioning	01/12/2023	30/11/2026	1,620.00	1,679.64	0.00	1,679.64
A01785	Enagas Transporte S.A.U.	Temporary vehicle parking	26/11/2023	25/11/2024	780.00	216.42	43.28	259.70
CV00011	Consejería de Agricultura, Fishing, Agua y Desarrollo Rural.	Bike path to the Calatilla visitor center	02/12/2022	01/12/2047	8,228.67	675.77	135.15	810.92
CV00013	Excmo. Ayuntamiento de Huelva	Operation of collection and recycling center (clean point)	06/03/2022	05/03/2042	2,758.23	15,959.75	1,217.71	17,177.46
CV00017	Consejería de Agricultura, Fishing, Agua y Desarrollo Rural.	Fisheries inspection tasks	02/06/2023	01/06/2029	578.00	0.00	0.00	0.00

3.2 Works or activities authorised for private individuals. Degrees awarded in 2023

Reference	Owner	Purpose	Date Awarded	Expiry Date	Total m ²	Occupancy Rate	Activity Rate	Total Rates
001331	Eurogrúas Huelva, S.L.U	Park and machinery workshop.	01/01/2023	21/07/2024	3,325.00	18,910.74	1,600.00	20,510.74
A01694	Elecnor Servicios y Proyectos, S.A.U.	Development of technologies linked to port activity in the coworking area in La Lonja	10/01/2023	09/07/2023	0.00	612.47	25.58	638.05
A01713	Enagas Transporte S.A.U.	Materials collection area and pontoon assembly for carrying out the project Pre-assembly, assembly, commissioning and commissioning of unloading arms on the pontoon belonging to the administrative concession of its ownership (C-1142)	18/01/2023	17/05/2023	0.00	1,612.76	322.55	1,935.31
A01707	Ferrovial Construcción S.A.	Office for administrative tasks	20/01/2023	19/01/2025	130.00	4,825.14	69.33	4,894.47
001698	Briconuba,S.L.	Naval and industrial supplies warehouse	01/02/2023	31/01/2037	2,430.00	22,613.10	5,032.87	27,645.97
A01712	Electroquímica Onubense, S. L.	Conduction of effluent discharge from their plant	02/02/2023	01/03/2024	2,979.46	3,887.16	33,225.97	37,113.13
A01714	Eman Ingeniería, S.L.	Office to manage engineering company	04/03/2023	03/03/2026	20.70	603.14	7.59	610.73
001551	Alter Enersun, S.A.	Construction and operation of buried power line and media station	16/03/2023	15/03/2058	4,634.90	1,318.78	0.00	1,318.78
A01717	Amarres Marítimos del Sur S.L.	Installation of a marine container to store tools and supplies for your fleet	07/04/2023	06/04/2026	28.80	287.41	287.41	574.82

Reference	Owner	Purpose	Date Awarded	Expiry Date	Total m ²	Occupancy Rate	Activity Rate	Total Rates
A01702	Dinosaurs Tour, S.L.	Exhibition on dinosaurs in Shed No. 1 of the Levante Pier	10/04/2023	03/05/2023	0.00	3,446.61	268.32	3,714.93
001711	Ricardo Fuentes e Hijos Cádiz S.A.	Storage of items related to the marketing of fish and seafood	23/04/2023	22/04/2029	200.00	1,531.06	2,495.34	4,026.40
A01699	Balearia Eurolíneas Marítimas, S.A.	Occupation of offices and ticket sales in the multifunctional building on the South Pier	27/04/2023	26/04/2026	85.79	7,325.86	3,410.96	10,736.82
001567	Terminal Puerto Tartessos, S.A.	Construction and operation of a terminal with ship docking facilities and storage and distribution of energetic and other compatible liquid bulks.	27/04/2023	26/04/2073	98,767.63	54,589.54	0.00	54,589.54
001648	Nuuk Ice Lovers, S.L.	Operation of Kiosk No. 4 for ice cream parlor/cafeteria	01/05/2023	31/12/2023	146.50	3,539.88	302.06	3,841.94
001742	Agrotrans Tránsitos y Transportes, S.L.	Maintenance of machinery and office buildings	08/05/2023	07/05/2033	2,644.38	16,107.29	834.63	16,941.92
A01715	Cepsa Comercial Petróleo, S.A.	Fuel supply to ships at Levante Quay	13/05/2023	12/11/2024	262.98	610.84	127.67	738.51
A01743	Cepsa Comercial Petróleo, S.A.	Oil station management and operation	13/05/2023	12/05/2026	11,155.78	24,908.71	2,832.77	27,741.48
A01730	Subproductos y Minerales, S.A	Temporary deposit of solid bulk and non-polluting by-products	18/05/2023	30/04/2024	2,400.00	4,217.49	843.50	5,060.99

Reference	Owner	Purpose	Date Awarded	Expiry Date	Total m ²	Occupancy Rate	Activity Rate	Total Rates
A01720	Nextport Sociedad Limitada	Development of technologies linked to port activity in the coworking area in La Lonja	26/05/2023	25/05/2024	3.00	122.58	5.12	127.70
A01731	Nosinmiapu, S.L.	Auxiliary warehouse of the restaurant located in kiosk No. 5	31/05/2023	11/08/2025	14.00	774.03	4.18	778.21
A01716	Bernardino Abad, S.L.	Occupation of premises in the multifunctional building of the South dock for customs management activities	01/06/2023	31/05/2026	10.29	1,100.28	888.10	1,988.38
A01729	Nuuk Ice Lovers, S.L.	Warehouse of belongings belonging to kiosk No. 4	01/06/2023	31/12/2023	16.00	1,518.71	4.76	1,523.47
CV00017	Consejería de Agricultura, Fishing, Agua y Desarrollo Rural.	Fisheries inspection tasks	02/06/2023	01/06/2029	578.00	0.00	0.00	0.00
A01710	Traslado de Vehículos Luna, S.L	Occupation of office belonging to the Multifunctional Building of the South Dock for customs management activities	03/06/2023	02/06/2026	9.27	981.95	696.98	1,678.93
A01700	Zalvide S.A.	Office occupation in the multifunctional building of the South Pier for intermediation activities in foreign traffic operations	06/06/2023	05/06/2026	12.11	1,264.63	687.12	1,951.75
A01727	Mechanic Games, S.C.A.	Development of technologies linked to port activity in the coworking area in La Lonja	08/06/2023	07/06/2026	3.00	115.34	4.82	120.16

Reference	Owner	Purpose	Date Awarded	Expiry Date	Total m ²	Occupancy Rate	Activity Rate	Total Rates
A01746	Náutica Portil, S.L.	Sports boat exhibition	10/06/2023	11/06/2023	0.00	2.78	93.74	96.52
A01733	Indutech Solutions 2020, S.L.	Development of technologies linked to port activity in the coworking area in La Lonja	10/06/2023	09/02/2024	3.00	114.22	4.77	118.99
A01726	Ecourbes Gestión Integral, S.L.	Development of technologies linked to port activity in the coworking area in La Lonja	10/06/2023	09/06/2026	3.00	114.22	4.77	118.99
A01725	Cash Banker, S.L.	Development of technologies linked to port activity in the coworking area in La Lonja	13/06/2023	12/06/2026	36.83	1,381.70	57.70	1,439.40
A01754	Bergé Marítima S.L.	Storage, reception and dispatch of solid bulk	17/06/2023	16/06/2024	9,289.00	29,546.63	2,489.34	32,035.97
A01758	Naviera Armas S.A.	Temporary container storage	26/06/2023	01/09/2023	0.00	308.94	308.94	617.88
A01748	Bobinados Merkalt e Instalaciones, S.L.	Assembly and repair of electrical and photovoltaic installations, motor windings and pumps	07/07/2023	06/07/2026	1,728.00	9,665.37	3,413.70	13,079.07
A01724	2007 Alto La Era Construcciones, S.L.	Infrastructure and civil works maintenance services	10/07/2023	09/07/2026	500.00	1,843.03	489.04	2,332.07
001696	Hune Rental, S.L.U.	Rental of machinery for construction, industry and services	11/07/2023	10/07/2033	4,182.50	17,190.46	0.00	17,190.46

Reference	Owner	Purpose	Date Awarded	Expiry Date	Total m ²	Occupancy Rate	Activity Rate	Total Rates
A01718	Cía. Española de Petróleos S.A. CEPSA	General services area, collection, pre-assembly and pontoon loading of modules for the implementation of the project to Optimize Product Expedition Times between the La Rábida Refinery and the Torrearenillas Dock in the Outer Port of the service area of the Port of Huelva	14/07/2023	13/09/2025	2,624.00	2,715.07	543.01	3,258.08
A01708	Naviera Armas S.A.	Occupation of premises for offices, ticket sales and ticket management in a multifunctional building on the South Pier	19/07/2023	18/07/2026	90.43	5,133.49	12,715.87	17,849.36
A01741	Huelva Vence S. Coop. And.	Development of technologies linked to port activity in the coworking area in La Lonja	20/07/2023	19/03/2024	3.00	91.93	3.84	95.77
A01755	Amor a Mar Puerto, S.L.	Restaurant and hospitality activities on terraces and premises in the City of Seafood. Celebration of the extraordinary event "Glamor Party"	21/07/2023	23/07/2023	0.00	100.15	300.00	400.15
A01734	Asesoría Energética A3Energy, S.L	Development of technologies linked to port activity in the coworking area in La Lonja	22/07/2023	21/03/2024	3.00	90.81	3.79	94.60

Reference	Owner	Purpose	Date Awarded	Expiry Date	Total m ²	Occupancy Rate	Activity Rate	Total Rates
A01736	Modesto Navarro, S.L.	Vending machines for solid and liquid foods in the multifunctional building of the South Pier	26/07/2023	26/07/2026	4.00	321.20	52.27	373.47
001723	Envases Huelva, S.L.	Manufacturing and marketing of packaging for the fishing sector	31/07/2023	30/07/2033	1,620.00	4,168.14	1,241.25	5,409.39
001738	Dominion Industry & Infrastructures, S.L	Boilermaking and industrial pipe manufacturing workshop	31/07/2023	30/07/2028	9,268.48	22,562.48	2,026.43	24,588.91
001740	Sertego Servicios Medioambientales S.L.U.	Provision of the collection service for oily waste from ship bilges	01/08/2023	31/07/2029	338.21	529.65	1,604.75	2,134.40
A01762	Naviera Armas S.A.	Temporary storage of containers at the railway terminal	01/09/2023	31/01/2024	500.00	554.26	554.26	1,108.52
A01749	Logística Romacex, S.L.	Occupation of premises in the multifunctional building of the South dock for customs management activities	06/09/2023	05/09/2026	10.04	585.03	384.66	969.69
A01763	Stemdo Ecosystem, S.L.	Training in software development activities at the Innovation Exchange	11/09/2023	05/11/2023	0.00	1,066.77	44.55	1,111.32
A01760	Serodiel S.L.	Installation of information booth and ticket sales	13/09/2023	12/09/2026	1.70	3.96	108.49	112.45
A01765	Grupo Render Industrial, Ingeniería y Montajes, S.L.	Area for the location of booths and collection of materials for the works to improve the energy and environmental efficiency of the Santa Eulalia Bridge	15/09/2023	15/03/2024	500.00	401.49	80.30	481.79

Reference	Owner	Purpose	Date Awarded	Expiry Date	Total m ²	Occupancy Rate	Activity Rate	Total Rates
A01757	Fertinagro Sur, S.L.	Storage of packaged fertilizers	20/09/2023	19/09/2026	5,083.00	10,693.38	633.25	11,326.63
A01764	Magal S3 España, S.L.	Development of technologies linked to port activity in the acceleration zone in La Lonja	04/10/2023	03/10/2026	36.83	608.77	25.42	634.19
001737	Insyte Instalaciones, S.A.	Electrical installations and repairs	06/10/2023	05/10/2029	1,620.00	2,916.83	268.15	3,184.98
001750	García-Munté Energía S.L.	Storage, treatment and marketing of solid fuels	09/10/2023	08/10/2048	32,948.50	36,359.28	4,236.54	40,595.82
001617	Cía. Española de Petróleos S.A. CEPSA	Construction and operation of an HVO (hydrotreated vegetable oil) production, storage and logistics plant	17/10/2023	16/10/2073	241,277.86	141,331.45	0.00	141,331.45
001722	Air Liquide Ibérica de Gases, S.L.U.	Plant for the manufacturing, storage, marketing and distribution of industrial and medicinal gases (oxygen, nitrogen and argon)	17/10/2023	16/10/2063	23,401.71	19,450.21	6,246.58	25,696.79
A01767	Geojet, S.L.	Technical and administrative office for construction company	25/10/2023	24/10/2026	300.46	1,860.02	1,222.03	3,082.05
A01773	UTE Vodafone España, S.A.U. - Integra Conocimiento & Innovación, S.L.	Training actions for unemployed ICT Sector 5G DGFPE Andalusia	06/11/2023	20/12/2023	0.00	857.23	35.80	893.03
001770	Daga 21, S.L.	Office and warehouse for storage of supplies for the industry	06/11/2023	05/11/2033	401.00	1,451.01	642.16	2,093.17
A01766	Logística Romacex, S.L.	Office occupation for customs management activities.	08/11/2023	07/11/2026	12.28	184.29	177.53	361.82

Reference	Owner	Purpose	Date Awarded	Expiry Date	Total m ²	Occupancy Rate	Activity Rate	Total Rates
A01768	Servicios Marítimos Aduaneros Huelva S.L.	Temporary storage of biomass and wood logs	10/11/2023	09/05/2024	5,000.00	2,003.92	400.78	2,404.70
001776	Exolum Corporation, S.A.	Exploitation of a 16" pipeline for the transport of bulk liquid hydrocarbons	11/11/2023	10/11/2043	1,696.20	5,475.73	6,666.80	12,142.53
001777	Exolum Corporation, S.A.	Exploitation of a 14" pipeline for the transport of bulk liquid hydrocarbons	11/11/2023	10/11/2043	1,696.20	4,433.91	2,076.66	6,510.57
A01772	Atlantic Copper S.L.U.	Materials collection area for the execution of a circular project on land surrounding its concession (c-1225)	22/11/2023	21/09/2024	18,150.00	3,702.80	740.56	4,443.36
A01759	A. Pérez y Cía, S.L.	Ship consignment and associated activities	24/11/2023	23/11/2026	12.42	131.17	124.93	256.10
A01785	Enagas Transporte S.A.U.	Temporary Vehicle Parking	26/11/2023	25/11/2024	780.00	216.42	43.28	259.70
001747	Alquibalat, S.L.	Storage and rental of prefabricated modules	28/11/2023	27/11/2027	4,842.18	2,385.85	589.64	2,975.49
A01774	Duty Free and General Provisions, S.L.	Ship provisioning	01/12/2023	30/11/2026	1,620.00	1,679.64	0.00	1,679.64
001683	WPI Huelva, S.L.	Construction and operation of a solid plastic waste recovery plant for chemical recycling, as well as for the production of biofuels	30/12/2023	29/12/2058	63,055.03	971.98	0.00	971.98
001739	Health and Safety Outsourcing, S.L.	HSO occupational safety and emergency training and training center	30/12/2023	29/12/2043	4,654.21	56.29	0.00	56.29



TRAFFIC STATISTICS

4.1 Passenger traffic

4.1.1 Passengers

4.1.1.1 Passengers, number

		Domestic	Foreign	Total
Shipping lines	Embarked	37,497		37,497
	Disembarked	31,334		31,334
	In Transit			
	Total	68,831		68,831
Cruise	In Transit			2,024
	Starting a cruise			0
	Ending a cruise			0
	Total			2,024
Indoor	In transport regime, shipped			6,842
	Under transport, landed			6,843
	Hikers			9,529
	Total			23,214
Other passengers	Total			0
Total		68,831		94,069

4.1.1.2 Passengers of regular line. Ports of origin and destination

Port of origin and destination	Domestic		Foreign		Total
	Embarked	Disembarked	Embarked	Disembarked	
Arrecife de Lanzarote	3,706	1,202	0	0	4,908
La Luz y Las Palmas	13,013	9,689	0	0	22,702
Santa Cruz de Tenerife	16,995	17,030	0	0	34,025
Tenerife	3,783	3,413	0	0	7,196
Total	37,497	31,334	0	0	68,831

4.1.2 Vehicles by passage type, number

	Type of vehicle	Embarked	Disembarked	Total
Domestic	Motorcycles (0004)	1,061	937	1,998
	Cars (0005 y 0005I)	21,191	16,486	37,677
	Vans (0006)	0	0	0
	Buses (0007 y 0008)	0	8	8
	Total	22,252	17,431	39,683
Foreign	Motorcycles (0004)	0	0	0
	Cars (0005 y 0005I)	0	0	0
	Vans (0006)	0	0	0
	Buses (0007 y 0008)	0	0	0
	Total	0	0	0
Total		22,252	17,431	39,683

4.2 Vessels

4.2.1 Merchant vessels

4.2.1.1 Distribution by tonnage

		Total	Up to 3,000 G.T.	From 3,001 to 5,000 G.T.	From 5,001 to 10,000 G.T.	From 10,001 to 25,000 G.T.	From 25,001 to 50,000 G.T.	More than 50,000 G.T.
Spanish	Number	83	12	5	6	1	54	5
	G.T.	2,222,582	18,226	19,107	31,843	21,589	1,583,364	548,453
Foreign	Number	2,029	103	303	696	448	330	149
	G.T.	38,069,687	211,962	1,310,764	4,885,900	7,976,451	10,185,339	13,499,271
Total	Number	2,112	115	308	702	449	384	154
	G.T.	40,292,269	230,188	1,329,871	4,917,743	7,998,040	11,768,703	14,047,724
% of total	Number	100.00 %	5.45 %	14.58 %	33.24 %	21.26 %	18.18 %	7.29 %
	G.T.	100.00 %	0.57 %	3.30 %	12.21 %	19.85 %	29.21 %	34.86 %

4.2.1.2 Distribution by flag

Flags	No. of vessels	G.T.
Germany	17	214,159
Antigua and Barbuda	23	127,181
Saudi Arabia	8	257,194
Bangladeshi	5	126,692
Barbados	22	175,830
Belgium	21	140,194
Belize	1	17,429
Bermudas	20	2,217,461
China	2	106,529
Cyprus	173	3,992,242
Croatia	1	30,092
Denmark	68	543,588
Djibouti	1	57,331
Spain	83	2,222,582
Ethiopia	2	71,624
Philippines	11	205,163
Finland	9	82,179
France	13	241,977
Gibraltar	2	25,016

Flags	No. of vessels	G.T.
Gran Bahamas	29	1,069,644
Greece	15	1,224,019
Guinea-Bissau	1	10,490
Netherlands	85	558,545
Hong Kong	25	1,289,417
India	1	57,249
Ireland	1	9,758
Marshall Islands	186	5,199,147
Isle of Man	8	268,251
Cayman Islands	9	282,607
Faroe Islands	1	2,990
Italy	149	1,710,645
Latvia	6	13,173
Lebanon	1	30,259
Liberia	141	4,345,631
Lithuania	1	1,141
Luxemburg	4	43,674
Malta	444	5,091,303
Morocco	12	15,903

Flags	No. of vessels	G.T.
Norway	28	738,996
Palau	5	24,117
Panama	122	2,406,377
Portugal	212	2,380,269
United Kingdom	11	232,530
Republic of Korea	3	58,900
S. Vicente and Granadina	5	46,953
S. Vicente and Granadinas	1	2,846
Singapur	78	1,998,817
Sweden	6	77,835
Switzerland	1	22,697
Tunisia	1	1,972
Turkey	34	207,819
Vanuatu	4	13,832
Total	2,112	40,292,269

4.2.1.3 Distribution by vessel type

Type of vessels		Spanish		Foreign		Total	
		Number	G.T.	Number	G.T.	Number	G.T.
Tankers	Tankers	7	572,155	1,275	25,376,143	1,282	25,948,298
	Total	7	572,155	1,275	25,376,143	1,282	25,948,298
Bulk-carriers	Bulk-carriers	7	31,117	221	5,522,136	228	5,553,253
	Total	7	31,117	221	5,522,136	228	5,553,253
General cargo	General cargo	9	34,791	190	1,422,043	199	1,456,834
	Specialised Transport	0	0	0	0	0	0
	Total	9	34,791	190	1,422,043	199	1,456,834
Ro ro	RO-RO Cargo	0	0	0	0	0	0
	RO-RO Mixed	0	0	51	630,300	51	630,300
	RO-RO Passage	54	1,583,364	110	3,058,468	164	4,641,832
	Total	54	1,583,364	161	3,688,768	215	5,272,132
Passengers	Cruise Passage	3	180	15	36,125	18	36,305
	Fast Passenger	0	0	0	0	0	0
	Passage Other Vessels	0	0	0	0	0	0
	Total	3	180	15	36,125	18	36,305
Containers	Container ships	0	0	134	1,411,745	134	1,411,745
	Total	0	0	134	1,411,745	134	1,411,745

Type of vessels		Spanish		Foreign		Total	
		Number	G.T.	Number	G.T.	Number	G.T.
Other merchant ships	Freezer fishing vessels	3	975	13	2,221	16	3,196
	Other vessels	0	0	20	610,506	20	610,506
	Unkown	0	0	0	0	0	0
	Total	3	975	33	612,727	36	613,702
Total		83	2,222,582	2,029	38,069,687	2,112	40,292,269

4.2.1.4 Distribution by type of activity

Type of vessels	Type of activity	No incidents		In repair		In supply		Under construction		Being scrapped		Inactive		Total	
		Nº	G.T.	Nº	G.T.	Nº	G.T.	Nº	G.T.	Nº	G.T.	Nº	G.T.	Nº	G.T.
Tankers	Spanish	5	327,633	0	0	1	122,261	0	0	0	0	1	122,261	7	572,155
	Foreign	648	14,122,710	0	0	6	158,802	0	0	0	0	621	11,094,631	1,275	25,376,143
Bulk-carriers	Spanish	5	22,004	0	0	0	0	0	0	0	0	2	9,113	7	31,117
	Foreign	172	4,228,874	0	0	1	20,987	0	0	0	0	48	1,272,275	221	5,522,136
General cargo	Spanish	4	16,694	0	0	0	0	0	0	0	0	5	18,097	9	34,791
	Foreign	136	1,148,124	0	0	1	2,942	0	0	0	0	53	270,977	190	1,422,043

Type of vessels	Type of activity	No incidents		In repair		In supply		Under construction		Being scrapped		Inactive		Total	
	Flag	Nº	G.T.	Nº	G.T.	Nº	G.T.	Nº	G.T.	Nº	G.T.	Nº	G.T.	Nº	G.T.
Ro ro	Spanish	54	1,583,364	0	0	0	0	0	0	0	0	0	0	54	1,583,364
	Foreign	160	3,660,110	1	28,658	0	0	0	0	0	0	0	0	161	3,688,768
Pass only	Spanish	0	0	0	0	0	0	0	0	0	0	0	0	0	0
	Foreign	0	0	0	0	0	0	0	0	0	0	0	0	0	0
Cruise	Spanish	3	180	0	0	0	0	0	0	0	0	0	0	3	180
	Foreign	15	36,125	0	0	0	0	0	0	0	0	0	0	15	36,125
Containers	Spanish	0	0	0	0	0	0	0	0	0	0	0	0	0	0
	Foreign	128	1,144,826	1	7,464	0	0	0	0	0	0	5	259,455	134	1,411,745
Other merchant ships	Spanish	0	0	0	0	3	975	0	0	0	0	0	0	3	975
	Foreign	14	342,884	0	0	1	212	0	0	0	0	18	269,631	33	612,727
Total		1,344	26,633,528	2	36,122	13	306,179	0	0	0	0	753	13,316,440	2,112	40,292,269

4.2.2 War vessels

Type of vessels	Spanish	Foreign	Total
Number	0	0	0
G.T.	0	0	0

4.2.3 Fresh fishing boats

Port based	Total
Number	10
G.T.	182

4.2.4 Recreational craft (no data)

Port based	Total
Number	0
Average length	0
Average beam	0

4.2.5 Vessels entered for scrapping

		Up to 3,000 G.T.	From 3,001 to 5,000 G.T.	From 5,001 to 10,000 G.T.	From 10,001 to 25,000 G.T.	From 25,001 to 50,000 G.T.	More than 50,000 G.T.	TOTAL
Spanish	Number	1	0	0	0	0	0	1
	G.T.	1,538	0	0	0	0	0	1,538
Foreign	Number	0	0	0	0	0	0	0
	G.T.	0	0	0	0	0	0	0
Total	Number	1	0	0	0	0	0	1
	G.T.	1,538	0	0	0	0	0	1,538

4.2.6 Other vessels

Type	Number	G.T.
Vessel or floating artifact	2	485
Dredgers	1	480
Research and exploration	2	2,006
Other vessels and craft	62	36,885
Tugboats/pushers	29	7,645
Total	96	47,501

4.3 Freight

4.3.1 Moved through service quays and berths

Goods		Domestic			Foreign			Total		
		Loaded	Unloaded	Total	Loaded	Unloaded	Total	Loaded	Unloaded	Total
a) Liquid bulks	Crude petroleum oils					88,821	88,821		88,821	88,821
	Phosphorus pentoxide, phosphoric acid					11,017	11,017		11,017	11,017
	Urea	45,146		45,146	10,950		10,950	56,096		56,096
		45,146		45,146	10,950		10,950	56,096		56,096
b) Dry bulks by special installation	Hydraulic cements, bulk	91,637		91,637				91,637		91,637
	Corn					27,817	27,817		27,817	27,817
		91,637		91,637		27,817	27,817	91,637		119,454
c) Dry bulks without special installation	Sulfates, alums, peroxosulfates	1,706		1,706	69,989		69,989	71,694		71,694
	Ammonium sulfate		3,504	3,504		59,110	59,110		62,613	62,613
	Other bulk solids		3,243	3,243	204,155	153,137	357,291	204,155	156,380	360,535
	Uncalcined petroleum coke				31,754	116,483	148,237	31,754	116,483	148,237
	Iron ore concentrates	10,005		10,005				10,005		10,005

Goods	Domestic			Foreign			Total		
	Loaded	Unloaded	Total	Loaded	Unloaded	Total	Loaded	Unloaded	Total
Carbonates, peroxocarbonates					92,098	92,098		92,098	92,098
Barley	4,849		4,849		279,851	279,851	4,849	279,851	284,700
Press cakes and other solid residues	6,294	3,098	9,392		162,511	162,511	6,294	165,609	171,903
Other slag and ash	94,297		94,297	394,331		394,331	488,628		488,628
Corn	6,033		6,033		273,190	273,190	6,033	273,190	279,223
Plant materials, waste, residues					46,844	46,844		46,844	46,844
Coal, briquettes, ovoids, fuel		13,202	13,202					13,202	13,202
Mineral or chemical fertilizers				11,926	6,472	18,398	11,926	6,472	18,398
Nitrogenous mineral or chemical fertilizers				104		104	104		104
Copper ores and concentrates				11,619	1,028,897	1,040,516	11,619	1,028,897	1,040,516
Titanium ores and concentrates					71,580	71,580		71,580	71,580
Potassium chloride		7,773	7,773		48,359	48,359		56,131	56,131

Goods	Domestic			Foreign			Total		
	Loaded	Unloaded	Total	Loaded	Unloaded	Total	Loaded	Unloaded	Total
Wood, sawdust, waste				44,671		44,671	44,671		44,671
Urea	12,300		12,300	5,151	9,482	14,634	17,452	9,482	26,934
Wheat and meslin				29,845	439,320	469,164	29,845	439,320	469,164
	135,484	30,819	166,303	803,546	2,787,332	3,590,878	939,030	2,818,152	3,757,181
d) General cargo									
Motor vehicle bodies	3,093	796	3,889				3,093	796	3,889
Container and tank bodies	7,061	683	7,744		18	18	7,061	701	7,762
Trailer and semitrailer bodies	31,619	3,859	35,478				31,619	3,859	35,478
Empty vehicles and automobiles	1,375	674	2,048				1,375	674	2,048
Fuel	30		30				30		30
Trailers, semitrailers, and platforms	113	15,019	15,132				113	15,019	15,132
Other general merchandise	37,534	4,119	41,654	1,107	72,890	73,997	38,641	77,010	115,651
Other liquid bulk	3,855	99	3,954				3,855	99	3,954
Other solid bulk	774	1,118	1,891	500		500	1,274	1,118	2,392
Empty containers and tanks		7,122	7,122					7,122	7,122
Passenger cars and other vehicles	5,719	1,687	7,407				5,719	1,687	7,407

Goods	Domestic			Foreign			Total		
	Loaded	Unloaded	Total	Loaded	Unloaded	Total	Loaded	Unloaded	Total
Refined copper and copper alloys	0		0	82,029		82,029	82,029		82,029
Apricots (apricots, apricots)	383		383				383		383
Acyclic alcohols and their derivatives	0		0				0		0
Salt (including table and desalted)	8	49	58				8	49	58
Carbonates, peroxocarbonates	10		10				10		10
Malt beer, packaged	11		11				11		11
Onions, shallots, garlic, leeks	1,425		1,425				1,425		1,425
Hydraulic cements, packaged	1		1				1		1
Ketones and quinones	0		0				0		0
Waste and scrap (scrap)	0		0				0		0
Prepared or preserved tomatoes	9		9				9		9
Fresh or refrigerated tomatoes	1,246	664	1,910				1,246	664	1,910

Goods	Domestic			Foreign			Total		
	Loaded	Unloaded	Total	Loaded	Unloaded	Total	Loaded	Unloaded	Total
Crustaceans, even peeled, alive	110		110		2,850	2,850	110	2,850	2,960
Passage	1,131	2	1,132				1,131	2	1,132
Other vegetables, even wild	2,444		2,444				2,444		2,444
Other prepared or preserved vegetables	126		126				126		126
Unspecified food preparations	2,394	4	2,397				2,394	4	2,397
Flat-rolled iron products	4,599		4,599		35,606	35,606	4,599	35,606	40,205
Fresh apples	105		105				105		105
Corn	77		77				77		77
Shell-less bird eggs (shell)	1,823		1,823				1,823		1,823
Sunflower, safflower or cottonseed oils	1		1				1		1
Melons, watermelons and papayas, fresh	1,513	14	1,526				1,513	14	1,526
Ethers, ether-alcohols, ether-phenols	0		0				0		0

Goods	Domestic			Foreign			Total		
	Loaded	Unloaded	Total	Loaded	Unloaded	Total	Loaded	Unloaded	Total
Sodium hydroxide (caustic soda)	0		0				0		0
Bananas (bananas), including plantains		2,389	2,389					2,389	2,389
Mineral or chemical fertilizers	14		14				14		14
Nitrogenous mineral or chemical fertilizers	3		3				3		3
Copper ores and concentrates					196	196		196	196
Iron or steel non-alloy flat profiles	6		6	4,149		4,149	4,155		4,155
Wood, sawdust, waste	0		0				0		0
Fruits or other fruits and other parts	65	3	68				65	3	68
Fruit or other fruit juices	38	0	38		13,923	13,923	38	13,923	13,961
Urea	2,502		2,502				2,502		2,502
Fresh or dried citrus fruits	2,264		2,264				2,264		2,264
Total	113,481	38,299	151,780	87,785	125,483	213,269	201,266	163,782	365,048
	385,748	69,118	454,866	902,281	3,040,471	3,942,752	1,288,029	3,109,589	4,397,618

4.3.2 Moved through private quays and berths

Goods		Domestic			Foreign			Total		
		Loaded	Unloaded	Total	Loaded	Unloaded	Total	Loaded	Unloaded	Total
a) Liquid bulks	Fuel	639,311	224,473	863,785	225,541	294,049	519,590	864,852	518,523	1,383,375
	Butane and propane	28,702	10,397	39,098	155,640	24,547	180,187	184,342	34,943	219,285
	Other general merchandise	10,515		10,515		39,010	39,010	10,515	39,010	49,525
	Other liquid bulk	98,963	12,851	111,814	192,419	563,068	755,487	291,382	575,919	867,301
	Uncalcined petroleum coke	77,031	57,058	134,089	172,235		172,235	249,266	57,058	306,324
	Calcined petroleum coke, bitumen	12,706		12,706	15,371		15,371	28,078		28,078
	Undenatured ethyl alcohol	8,743	4,004	12,747	91,029	108,406	199,435	99,771	112,411	212,182
	Acyclic alcohols and their derivatives		14,167	14,167		6,104	6,104		20,271	20,271
	Ketones and quinones	39,579		39,579	96,372		96,372	135,951		135,951
	Other vegetable fats and oils				3,548		3,548	3,548		3,548
	Sunflower, safflower, or cottonseed oils					7,998	7,998		7,998	7,998
	Oils and other distillation products	21,331		21,331	45,218		45,218	66,549		66,549

Goods	Domestic			Foreign			Total		
	Loaded	Unloaded	Total	Loaded	Unloaded	Total	Loaded	Unloaded	Total
Crude petroleum oils	2,117		2,117		8,389,773	8,389,773	2,117	8,389,773	8,391,890
Palm oil and its fractions, bulk	19,438	3,948	23,386		255,465	255,465	19,438	259,413	278,851
Sulfuric acid, oleum	73,992		73,992	666,177		666,177	740,169		740,169
Ethers, ether-alcohols, ether-phenols		6,704	6,704	5,023	11,680	16,704	5,023	18,384	23,408
Sodium hydroxide (caustic soda)					4,500	4,500		4,500	4,500
Cyclic hydrocarbons	10,177	38,869	49,045	214,755	703	215,458	224,932	39,571	264,503
Anhydrous ammonia or in aqueous solution	75,391		75,391	9,796		9,796	85,187		85,187
Petroleum gas and other hydrocarbons		153,591	153,591					153,591	153,591
Gasoline and refined petroleum	617,704	53,082	670,786	901,168	122,241	1,023,408	1,518,872	175,322	1,694,194
Diesel	942,344	38,910	981,254	777,224	213,692	990,915	1,719,567	252,602	1,972,169
Natural gas				72,698	3,047,843	3,120,541	72,698	3,047,843	3,120,541
Phosphorus pentoxide, phosphoric acid					176,389	176,389		176,389	176,389
Urea					28,964	28,964		28,964	28,964
Naphthas		49,610	49,610	484,538		484,538	484,538	49,610	534,148

Goods	Domestic			Foreign			Total		
	Loaded	Unloaded	Total	Loaded	Unloaded	Total	Loaded	Unloaded	Total
Biodiesel and its blends	192,373	123,227	315,600	610,300	583,146	1,193,446	802,673	706,373	1,509,046
Phenols, phenol-alcohols	82,038		82,038	139,247		139,247	221,285		221,285
	2,952,454	790,892	3,743,347	4,878,299	13,877,577	18,755,876	7,830,753	14,668,469	22,499,223
b) Dry bulks by special installation				106,843	27,139	133,982	106,843	27,139	133,982
Other solid bulk									
Barley						124,340			124,340
Press cakes and other solid residues from extraction						153,497			153,497
Corn						234,364			234,364
Plant materials, waste, residues						2,604			2,604
Copper ores and concentrates				611,268	42,731	653,999	611,268	42,731	653,999
Zinc ores and concentrates	46,873		46,873	172,595	4,000	176,595	219,468	4,000	223,469
Wheat and meslin						122,066			122,066
	46,873		46,873	890,706	710,742	1,601,448	937,579	710,742	1,648,321

Goods	Domestic			Foreign			Total			
	Loaded	Unloaded	Total	Loaded	Unloaded	Total	Loaded	Unloaded	Total	
c) Dry bulks without special installation	Other solid bulk	4		4			4		4	
	Barley				20,336	20,336		20,336	20,336	
	Corn				44,370	44,370		44,370	44,370	
	Nitrogenous mineral or chemical fertilizers				363	363	363		363	
	Copper ores and concentrates				22,706	21,097	43,802	22,706	21,097	43,802
	Zinc ores and concentrates				22,172		22,172	22,172		22,172
	Wheat and meslin					15,418	15,418		15,418	15,418
		4		4	45,240	101,221	146,461	45,244	101,221	146,465
d) General merchandise	Vehicle bodies empty	1,405	1,701	3,106			1,405	1,701	3,106	
	Container and tank bodies empty	60,027	13,226	73,253	21,367	2,397	23,763	81,394	15,623	97,017
	Trailer and semitrailer bodies empty	99,160	46,102	145,262				99,160	46,102	145,262
	Particle boards and similar	0		0				0		0
	Empty vehicles and automobiles	2,590	1,394	3,984				2,590	1,394	3,984
	Fuel	424	112	535				424	112	535
	Butane and propane	33		33				33		33

Goods	Domestic			Foreign			Total		
	Loaded	Unloaded	Total	Loaded	Unloaded	Total	Loaded	Unloaded	Total
Sulfates, alums, peroxosulfates	47		47	66		66	113		113
Trailers, semitrailers, and platforms	2,714	37,208	39,922				2,714	37,208	39,922
Other general merchandise	210,530	41,315	251,845	16,999	7,365	24,364	227,529	48,680	276,209
Other liquid bulk	49,087	1,760	50,847	8,300	45	8,345	57,387	1,805	59,193
Other solid bulk	39,950	10,636	50,586	3,882	7,540	11,422	43,832	18,176	62,008
Empty containers and tanks	3,192	63,123	66,315	750	4,542	5,292	3,942	67,664	71,606
Passenger cars and other vehicles	4,215	1,073	5,288				4,215	1,073	5,288
Uncalcined petroleum coke		3,975	3,975					3,975	3,975
Refined copper and copper alloys	0		0				0		0
Apricots (apricots, apricots)	3,026		3,026				3,026		3,026
Acyclic alcohols and their derivatives	0	0	0	25		25	25	0	25
Salt (including table and desalted)	1,127	633	1,760				1,127	633	1,760
Carbonates, peroxocarbonates	14,787	107	14,894	1,562		1,562	16,349	107	16,456
Malt beer, packaged	34,086	647	34,734				34,086	647	34,734

Goods	Domestic			Foreign			Total		
	Loaded	Unloaded	Total	Loaded	Unloaded	Total	Loaded	Unloaded	Total
Onions, shallots, garlic, leeks	10,336		10,336				10,336		10,336
Hydraulic cements, packaged	2,952		2,952				2,952		2,952
Barley	394		394				394		394
Ketones and quinones	0		0				0		0
Hydraulic cements, bulk	7,879		7,879				7,879		7,879
Waste and scrap (scrap)		9,296	9,296					9,296	9,296
Prepared or preserved tomatoes	482	9	490	637		637	1,119	9	1,128
Press cakes and other solid residues from processing	1,219		1,219				1,219		1,219
Fresh or refrigerated tomatoes	3,835	18,143	21,978				3,835	18,143	21,978
Crustaceans, even peeled, alive	267	26	292				267	26	292
Passage	8,052	12	8,064				8,052	12	8,064
Other vegetables, even wild	5,675	685	6,360	433		433	6,108	685	6,793
Other vegetable fats and oils	18		18				18		18
Other slag and ash	6		6	1,999		1,999	2,005		2,005

Goods	Domestic			Foreign			Total		
	Loaded	Unloaded	Total	Loaded	Unloaded	Total	Loaded	Unloaded	Total
Other prepared or preserved vegetables	2,123	148	2,271	107		107	2,230	148	2,377
Unspecified food preparations	9,822	94	9,916	25		25	9,846	94	9,941
Flat-rolled iron products	30		30				30		30
Fresh apples	3,940		3,940				3,940		3,940
Raw coniferous wood	43		43				43		43
Corn	2,694		2,694	308		308	3,002		3,002
Plant materials, waste, residues	3,338	1	3,339				3,338	1	3,339
Shell-less bird eggs (shell)	495		495				495		495
Coal, briquettes, ovoids, fuel				25		25	25		25
Soybean oil and its fractions in bulk	3		3				3		3
Sunflower, safflower, or cottonseed oils	278		278				278		278
Oils and other distillation products	63		63				63		63
Palm oil and its fractions, bulk	30		30				30		30
Asphalt mixtures based on asphalt	111	1	111				111	1	111

Goods	Domestic			Foreign			Total		
	Loaded	Unloaded	Total	Loaded	Unloaded	Total	Loaded	Unloaded	Total
Melons, watermelons and papayas, fresh	4,078	3,752	7,830				4,078	3,752	7,830
Nitrites, nitrates, except strontium				4		4	4		4
Ethers, ether-alcohols, ether-phenols	0		0				0		0
Sodium hydroxide (caustic soda)	24	0	24				24	0	24
Cyclic hydrocarbons	25		25				25		25
Bananas (bananas), including plantains	41	63,227	63,268				41	63,227	63,268
Mineral or chemical fertilizers	343	167	510	230		230	573	167	739
Nitrogenous mineral or chemical fertilizers				1,569		1,569	1,569		1,569
Copper ores and concentrates					7,226	7,226		7,226	7,226
Petroleum gas and other hydrocarbons	360		360				360		360
Gasoline and refined petroleum	153		153				153		153
Natural gas	295		295				295		295
Iron or steel non-alloy flat profiles	1,586	22	1,608				1,586	22	1,608

Goods	Domestic			Foreign			Total		
	Loaded	Unloaded	Total	Loaded	Unloaded	Total	Loaded	Unloaded	Total
Wood, sawdust, waste	205	24	229				205	24	229
Fruits or other fruits and other parts	427	93	520	1,113		1,113	1,540	93	1,632
Fruit or other fruit juices	8,657	61	8,718	67,838		67,838	76,495	61	76,556
Urea	12		12				12		12
Wheat and meslin	125	3	128				125	3	128
Fresh or dried citrus fruits	12,119	8	12,127				12,119	8	12,127
	618,933	318,782	937,715	127,237	29,115	156,352	746,170	347,897	1,094,067
Total	3,618,265	1,109,674	4,727,939	5,941,482	14,718,655	20,660,137	9,559,747	15,828,329	25,388,075

4.3.3 Loaded and unloaded in the year

Goods		Domestic			Foreign			Total		
		Loaded	Unloaded	Total	Loaded	Unloaded	Total	Loaded	Unloaded	Total
a) Liquid bulks	Fuel	639,311	224,473	863,785	225,541	294,049	519,590	864,852	518,523	1,383,375
	Butane and propane	28,702	10,397	39,098	155,640	24,547	180,187	184,342	34,943	219,285
	Other general merchandise	10,515		10,515		39,010	39,010	10,515	39,010	49,525
	Other liquid bulk	98,963	12,851	111,814	192,419	563,068	755,487	291,382	575,919	867,301
	Uncalcined petroleum coke	77,031	57,058	134,089	172,235		172,235	249,266	57,058	306,324
	Calcined petroleum coke, bitumen	12,706		12,706	15,371		15,371	28,078		28,078
	Undenatured ethyl alcohol	8,743	4,004	12,747	91,029	108,406	199,435	99,771	112,411	212,182
	Acyclic alcohols and their derivatives		14,167	14,167		6,104	6,104		20,271	20,271
	Ketones and quinones	39,579		39,579	96,372		96,372	135,951		135,951
	Other vegetable fats and oils				3,548		3,548	3,548		3,548
	Sunflower, safflower, or cottonseed oils					7,998	7,998		7,998	7,998
	Oils and other distillation products	21,331		21,331	45,218		45,218	66,549		66,549

Goods	Domestic			Foreign			Total		
	Loaded	Unloaded	Total	Loaded	Unloaded	Total	Loaded	Unloaded	Total
Crude petroleum oils	2,117		2,117		8,478,594	8,478,594	2,117	8,478,594	8,480,711
Palm oil and its fractions, bulk	19,438	3,948	23,386		255,465	255,465	19,438	259,413	278,851
Sulfuric acid, oleum	73,992		73,992	666,177		666,177	740,169		740,169
Ethers, ether-alcohols, ether-phenols		6,704	6,704	5,023	11,680	16,704	5,023	18,384	23,408
Sodium hydroxide (caustic soda)					4,500	4,500		4,500	4,500
Cyclic hydrocarbons	10,177	38,869	49,045	214,755	703	215,458	224,932	39,571	264,503
Anhydrous ammonia or in aqueous solution	75,391		75,391	9,796		9,796	85,187		85,187
Petroleum gas and other hydrocarbons		153,591	153,591					153,591	153,591
Gasoline and refined petroleum	617,704	53,082	670,786	901,168	122,241	1,023,408	1,518,872	175,322	1,694,194
Diesel	942,344	38,910	981,254	777,224	213,692	990,915	1,719,567	252,602	1,972,169
Natural gas				72,698	3,047,843	3,120,541	72,698	3,047,843	3,120,541
Phosphorus pentoxide, phosphoric acid					187,407	187,407		187,407	187,407
Urea	45,146		45,146	10,950	28,964	39,914	56,096	28,964	85,061
Naphthas		49,610	49,610	484,538		484,538	484,538	49,610	534,148

Goods	Domestic			Foreign			Total		
	Loaded	Unloaded	Total	Loaded	Unloaded	Total	Loaded	Unloaded	Total
Biodiesel and its blends	192,373	123,227	315,600	610,300	583,146	1,193,446	802,673	706,373	1,509,046
Phenols, phenol-alcohols	82,038		82,038	139,247		139,247	221,285		221,285
	2,997,601	790,892	3,788,493	4,889,249	13,977,415	18,866,664	7,886,850	14,768,308	22,655,157
b) Dry bulks by special installation				106,843	27,139	133,982	106,843	27,139	133,982
Other solid bulk									
Barley					124,340	124,340		124,340	124,340
Hydraulic cements, bulk	91,637		91,637				91,637		91,637
Press cakes and other solid residues from extraction					153,497	153,497		153,497	153,497
Corn					262,181	262,181		262,181	262,181
Plant materials, waste, residues					2,604	2,604		2,604	2,604
Copper ores and concentrates				611,268	42,731	653,999	611,268	42,731	653,999
Zinc ores and concentrates	46,873		46,873	172,595	4,000	176,595	219,468	4,000	223,469
Wheat and meslin					122,066	122,066		122,066	122,066
	138,510		138,510	890,706	738,559	1,629,265	1,029,216	738,559	1,767,775

Goods	Domestic			Foreign			Total			
	Loaded	Unloaded	Total	Loaded	Unloaded	Total	Loaded	Unloaded	Total	
c) Dry bulks without special installation	Sulfates, alums, peroxosulfates	1,706		1,706	69,989		69,989	71,694		71,694
	Ammonium sulfate		3,504	3,504		59,110	59,110		62,613	62,613
	Other solid bulk	4	3,243	3,247	204,155	153,137	357,291	204,158	156,380	360,538
	Uncalcined petroleum coke				31,754	116,483	148,237	31,754	116,483	148,237
	Iron ore concentrates	10,005		10,005				10,005		10,005
	Carbonates, peroxocarbonates					92,098	92,098		92,098	92,098
	Barley	4,849		4,849		300,187	300,187	4,849	300,187	305,036
	Press cakes and other solid residues from extraction	6,294	3,098	9,392		162,511	162,511	6,294	165,609	171,903
	Other slag and ash	94,297		94,297	394,331		394,331	488,628		488,628
	Corn	6,033		6,033		317,560	317,560	6,033	317,560	323,593
	Plant materials, waste, residues					46,844	46,844		46,844	46,844
	Coal, briquettes, ovoids, fuel		13,202	13,202					13,202	13,202
Mineral or chemical fertilizers				11,926	6,472	18,398	11,926	6,472	18,398	

Goods	Domestic			Foreign			Total		
	Loaded	Unloaded	Total	Loaded	Unloaded	Total	Loaded	Unloaded	Total
Nitrogenous mineral or chemical fertilizers				466		466	466		466
Copper ores and concentrates				34,325	1,049,993	1,084,318	34,325	1,049,993	1,084,318
Titanium ores and concentrates					71,580	71,580		71,580	71,580
Zinc ores and concentrates				22,172		22,172	22,172		22,172
Potassium chloride		7,773	7,773		48,359	48,359		56,131	56,131
Wood, sawdust, waste				44,671		44,671	44,671		44,671
Urea	12,300		12,300	5,151	9,482	14,634	17,452	9,482	26,934
Wheat and meslin				29,845	454,738	484,583	29,845	454,738	484,583
	135,488	30,819	166,307	848,786	2,888,553	3,737,339	984,274	2,919,372	3,903,646

Goods	Domestic			Foreign			Total			
	Loaded	Unloaded	Total	Loaded	Unloaded	Total	Loaded	Unloaded	Total	
d) General merchandise	Empty automobile vehicles	4,498	2,497	6,995				4,498	2,497	6,995
	Empty containers and tank containers	67,088	13,909	80,997	21,367	2,414	23,781	88,455	16,324	104,778
	Empty trailer and semitrailer chassis	130,779	49,961	180,740				130,779	49,961	180,740
	Particle boards and similar	0		0				0		0
	Empty vehicles and cars	3,964	2,068	6,032				3,964	2,068	6,032
	Fuel	453	112	565				453	112	565
	Butane and propane	33		33				33		33
	Sulfates, alums, peroxosulfates	47		47	66		66	113		113
	Trailers, semi-trailers and platforms	2,827	52,226	55,054				2,827	52,226	55,054
	Rest of general merchandise	248,065	45,434	293,499	18,106	80,256	98,361	266,170	125,690	391,860
	Rest of liquid bulk	52,943	1,859	54,801	8,300	45	8,345	61,243	1,904	63,147
	Rest of solid bulk	40,724	11,754	52,477	4,382	7,540	11,922	45,106	19,294	64,399
	Empty containers and tanks	3,192	70,244	73,436	750	4,542	5,292	3,942	74,786	78,728

Goods	Domestic			Foreign			Total		
	Loaded	Unloaded	Total	Loaded	Unloaded	Total	Loaded	Unloaded	Total
Passenger cars and other vehicles	9,935	2,760	12,695				9,935	2,760	12,695
Uncalcined petroleum coke		3,975	3,975					3,975	3,975
Refined copper and copper alloys	0		0	82,029		82,029	82,029		82,029
Apricots	3,409		3,409				3,409		3,409
Acyclic alcohols and their derivatives	0	0	0	25		25	25	0	25
Salt (including table and denatured)	1,135	682	1,818				1,135	682	1,818
Carbonates, peroxocarbonates	14,797	107	14,904	1,562		1,562	16,359	107	16,466
Malt beer, packaged	34,097	647	34,745				34,097	647	34,745
Onions, shallots, garlic, leeks	11,761		11,761				11,761		11,761
Hydraulic cements, packaged	2,954		2,954				2,954		2,954
Barley	394		394				394		394
Ketones and quinones	0		0				0		0
Hydraulic cements, in bulk	7,879		7,879				7,879		7,879
Waste and scrap	0	9,296	9,296				0	9,296	9,296

Goods	Domestic			Foreign			Total		
	Loaded	Unloaded	Total	Loaded	Unloaded	Total	Loaded	Unloaded	Total
Prepared or preserved tomatoes	491	9	500	637		637	1,128	9	1,137
Press cakes and other solid waste from extraction	1,219		1,219				1,219		1,219
Fresh or chilled tomatoes	5,081	18,807	23,888				5,081	18,807	23,888
Crustaceans, whether or not peeled, live	377	26	402		2,850	2,850	377	2,876	3,253
Passage	9,183	13	9,196				9,183	13	9,196
Other vegetables, including wild	8,119	685	8,804	433		433	8,552	685	9,237
Other vegetable fats and oils	18		18				18		18
Other slag and ashes	6		6	1,999		1,999	2,005		2,005
Other vegetables prepared or preserved	2,249	148	2,396	107		107	2,355	148	2,503
Food preparations not expressed	12,216	98	12,314	25		25	12,240	98	12,338
Flat rolled iron products	4,630		4,630		35,606	35,606	4,630	35,606	40,235
Fresh apples	4,045		4,045				4,045		4,045

Goods	Domestic			Foreign			Total		
	Loaded	Unloaded	Total	Loaded	Unloaded	Total	Loaded	Unloaded	Total
Raw coniferous wood	43		43				43		43
Corn	2,771		2,771	308		308	3,079		3,079
Vegetable materials, waste, residues	3,338	1	3,339				3,338	1	3,339
Shelled bird eggs	2,318		2,318				2,318		2,318
Coal, briquettes, ovoids, fuel				25		25	25		25
Soybean oil and its bulk fractions	3		3				3		3
Sunflower, safflower or cotton oils	279		279				279		279
Oils and other distillation products	63		63				63		63
Palm oil and its fractions, bulk	30		30				30		30
Asphalt-based bituminous mixtures	111	1	111				111	1	111
Melons, watermelons and papayas, fresh	5,591	3,765	9,356				5,591	3,765	9,356
Nitrites, nitrates, except strontium				4		4	4		4

Goods	Domestic			Foreign			Total		
	Loaded	Unloaded	Total	Loaded	Unloaded	Total	Loaded	Unloaded	Total
Ethers, ether-alcohols, ether-phenols	0		0				0		0
Sodium hydroxide (caustic soda)	24	0	24				24	0	24
Cyclic hydrocarbons	25		25				25		25
Bananas including plantains	41	65,616	65,657				41	65,616	65,657
Mineral or chemical fertilizers	357	167	524	230		230	587	167	753
Mineral or chemical nitrogen fertilizers	3		3	1,569		1,569	1,572		1,572
Copper ores and concentrates					7,422	7,422		7,422	7,422
Petroleum gas and other hydrocarbons	360		360				360		360
Gasoline and refined oil	153		153				153		153
Gas natural	295		295				295		295
Iron or non-alloy steel profiles	1,592	22	1,614	4,149		4,149	5,740	22	5,762
Firewood, sawdust, waste and scrap	205	24	229				205	24	229
Fruits or other fruits and other parts	492	96	588	1,113		1,113	1,604	96	1,700

Goods	Domestic			Foreign			Total		
	Loaded	Unloaded	Total	Loaded	Unloaded	Total	Loaded	Unloaded	Total
Fruit juices or other fruits	8,695	61	8,756	67,838	13,923	81,761	76,533	13,984	90,517
Urea	2,514		2,514				2,514		2,514
Wheat and meslin or tranquillón	125	3	128				125	3	128
Fresh or dried citrus fruits	14,383	8	14,391				14,383	8	14,391
	732,414	357,080	1,089,495	215,022	154,599	369,620	947,436	511,679	1,459,115
Total	4,004,013	1,178,792	5,182,805	6,843,763	17,759,126	24,602,889	10,847,776	18,937,917	29,785,693

4.3.4 Total freight by countries and loading and unloading

Port	Country	Loaded	Unloaded	Total
Port of Huelva	Albania	4,000	0	4,000
	Germany	8,294	54,761	63,054
	Angola	1,106	647,005	648,111
	Saudi Arabia	30	5,475	5,505
	Algeria	0	549,616	549,616
	Argentina	0	282,034	282,034
	Belgium	351,817	110,013	461,830
	Brazil	373,438	668,004	1,041,441
	Bulgaria	18,720	50,498	69,219
	Canada	0	90,274	90,274
	Chile	193,691	163,926	357,617
	China	763,450	161,226	924,676
	Colombia	0	61,965	61,965
	Congo	0	225	225
	Ivory Coast	16,700	0	16,700
	Croatia	16,123	0	16,123
	Unknown	2,151	0	2,151
	Denmark	25,472	40,205	65,677
	USA	1,377,416	3,992,955	5,370,370

Port	Country	Loaded	Unloaded	Total
Port of Huelva	Egypt	28,755	32,583	61,339
	Eritrea	2,195	0	2,195
	Spain	4,004,013	1,184,661	5,188,674
	Estonia	999	66,269	67,268
	Finland	112,447	215	112,661
	France	458,531	18,044	476,575
	Gabon	0	4,151	4,151
	Georgia	62,339	47,130	109,469
	Gibraltar	61,186	504	61,690
	Greece	183,268	72,659	255,927
	Guatemala	0	12,508	12,508
	Guinea-Conakry	9,151	0	9,151
	Equatorial Guinea	0	139,683	139,683
	Netherlands	241,410	285,331	526,742
	Honduras	0	2,935	2,935
	India	16,015	353	16,368
	Indonesia	0	673,854	673,854
	Iraq	0	528,870	528,870
	Ireland	16,777	0	16,777
	Iceland	21	0	21

Port	Country	Loaded	Unloaded	Total
Port of Huelva	Israel	0	51,960	51,960
	Italy	532,067	378,568	910,635
	Jamaica	22,016	0	22,016
	Japan	110,572	4,597	115,168
	Latvia	0	121,631	121,631
	Libya	0	244,561	244,561
	Lithuania	23	29	52
	Malaysia	0	298,421	298,421
	Malta	0	10,562	10,562
	Morocco	544,651	250,833	795,484
	Mexico	3,663	1,195,710	1,199,374
	Montenegro	0	55,956	55,956
	Mozambique	0	65,464	65,464
	Namibia	19,949	0	19,949
	Nigeria	75,594	3,410,914	3,486,508
	Norway	12,210	37,942	50,152
	Panama	10,998	99,389	110,387
	Peru	0	294,052	294,052
	Poland	0	63,588	63,588
	Portugal	728,857	0	728,857

Port	Country	Loaded	Unloaded	Total
Port of Huelva	United Kingdom	168,930	161,228	330,158
	Republic of Korea	0	11,041	11,041
	Rumania	4,500	219,668	224,168
	Russia	0	607,421	607,421
	Senegal	4,394	0	4,394
	Singapur	0	8,757	8,757
	Sweden	131,545	33,091	164,636
	Taiwan	0	13,190	13,190
	Togo	37,942	0	37,942
	Trinidad-Tobago	0	112,402	112,402
	Tunisia	70,230	0	70,230
	Turkey	20,122	443,960	464,082
	Ukranie	0	752,614	752,614
	Vietnam	0	42,434	42,434
Total Port of Huelva		10,847,776	18,937,917	29,785,693

4.3.5 Transhipped goods

Goods	Domestic			Exterior			Total		
	Loaded	Unloaded	Total	Loaded	Unloaded	Total	Loaded	Unloaded	Total
a) Liquid bulks	0	0	0	0	0	0	0	0	0
b) Dry bulks by special installation	0	0	0	0	0	0	0	0	0
c) Dry bulks without special installation	0	0	0	0	0	0	0	0	0
d) Conventional general merchandise	0	0	0	0	0	0	0	0	0
e) General cargo in containers	0	0	0	0	0	0	0	0	0
Total	0	0	0	0	0	0	0	0	0

4.3.6 Roll-on / roll-off traffic

4.3.6.1 Summary of roll-on / roll-off traffic

		Domestic	Foreign	Total
Loaded	By containers	55,582	0	55,582
	By other means	360,913	0	360,913
	Total	416,495	0	416,495
Unloaded	By containers	14,429	0	14,429
	By other means	220,925	0	220,925
	Total	235,354	0	235,354
Loaded and unloaded	By containers	70,012	0	70,012
	By other means	581,839	0	581,839
	Total	651,851	0	651,851

4.3.6.2 Multi-modal roll-on/roll-off transport units

Type		Domestic			Foreign			Total		
		Loaded	Unloaded	Total	Loaded	Unloaded	Total	Loaded	Unloaded	Total
Accompanied	Articulated lorry	0	0	0	0	0	0	0	0	0
	Rigid lorry	555	485	1,040	0	0	0	555	485	1,040
	Road train	0	0	0	0	0	0	0	0	0
	Total	555	485	1,040	0	0	0	555	485	1,040
Unaccompanied	Trailer, semi-trailer and platform	17,931	14,342	32,273	0	0	0	17,931	14,342	32,273
	Total	17,931	14,342	32,273	0	0	0	17,931	14,342	32,273
Others	Cab unit	58	50	108	0	0	0	58	50	108
	Van	556	101	657	0	0	0	556	101	657
	Roll trailer and other equipment	0	0	0	0	0	0	0	0	0
	Total	614	151	765	0	0	0	614	151	765
Total	19,100	14,978	34,078	0	0	0	19,100	14,978	34,078	

4.3.6.3 Vehicle units by freight type

Type	Domestic			Foreign			Total		
	Loaded	Unloaded	Total	Loaded	Unloaded	Total	Loaded	Unloaded	Total
Coaches/buses	140	23	163	0	0	0	140	23	163
Passanger cars	9,739	2,128	11,867	0	0	0	9,739	2,128	11,867
Lorries	5,666	318	5,984	0	0	0	5,666	318	5,984
Special vehicles	127	54	181	0	0	0	127	54	181
Motorcycles	1,709	248	1,957	0	0	0	1,709	248	1,957
Tractors and tractor trucks	35	5	40	0	0	0	35	5	40
Works trucks	676	8	684	0	0	0	676	8	684
Tanks	0	0	0	0	0	0	0	0	0
Total	18,092	2,784	20,876	0	0	0	18,092	2,784	20,876

4.3.7 Classification of freight

4.3.7.1 Classification by nature

Goods	Domestic			Foreign			Total			
	Loaded	Unloaded	Total	Loaded	Unloaded	Total	Loaded	Unloaded	Total	
Power Products										
1	Crude oil	2,117	0	2,117	0	8,478,594	8,478,594	2,117	8,478,594	8,480,711
2	Fuel oil	639,765	224,585	864,350	225,541	294,049	519,590	865,305	518,634	1,383,940
3	Gas oil	942,344	38,910	981,254	777,224	213,692	990,915	1,719,567	252,602	1,972,169
4	Petrol	617,856	53,082	670,938	901,168	122,241	1,023,408	1,519,024	175,322	1,694,346
6	Other petroleum products	11,095	88,551	99,647	699,294	8,792	708,085	710,389	97,343	807,732
7	Energetic petroleum gases	29,094	163,987	193,082	155,640	24,547	180,187	184,734	188,534	373,268
12	Steam coal and petroleum coke	911	13,202	14,113	31,780	126,219	157,998	32,690	139,421	172,111
35	Natural gas and other gases	295	0	295	72,698	3,047,843	3,120,541	72,993	3,047,843	3,120,836
51	Biofuel	223,502	128,760	352,262	713,557	691,552	1,405,109	937,058	820,313	1,757,371
	Total	2,466,978	711,078	3,178,057	3,576,900	13,007,527	16,584,427	6,043,878	13,718,606	19,762,484

Goods	Domestic			Foreign			Total				
	Loaded	Unloaded	Total	Loaded	Unloaded	Total	Loaded	Unloaded	Total		
Siderurgical and Metallurgic Products	8	Iron ore	10,031	0	10,031	0	13,117	13,117	10,031	13,117	23,148
	10	Other mineral ores	46,876	19	46,895	947,203	1,178,739	2,125,942	994,079	1,178,759	2,172,838
	11	Scrap iron	28	9,296	9,324	0	0	0	28	9,296	9,324
	13	Iron products	18,788	890	19,679	4,149	94,596	98,745	22,938	95,486	118,424
	36	Other metallurgic products	472	15	487	82,029	24	82,053	82,501	39	82,540
	Total		76,195	10,222	86,417	1,033,382	1,286,476	2,319,857	1,109,577	1,296,697	2,406,274
Non-metallic minerals	25	Salt	1,135	682	1,818	0	0	0	1,135	682	1,818
	52	Other non-metallic minerals	97,831	1,948	99,779	416,394	593	416,986	514,225	2,541	516,766
	Total		98,966	2,630	101,597	416,394	593	416,986	515,360	3,223	518,583
Fertilizers	14	Phosphates	0	0	0	1,897	55,237	57,134	1,897	55,237	57,134
	15	Potash	0	7,773	7,773	0	57,753	57,753	0	65,525	65,525
	16	Natural and artificial fertilizers	60,753	3,863	64,616	181,965	107,963	289,927	242,718	111,826	354,544
	Total		60,753	11,636	72,389	183,862	220,953	404,814	244,615	232,588	477,204
Chemical Products	17	Chemical products	325,283	34,156	359,439	1,067,512	359,587	1,427,100	1,392,796	393,743	1,786,539
	Total		325,283	34,156	359,439	1,067,512	359,587	1,427,100	1,392,796	393,743	1,786,539

Goods	Domestic			Foreign			Total				
	Loaded	Unloaded	Total	Loaded	Unloaded	Total	Loaded	Unloaded	Total		
Construction materials	5	Asphalt	89,848	61,033	150,882	187,606	0	187,606	277,455	61,033	338,488
	18	Cement and clinker	102,470	0	102,470	0	0	0	102,470	0	102,470
	20	Manufactured building materials	20,201	4,038	24,239	4,391	4,441	8,833	24,592	8,480	33,072
	Total		212,519	65,072	277,590	191,998	4,441	196,439	404,517	69,513	474,030
Stock Breeding and Feeding Products	21	Cereals and their flours	19,352	59	19,411	31,214	1,613,901	1,645,115	50,566	1,613,960	1,664,526
	22	Soybean	7	0	7	0	0	0	7	0	7
	23	Fruits and vegetables	66,545	100,782	167,327	4,715	63	4,777	71,259	100,845	172,104
	24	Wines,drinks and spirits	75,468	1,619	77,086	68,234	13,923	82,158	143,702	15,542	159,244
	27	Tinned food	11,948	363	12,311	1,952	0	1,952	13,900	363	14,263
	28	Tobacco, cocoa, coffee and spices	4,262	126	4,388	1,065	0	1,065	5,326	126	5,452
	29	Oils and greases	113,926	8,628	122,553	188,498	593,486	781,984	302,424	602,114	904,537
	30	Other foods	100,386	649	101,035	194	0	194	100,580	649	101,229
	33	Chilled or frozen fish	3,470	1,172	4,642	0	2,855	2,855	3,470	4,027	7,497
	37	Animal feed and fodder	39,589	12,621	52,210	1,721	438,536	440,256	41,310	451,157	492,467
Total		434,952	126,018	560,970	297,592	2,662,764	2,960,357	732,544	2,788,783	3,521,327	

Goods			Domestic			Foreign			Total		
			Loaded	Unloaded	Total	Loaded	Unloaded	Total	Loaded	Unloaded	Total
Other goods	19	Wood and cork	1,030	53	1,084	44,672	234	44,906	45,702	288	45,990
	26	Paper and pulp	1,186	176	1,361	0	0	0	1,186	176	1,361
	31	Machinery, tools and spares	14,445	6,648	21,093	323	838	1,161	14,768	7,486	22,254
	34	Other goods	81,581	15,040	96,622	8,935	208,679	217,613	90,516	223,719	314,235
	Total		98,242	21,918	120,160	53,930	209,751	263,681	152,172	231,669	383,841
Vehicles and transport elements	32	Vehicles and their parts	21,409	6,526	27,935	77	77	154	21,486	6,603	28,089
	38	Ro-Ro traffic tare weights	138,435	105,383	243,818	0	0	0	138,435	105,383	243,818
	39	Containers tare	70,280	84,154	154,433	22,117	6,956	29,073	92,397	91,110	183,506
	Total		230,124	196,063	426,187	22,194	7,033	29,227	252,318	203,096	455,413
Total			4,004,013	1,178,792	5,182,805	6,843,763	17,759,126	24,602,889	10,847,776	18,937,917	29,785,693

4.3.7.2 (A) Classification by nature and format

	Goods		Liquid bulks			Solid bulks			General merchandise		
			Loaded	Unloaded	Total	Loaded	Unloaded	Total	General merchandise containers		
									Loaded	Unloaded	Total
Power Products	1	Crude oil	2,117	8,478,594	8,480,711	0	0	0	0	0	0
	2	Fuel oil	864,852	518,523	1,383,375	0	0	0	401	112	513
	3	Gas oil	1,719,567	252,602	1,972,169	0	0	0	0	0	0
	4	Petrol	1,518,872	175,322	1,694,194	0	0	0	153	0	153
	6	Other petroleum products	709,470	97,271	806,741	0	0	0	874	72	946
	7	Energetic petroleum gases	184,342	188,534	372,876	0	0	0	393	0	393
	12	Steam coal and petroleum coke	0	0	0	31,754	139,420	171,175	420	0	420
	35	Natural gas and other gases	72,698	3,047,843	3,120,541	0	0	0	295	0	295
	51	Biofuel	906,392	818,784	1,725,176	0	0	0	30,642	1,528	32,170
	Total	5,978,310	13,577,472	19,555,783	31,754	139,420	171,175	33,178	1,712	34,890	
Siderurgical and Metallurgic Products	8	Iron ore	0	0	0	10,005	0	10,005	0	0	0
	10	Other mineral ores	0	0	0	994,076	1,168,304	2,162,380	3	10,455	10,457
	11	Scrap iron	0	0	0	0	0	0	0	9,296	9,296
	13	Iron products	0	0	0	0	0	0	13,242	2,018	15,261
	36	Other metallurgic products	0	0	0	0	0	0	268	38	305
	Total	0	0	0	1,004,081	1,168,304	2,172,385	13,513	21,807	35,320	

Goods		Liquid bulks			Solid bulks			General merchandise			
								General merchandise containers			
		Loaded	Unloaded	Total	Loaded	Unloaded	Total	Loaded	Unloaded	Total	
Non-metallic minerals	25	Salt	0	0	0	0	0	0	1,111	682	1,794
	52	Other non-metallic minerals	0	0	0	508,178	0	508,178	5,085	2,532	7,617
	Total		0	0	0	508,178	0	508,178	6,197	3,214	9,410
Fertilizers	14	Phosphates	0	0	0	1,897	55,237	57,134	0	0	0
	15	Potash	0	0	0	0	65,525	65,525	0	0	0
	16	Natural and artificial fertilizers	56,096	28,964	85,061	181,512	78,568	260,080	2,563	4,294	6,857
	Total		56,096	28,964	85,061	183,409	199,330	382,739	2,563	4,294	6,857
Chemical Products	17	Chemical products	1,257,180	294,383	1,551,563	102,734	95,341	198,075	26,986	2,671	29,656
	Total		1,257,180	294,383	1,551,563	102,734	95,341	198,075	26,986	2,671	29,656
Construction materials	5	Asphalt	277,344	57,058	334,402	0	0	0	111	3,976	4,087
	18	Cement and clinker	0	0	0	91,637	0	91,637	10,832	0	10,832
	20	Manufactured building materials	0	0	0	0	0	0	20,505	8,305	28,810
	Total		277,344	57,058	334,402	91,637	0	91,637	31,448	12,281	43,729

Goods			Liquid bulks			Solid bulks			General merchandise		
									General merchandise containers		
			Loaded	Unloaded	Total	Loaded	Unloaded	Total	Loaded	Unloaded	Total
Stock Breeding and Feeding Products	21	Cereals and their flours	0	0	0	40,727	1,613,901	1,654,628	9,299	59	9,358
	22	Soybean	0	0	0	0	0	0	0	0	0
	23	Fruits and vegetables	0	0	0	0	0	0	8,211	125	8,335
	24	Wines,drinks and spirits	0	0	0	0	0	0	137,671	1,573	139,244
	27	Tinned food	0	0	0	0	0	0	4,865	333	5,198
	28	Tobacco, cocoa, coffee and spices	0	0	0	0	0	0	1,907	102	2,009
	29	Oils and greases	291,755	601,888	893,643	0	0	0	7,702	220	7,921
	30	Other foods	0	0	0	0	0	0	21,431	408	21,838
	33	Chilled or frozen fish	0	0	0	0	0	0	60	70	130
	37	Animal feed and fodder	0	0	0	6,298	441,633	447,932	33,950	9,522	43,473
	Total	291,755	601,888	893,643	47,025	2,055,535	2,102,560	225,097	12,411	237,507	
Other goods	19	Wood and cork	0	0	0	44,671	0	44,671	724	283	1,008
	26	Paper and pulp	0	0	0	0	0	0	910	175	1,086
	31	Machinery, tools and spares	0	0	0	0	0	0	7,327	4,825	12,152
	34	Other goods	26,165	208,543	234,707	0	0	0	48,240	10,532	58,772
		Total	26,165	208,543	234,707	44,671	0	44,671	57,202	15,816	73,018

Goods			Liquid bulks			Solid bulks			General merchandise		
									General merchandise containers		
			Loaded	Unloaded	Total	Loaded	Unloaded	Total	Loaded	Unloaded	Total
Vehicles and transport elements	32	Vehicles and their parts	0	0	0	0	0	0	3,021	169	3,190
	38	Ro-Ro traffic tare weights	0	0	0	0	0	0	0	0	0
	39	Containers tare	0	0	0	0	0	0	92,397	91,110	183,506
	Total		0	0	0	0	0	0	95,418	91,278	186,696
Total			7,886,850	14,768,308	22,655,157	2,013,490	3,657,931	5,671,421	491,599	165,484	657,083

4.3.7.2 (B) Classification by nature and format

	Goods	General merchandise						Total		
		Conventional general merchandise			Total general merchandise			Loaded	Unloaded	Total
		Loaded	Unloaded	Total	Loaded	Unloaded	Total			
Power Products	1 Crude oil	0	0	0	0	0	0	2,117	8,478,594	8,480,711
	2 Fuel oil	52	0	52	453	112	565	865,305	518,634	1,383,940
	3 Gas oil	0	0	0	0	0	0	1,719,567	252,602	1,972,169
	4 Petrol	0	0	0	153	0	153	1,519,024	175,322	1,694,346
	6 Other petroleum products	45	0	45	919	73	991	710,389	97,343	807,732
	7 Energetic petroleum gases	0	0	0	393	0	393	184,734	188,534	373,268
	12 Steam coal and petroleum coke	516	0	516	936	0	936	32,690	139,421	172,111
	35 Natural gas and other gases	0	0	0	295	0	295	72,993	3,047,843	3,120,836
	51 Biofuel	24	0	24	30,666	1,529	32,194	937,058	820,313	1,757,371
	Total	636	1	637	33,814	1,713	35,526	6,043,878	13,718,606	19,762,484
Siderurgical and Metallurgic Products	8 Iron ore	26	13,117	13,143	26	13,117	13,143	10,031	13,117	23,148
	10 Other mineral ores	0	0	0	3	10,455	10,457	994,079	1,178,759	2,172,838
	11 Scrap iron	28	0	28	28	9,296	9,324	28	9,296	9,324
	13 Iron products	9,695	93,468	103,163	22,938	95,486	118,424	22,938	95,486	118,424
	36 Other metallurgic products	82,234	1	82,235	82,501	39	82,540	82,501	39	82,540
	Total	91,983	106,586	198,569	105,496	128,393	233,889	1,109,577	1,296,697	2,406,274

Goods			General merchandise						Total		
			Conventional general merchandise			Total general merchandise					
			Loaded	Unloaded	Total	Loaded	Unloaded	Total	Loaded	Unloaded	Total
Non-metallic minerals	25	Salt	24	0	24	1,135	682	1,818	1,135	682	1,818
	52	Other non-metallic minerals	961	9	970	6,046	2,541	8,587	514,225	2,541	516,766
	Total		985	9	994	7,182	3,223	10,405	515,360	3,223	518,583
Fertilizers	14	Phosphates	0	0	0	0	0	0	1,897	55,237	57,134
	15	Potash	0	0	0	0	0	0	0	65,525	65,525
	16	Natural and artificial fertilizers	2,546	0	2,546	5,109	4,294	9,404	242,718	111,826	354,544
Total		2,547	0	2,547	5,110	4,294	9,404	244,615	232,588	477,204	
Chemical Products	17	Chemical products	5,896	1,348	7,245	32,882	4,019	36,901	1,392,796	393,743	1,786,539
	Total		5,896	1,348	7,245	32,882	4,019	36,901	1,392,796	393,743	1,786,539
Construction materials	5	Asphalt	0	0	0	111	3,976	4,087	277,455	61,033	338,488
	18	Cement and clinker	0	0	0	10,832	0	10,832	102,470	0	102,470
	20	Manufactured building materials	4,088	175	4,262	24,592	8,480	33,072	24,592	8,480	33,072
Total		4,088	175	4,262	35,536	12,455	47,991	404,517	69,513	474,030	

Goods			General merchandise						Total		
			Conventional general merchandise			Total general merchandise					
			Loaded	Unloaded	Total	Loaded	Unloaded	Total	Loaded	Unloaded	Total
Stock Breeding and Feeding Products	21	Cereals and their flours	540	0	540	9,839	59	9,898	50,566	1,613,960	1,664,526
	22	Soybean	7	0	7	7	0	7	7	0	7
	23	Fruits and vegetables	63,048	100,720	163,768	71,259	100,845	172,104	71,259	100,845	172,104
	24	Wines,drinks and spirits	6,031	13,969	20,000	143,702	15,542	159,244	143,702	15,542	159,244
	27	Tinned food	9,035	30	9,065	13,900	363	14,263	13,900	363	14,263
	28	Tobacco, cocoa, coffee and spices	3,419	24	3,443	5,326	126	5,452	5,326	126	5,452
	29	Oils and greases	2,967	6	2,973	10,669	226	10,895	302,424	602,114	904,537
	30	Other foods	79,149	242	79,391	100,580	649	101,229	100,580	649	101,229
	33	Chilled or frozen fish	3,410	3,957	7,367	3,470	4,027	7,497	3,470	4,027	7,497
	37	Animal feed and fodder	1,061	1	1,063	35,012	9,524	44,535	41,310	451,157	492,467
	Total	168,667	118,949	287,617	393,764	131,360	525,124	732,544	2,788,783	3,521,327	
Other goods	19	Wood and cork	307	4	311	1,031	288	1,319	45,702	288	45,990
	26	Paper and pulp	275	0	275	1,186	176	1,361	1,186	176	1,361
	31	Machinery, tools and spares	7,441	2,661	10,102	14,768	7,486	22,254	14,768	7,486	22,254
	34	Other goods	16,111	4,644	20,755	64,351	15,177	79,528	90,516	223,719	314,235
		Total	24,134	7,310	31,444	81,336	23,126	104,462	152,172	231,669	383,841

Goods			General merchandise						Total		
			Conventional general merchandise			Total general merchandise					
			Loaded	Unloaded	Total	Loaded	Unloaded	Total	Loaded	Unloaded	Total
Vehicles and transport elements	32	Vehicles and their parts	18,465	6,434	24,900	21,486	6,603	28,089	21,486	6,603	28,089
	38	Ro-Ro traffic tare weights	138,435	105,383	243,818	138,435	105,383	243,818	138,435	105,383	243,818
	39	Containers tare	0	0	0	92,397	91,110	183,506	92,397	91,110	183,506
	Total		156,900	111,817	268,718	252,318	203,096	455,413	252,318	203,096	455,413
Total			455,837	346,195	802,032	947,436	511,679	1,459,115	10,847,776	18,937,917	29,785,693

4.3.7.3 Classification of freight in transit by nature

	Goods	Domestic			Foreign			Total transit			
		Loaded	Unloaded	Total	Loaded	Unloaded	Total	Loaded	Unloaded	Total	
Power Products	1	Crude oil	0	0	0	0	0	0	0	0	0
	2	Fuel oil	0	0	0	0	0	0	0	0	0
	3	Gas oil	0	0	0	0	832	832	0	832	832
	4	Petrol	20,008	10,978	30,986	74,692	96,463	171,155	94,700	107,441	202,141
	6	Other petroleum products	0	4,202	4,202	40,626	0	40,626	40,626	4,202	44,827
	7	Energetic petroleum gases	0	0	0	0	0	0	0	0	0
	12	Steam coal and petroleum coke	0	0	0	20,250	21,050	41,300	20,250	21,050	41,300
	35	Natural gas and other gases	0	0	0	0	0	0	0	0	0
	51	Biofuel	158,868	113,737	272,605	532,458	647,319	1,179,777	691,325	761,056	1,452,381
	Total	178,876	128,917	307,793	668,025	765,664	1,433,689	846,901	894,580	1,741,481	
Siderurgical and Metallurgic Products	8	Iron ore	0	0	0	0	0	0	0	0	0
	10	Other mineral ores	0	0	0	101,915	67,828	169,743	101,915	67,828	169,743
	11	Scrap iron	0	0	0	0	0	0	0	0	0
	13	Iron products	4,772	175	4,948	0	4,597	4,597	4,772	4,772	9,544
	36	Other metallurgic products	9	9	18	0	0	0	9	9	18
	Total	4,781	184	4,966	101,915	72,425	174,340	106,697	72,609	179,306	

Goods			Domestic			Foreign			Total transit		
			Loaded	Unloaded	Total	Loaded	Unloaded	Total	Loaded	Unloaded	Total
Non-metallic minerals	25	Salt	658	682	1,340	0	0	0	658	682	1,340
	52	Other non-metallic minerals	1,804	1,902	3,706	0	0	0	1,804	1,902	3,706
	Total		2,462	2,584	5,046	0	0	0	2,462	2,584	5,046
Fertilizers	14	Phosphates	0	0	0	0	0	0	0	0	0
	15	Potash	0	0	0	0	4,500	4,500	0	4,500	4,500
	16	Natural and artificial fertilizers	359	359	719	0	4,000	4,000	359	4,359	4,719
	Total		359	359	719	0	8,500	8,500	359	8,859	9,219
Chemical Products	17	Chemical products	1,245	1,245	2,489	5,806	16,227	22,033	7,051	17,471	24,523
	Total		1,245	1,245	2,489	5,806	16,227	22,033	7,051	17,471	24,523
Construction materials	5	Asphalt	0	0	0	0	0	0	0	0	0
	18	Cement and clinker	0	0	0	0	0	0	0	0	0
	20	Manufactured building materials	3,849	3,849	7,698	4,391	4,391	8,782	8,240	8,240	16,480
	Total		3,849	3,849	7,698	4,391	4,391	8,782	8,240	8,240	16,480

	Goods		Domestic			Foreign			Total transit		
			Loaded	Unloaded	Total	Loaded	Unloaded	Total	Loaded	Unloaded	Total
Stock Breeding and Feeding Products	21	Cereals and their flours	590	40	631	29,845	36,387	66,232	30,435	36,428	66,863
	22	Soybean	0	0	0	0	0	0	0	0	0
	23	Fruits and vegetables	5	5	11	0	0	0	5	5	11
	24	Wines,drinks and spirits	838	893	1,731	0	0	0	838	893	1,731
	27	Tinned food	278	332	609	0	0	0	278	332	609
	28	Tobacco, cocoa, coffee and spices	102	102	203	0	0	0	102	102	203
	29	Oils and greases	42,038	6,161	48,199	88,381	161,533	249,914	130,419	167,694	298,113
	30	Other foods	396	396	792	0	0	0	396	396	792
	33	Chilled or frozen fish	0	0	0	0	0	0	0	0	0
	37	Animal feed and fodder	9,541	9,522	19,063	0	2,000	2,000	9,541	11,522	21,063
	Total	53,788	17,452	71,240	118,226	199,920	318,146	172,014	217,372	389,386	
Other goods	19	Wood and cork	49	49	98	1	1	2	50	50	100
	26	Paper and pulp	37	37	74	0	0	0	37	37	74
	31	Machinery, tools and spares	157	157	314	1	1	1	157	157	315
	34	Other goods	2,956	3,026	5,982	118	1,878	1,996	3,074	4,903	7,977
		Total	3,199	3,269	6,468	119	1,879	1,999	3,319	5,148	8,467
Vehicles and transport elements	32	Vehicles and their parts	0	0	1	77	77	154	77	77	155
	38	Ro-Ro traffic tare weights	0	0	0	0	0	0	0	0	0
	39	Containers tare	4,955	4,994	9,949	522	519	1,041	5,477	5,513	10,990
	Total	4,955	4,995	9,950	599	596	1,195	5,555	5,590	11,145	
Total		253,515	162,853	416,369	899,082	1,069,601	1,968,683	1,152,597	1,232,455	2,385,052	

4.3.7.4 (A) Classification of freight in transit by nature and format

	Goods	Liquid bulks			Solid bulks			General merchandise		
		Loaded	Unloaded	Total	Loaded	Unloaded	Total	General merchandise containers		
								Loaded	Unloaded	Total
Power Products	1 Crude oil	0	0	0	0	0	0	0	0	0
	2 Fuel oil	0	0	0	0	0	0	0	0	0
	3 Gas oil	0	832	832	0	0	0	0	0	0
	4 Petrol	94,700	107,441	202,141	0	0	0	0	0	0
	6 Other petroleum products	40,626	4,202	44,827	0	0	0	0	0	0
	7 Energetic petroleum gases	0	0	0	0	0	0	0	0	0
	12 Steam coal and petroleum coke	0	0	0	20,250	21,050	41,300	0	0	0
	35 Natural gas and other gases	0	0	0	0	0	0	0	0	0
	51 Biofuel	689,865	759,596	1,449,461	0	0	0	1,460	1,460	2,921
	Total	825,191	872,070	1,697,261	20,250	21,050	41,300	1,460	1,460	2,921
Siderurgical and Metallurgic Products	8 Iron ore	0	0	0	0	0	0	0	0	0
	10 Other mineral ores	0	0	0	101,915	67,828	169,743	0	0	0
	11 Scrap iron	0	0	0	0	0	0	0	0	0
	13 Iron products	0	0	0	0	0	0	175	175	351
	36 Other metallurgic products	0	0	0	0	0	0	9	9	18
	Total	0	0	0	101,915	67,828	169,743	184	184	369

Goods			Liquid bulks			Solid bulks			General merchandise		
									General merchandise containers		
			Loaded	Unloaded	Total	Loaded	Unloaded	Total	Loaded	Unloaded	Total
Non-metallic minerals	25	Salt	0	0	0	0	0	0	658	682	1,340
	52	Other non-metallic minerals	0	0	0	0	0	0	1,804	1,902	3,706
	Total		0	0	0	0	0	0	2,462	2,584	5,046
Fertilizers	14	Phosphates	0	0	0	0	0	0	0	0	0
	15	Potash	0	0	0	0	4,500	4,500	0	0	0
	16	Natural and artificial fertilizers	0	0	0	0	4,000	4,000	359	359	719
	Total		0	0	0	0	8,500	8,500	359	359	719
Chemical Products	17	Chemical products	5,023	15,464	20,487	0	0	0	2,028	2,008	4,036
	Total		5,023	15,464	20,487	0	0	0	2,028	2,008	4,036
Construction materials	5	Asphalt	0	0	0	0	0	0	0	0	0
	18	Cement and clinker	0	0	0	0	0	0	0	0	0
	20	Manufactured building materials	0	0	0	0	0	0	8,240	8,240	16,480
	Total		0	0	0	0	0	0	8,240	8,240	16,480

Goods			Liquid bulks			Solid bulks			General merchandise		
			General merchandise containers								
			Loaded	Unloaded	Total	Loaded	Unloaded	Total	Loaded	Unloaded	Total
Stock Breeding and Feeding Products	21	Cereals and their flours	0	0	0	30,395	36,387	66,782	40	40	81
	22	Soybean	0	0	0	0	0	0	0	0	0
	23	Fruits and vegetables	0	0	0	0	0	0	5	5	11
	24	Wines,drinks and spirits	0	0	0	0	0	0	838	893	1,731
	27	Tinned food	0	0	0	0	0	0	278	332	609
	28	Tobacco, cocoa, coffee and spices	0	0	0	0	0	0	102	102	203
	29	Oils and greases	130,199	167,475	297,674	0	0	0	219	219	439
	30	Other foods	0	0	0	0	0	0	396	396	792
	33	Chilled or frozen fish	0	0	0	0	0	0	0	0	0
	37	Animal feed and fodder	0	0	0	0	2,000	2,000	9,541	9,522	19,063
	Total	130,199	167,475	297,674	30,395	38,387	68,782	11,420	11,510	22,930	
Other goods	19	Wood and cork	0	0	0	0	0	0	50	50	100
	26	Paper and pulp	0	0	0	0	0	0	37	37	74
	31	Machinery, tools and spares	0	0	0	0	0	0	157	157	315
	34	Other goods	0	1,760	1,760	0	0	0	3,074	3,143	6,217
		Total	0	1,760	1,760	0	0	0	3,319	3,388	6,707

Goods			Liquid bulks			Solid bulks			General merchandise		
									General merchandise containers		
			Loaded	Unloaded	Total	Loaded	Unloaded	Total	Loaded	Unloaded	Total
Vehicles and transport elements	32	Vehicles and their parts	0	0	0	0	0	0	77	77	155
	38	Ro-Ro traffic tare weights	0	0	0	0	0	0	0	0	0
	39	Containers tare	0	0	0	0	0	0	5,477	5,513	10,990
	Total		0	0	0	0	0	0	5,555	5,590	11,145
Total			960,413	1,056,768	2,017,181	152,560	135,765	288,325	35,027	35,325	70,352

4.3.7.4 (B) Classification of freight in transit by nature and format

Goods	General merchandise						Total				
	Conventional general merchandise			Total general merchandise			Loaded	Unloaded	Total		
	Loaded	Unloaded	Total	Loaded	Unloaded	Total					
Power Products	1	Crude oil	0	0	0	0	0	0	0	0	
	2	Fuel oil	0	0	0	0	0	0	0	0	
	3	Gas oil	0	0	0	0	0	0	832	832	
	4	Petrol	0	0	0	0	0	94,700	107,441	202,141	
	6	Other petroleum products	0	0	0	0	0	40,626	4,202	44,827	
	7	Energetic petroleum gases	0	0	0	0	0	0	0	0	
	12	Steam coal and petroleum coke	0	0	0	0	0	20,250	21,050	41,300	
	35	Natural gas and other gases	0	0	0	0	0	0	0	0	
	51	Biofuel	0	0	0	1,460	1,460	2,921	691,325	761,056	1,452,381
		Total	0	0	0	1,460	1,460	2,921	846,901	894,580	1,741,481
Siderurgical and Metallurgic Products	8	Iron ore	0	0	0	0	0	0	0	0	
	10	Other mineral ores	0	0	0	0	0	101,915	67,828	169,743	
	11	Scrap iron	0	0	0	0	0	0	0	0	
	13	Iron products	4,597	4,597	9,194	4,772	4,772	9,544	4,772	4,772	9,544
	36	Other metallurgic products	0	0	0	9	9	18	9	9	18
		Total	4,597	4,597	9,194	4,781	4,781	9,563	106,697	72,609	179,306

Goods			General merchandise						Total		
			Conventional general merchandise			Total general merchandise					
			Loaded	Unloaded	Total	Loaded	Unloaded	Total	Loaded	Unloaded	Total
Non-metallic minerals	25	Salt	0	0	0	658	682	1,340	658	682	1,340
	52	Other non-metallic minerals	0	0	0	1,804	1,902	3,706	1,804	1,902	3,706
	Total		0	0	0	2,462	2,584	5,046	2,462	2,584	5,046
Fertilizers	14	Phosphates	0	0	0	0	0	0	0	0	0
	15	Potash	0	0	0	0	0	0	0	4,500	4,500
	16	Natural and artificial fertilizers	0	0	0	359	359	719	359	4,359	4,719
	Total		0	0	0	359	359	719	359	8,859	9,219
Chemical Products	17	Chemical products	0	0	0	2,028	2,008	4,036	7,051	17,471	24,523
	Total		0	0	0	2,028	2,008	4,036	7,051	17,471	24,523
Construction materials	5	Asphalt	0	0	0	0	0	0	0	0	0
	18	Cement and clinker	0	0	0	0	0	0	0	0	0
	20	Manufactured building materials	0	0	0	8,240	8,240	16,480	8,240	8,240	16,480
	Total		0	0	0	8,240	8,240	16,480	8,240	8,240	16,480

Goods			General merchandise						Total		
			Conventional general merchandise			Total general merchandise					
			Loaded	Unloaded	Total	Loaded	Unloaded	Total	Loaded	Unloaded	Total
Stock Breeding and Feeding Products	21	Cereals and their flours	0	0	0	40	40	81	30,435	36,428	66,863
	22	Soybean	0	0	0	0	0	0	0	0	0
	23	Fruits and vegetables	0	0	0	5	5	11	5	5	11
	24	Wines,drinks and spirits	0	0	0	838	893	1,731	838	893	1,731
	27	Tinned food	0	0	0	278	332	609	278	332	609
	28	Tobacco, cocoa, coffee and spices	0	0	0	102	102	203	102	102	203
	29	Oils and greases	0	0	0	219	219	439	130,419	167,694	298,113
	30	Other foods	0	0	0	396	396	792	396	396	792
	33	Chilled or frozen fish	0	0	0	0	0	0	0	0	0
	37	Animal feed and fodder	0	0	0	9,541	9,522	19,063	9,541	11,522	21,063
	Total	0	0	0	11,420	11,510	22,930	172,014	217,372	389,386	
Other goods	19	Wood and cork	0	0	0	50	50	100	50	50	100
	26	Paper and pulp	0	0	0	37	37	74	37	37	74
	31	Machinery, tools and spares	0	0	0	157	157	315	157	157	315
	34	Other goods	0	0	0	3,074	3,143	6,217	3,074	4,903	7,977
		Total	0	0	0	3,319	3,388	6,707	3,319	5,148	8,467
Vehicles and transport elements	32	Vehicles and their parts	0	0	0	77	77	155	77	77	155
	38	Ro-Ro traffic tare weights	0	0	0	0	0	0	0	0	0
	39	Containers tare	0	0	0	5,477	5,513	10,990	5,477	5,513	10,990
	Total	0	0	0	5,555	5,590	11,145	5,555	5,590	11,145	
Total			4,597	4,597	9,194	39,624	39,921	79,546	1,152,597	1,232,455	2,385,052

4.4 Internal traffic (tonnes)

	Goods	Loaded	Unloaded	Total
Liquid bulks	Fuel	0	0	0
	Butane and propane	0	0	0
	Other general merchandise	0	0	0
	Other liquid bulk	0	0	0
	Uncalcined petroleum coke	17,882	21,160	39,043
	Calcined petroleum coke, bitumen	0	0	0
	Undenatured ethyl alcohol	8,058	8,063	16,122
	Acyclic alcohols and their derivatives	0	0	0
	Ketones and quinones	0	0	0
	Other vegetable fats and oils	0	0	0
	Soybean oil and its fractions in bulk	0	0	0
	Condensed crude petroleum oils	0	0	0
	Sunflower, safflower, or cottonseed oils	0	0	0
	Oils and other distillation products	0	0	0
	Crude petroleum oils	0	0	0
	Palm oil and its fractions, bulk	3,515	3,504	7,019
	Sulfuric acid, oleum	0	0	0
	Ethers, ether-alcohols, ether-phenols	0	0	0
	Sodium hydroxide (caustic soda)	0	0	0

Goods		Loaded	Unloaded	Total
	Cyclic hydrocarbons	33,850	33,845	67,695
	Anhydrous ammonia or in aqueous solution	0	0	0
	Petroleum gas and other hydrocarbons	0	0	0
	Gasoline and refined petroleum	0	0	0
	Diesel	129	129	258
	Natural gas	0	0	0
	Phosphorus pentoxide, phosphoric acid	0	0	0
	Urea	0	0	0
	Naphthas	0	0	0
	Biodiesel and its blends	0	0	0
	Phenols, phenol-alcohols	0	0	0
		63,435	66,701	130,136
Dry bulks without special installation	Sulfates, alums, peroxosulfates	0	0	0
	Ammonium sulfate	0	0	0
	Other general merchandise	0	0	0
	Other solid bulk	0	0	0
	Uncalcined petroleum coke	0	0	0
	Iron ore concentrates	0	0	0
	Carbonates, peroxocarbonates	0	0	0
	Barley	0	0	0

Goods		Loaded	Unloaded	Total
	Bulk hydraulic cements	0	0	0
	Waste and scrap (scrap)	0	0	0
	Press cakes and other solid residues from processing	0	0	0
	Other slag and ash	0	0	0
	Corn	0	0	0
	Plant materials, waste, residues	0	0	0
	Coal, briquettes, ovoids, fuel	0	0	0
	Granulated slag (slag sand)	0	0	0
	Mineral or chemical fertilizers	0	0	0
	Nitrogenous mineral or chemical fertilizers	0	0	0
	Copper ores and concentrates	0	0	0
	Titanium ores and concentrates	0	0	0
	Zinc ores and concentrates	0	0	0
	Potassium chloride	0	0	0
	Wood, sawdust, waste	0	0	0
	Urea	0	0	0
	Wheat and meslin	0	0	0
		0	0	0
General cargo	Taras de vehículos automóviles	0	0	0
	Taras de contenedores y cisternas	0	0	0

Goods	Loaded	Unloaded	Total
Taras de remolques y semirremolques	0	0	0
Particle boards and similar	0	0	0
Empty vehicles and automobiles	0	0	0
Fuel	0	0	0
Butane and propane	0	0	0
Sulfates, alums, peroxosulfates	0	0	0
Ammonium sulfate	0	0	0
Trailers, semitrailers, and platforms	0	0	0
Other general merchandise	0	0	0
Other liquid bulk	0	0	0
Other solid bulk	0	0	0
Empty containers and tanks	0	222	222
Passenger cars and other vehicles	0	0	0
Uncalcined petroleum coke	0	0	0
Refined copper and copper alloys	0	0	0
Apricots (apricots, chabacanos)	0	0	0
Undenatured ethyl alcohol	0	0	0
Acyclic alcohols and their derivatives	0	0	0
Salt (including table salt and desalted)	0	0	0
Carbonates, peroxocarbonates	0	0	0
Malted beer, packaged	0	0	0

Goods	Loaded	Unloaded	Total
Onions, shallots, garlic, leeks	0	0	0
Packaged hydraulic cements	0	0	0
Barley	0	0	0
Ketones and quinones	0	0	0
Bulk hydraulic cements	0	0	0
Waste and scrap (scrap)	0	0	0
Prepared or preserved tomatoes	0	0	0
Press cakes and other solid residues from the e	0	0	0
Fresh or chilled tomatoes	0	0	0
Crustaceans, even peeled, live	0	0	0
Passage	0	0	0
Other vegetables, including wild ones	0	0	0
Other fats and vegetable oils	0	0	0
Other slag and ash	0	0	0
Other prepared or preserved vegetables	0	0	0
Unspecified food preparations	0	0	0
Flat-rolled iron or steel products	0	0	0
Fresh apples	0	0	0
Raw coniferous wood	0	0	0
Corn	0	0	0
Raw eucalyptus wood	0	0	0

Goods	Loaded	Unloaded	Total
Plant materials, waste, residues	0	0	0
Eggs of birds without shell (eggshell)	0	0	0
Coal, briquettes, ovoids, fuel	0	0	0
Soybean oil and its fractions in bulk	0	0	0
Sunflower, safflower, or cottonseed oils	0	0	0
Oils and other distillation products	0	0	0
Palm oil and its fractions, bulk	0	0	0
Asphalt mixtures based on asphalt	0	0	0
Fresh melons, watermelons, and papayas	0	0	0
Nitrites, nitrates, except strontium	0	0	0
Ethers, ether-alcohols, ether-phenols	0	0	0
Sodium hydroxide (caustic soda)	0	0	0
Cyclic hydrocarbons	0	0	0
Granulated slag (slag sand)	0	0	0
Bananas (bananas), including plantains	0	0	0
Mineral or chemical fertilizers	0	0	0
Nitrogenous mineral or chemical fertilizers	0	0	0
Copper ores and concentrates	0	0	0
Petroleum gas and other hydrocarbons	0	0	0
Gasoline and refined petroleum	0	0	0

Goods	Loaded	Unloaded	Total
Natural gas	0	0	0
Phosphorus pentoxide, phosphoric acid	0	0	0
Iron or steel profiles not alloyed	0	0	0
Wood, sawdust, waste	0	0	0
Fruits or other fruits and other parts	0	0	0
Fruit or other fruit juices	0	0	0
Urea	0	0	0
Wheat and meslin	0	0	0
Fresh or dried citrus fruits	0	0	0
	0	222	222
Total	63,435	66,923	130,358

4.5 Supplies

Supplies	Tons
Liquid fuels	136,491
Water	29,465
Ice	0
Provisions	0
Others	3,794
Total	169,749

4.6 Fish caught

Types	Weight (kg)	Value in first sale (euros)
Mollusks	55,883.75	503,958.68
Total	55,883.75	503,958.68
Crustaceans	55,718.24	559,827.99
Total	55,718.24	559,827.99
Fish	50,395.00	232,976.87
Total	50,395.00	232,976.87
Total fish captures	161,996.99	1,296,763.54

4.7 Container traffic

4.7.1 20-foot containers

		Domestic		Foreign		Total	
		Number	Tons	Number	Tons	Number	Tons
Loaded	Full	4,003	92,115	790	21,669	4,793	113,784
	Empty	426	934	302	644	728	1,578
	Total	4,429	93,049	1,092	22,313	5,521	115,362
Unloaded	Full	828	18,600	685	18,423	1,513	37,023
	Empty	3,611	7,695	289	638	3,900	8,333
	Total	4,439	26,295	974	19,061	5,413	45,357
Total	8,868	119,344	2,066	41,374	10,934	160,719	

4.7.2 Containers over 20 foot

		Domestic		Foreign		Total	
		Number	Tons	Number	Tons	Number	Tons
Loaded	Full	14,318	269,095	4,242	104,778	18,560	373,873
	Empty	494	2,258	23	106	517	2,364
	Total	14,812	271,353	4,265	104,884	19,077	376,237
Unloaded	Full	2,846	47,311	215	6,364	3,061	53,675
	Empty	14,999	62,549	858	3,903	15,857	66,453
	Total	17,845	109,860	1,073	10,268	18,918	120,128
Total	32,657	381,213	5,338	115,152	37,995	496,365	

4.7.3 Total containers of 20 foot or more

		Domestic		Foreign		Total	
		Number	Tons	Number	Tons	Number	Tons
Loaded	Full	18,321	361,210	5,032	126,447	23,353	487,657
	Empty	920	3,192	325	750	1,245	3,942
	Total	19,241	364,402	5,357	127,197	24,598	491,599
Unloaded	Full	3,674	65,911	900	24,787	4,574	90,698
	Empty	18,610	70,244	1,147	4,542	19,757	74,786
	Total	22,284	136,155	2,047	29,115	24,331	165,484
Total		41,525	500,557	7,404	156,312	48,929	657,083

4.7.4 20-foot or larger containers in transit

		Domestic		Foreign		Total	
		Number	Tons	Number	Tons	Number	Tons
Loaded	Full	1,346	29,135	222	5,893	1,568	35,027
	Empty	0	0	0	0	0	0
	Total	1,346	29,135	222	5,893	1,568	35,027
Unloaded	Full	1,357	29,455	221	5,869	1,578	35,325
	Empty	0	0	0	0	0	0
	Total	1,357	29,455	221	5,869	1,578	35,325
Total		2,703	58,590	443	11,762	3,146	70,352

4.7.5 Total 20-foot equivalent unit (TEUS) containers

		Domestic		Foreign		Total	
		Number	Tons	Number	Tons	Number	Tons
Loaded	Full	33,396	361,210	9,427	126,447	42,823	487,657
	Empty	1,465	3,192	348	750	1,813	3,942
	Total	34,861	364,402	9,776	127,197	44,636	491,599
Unloaded	Full	6,625	65,911	1,125	24,787	7,749	90,698
	Empty	34,412	70,244	2,005	4,542	36,417	74,786
	Total	41,036	136,155	3,130	29,329	44,166	165,484
Total		75,897	500,557	12,905	156,526	88,802	657,083

4.7.6 20-foot equivalent unit (TEUS) containers in transit

		Domestic		Foreign		Total	
		Number	Tons	Number	Tons	Number	Tons
Loaded	Full	2,254	29,135	238	5,893	2,492	35,027
	Empty	0	0	0	0	0	0
	Total	2,254	29,135	238	5,893	2,492	35,027
Unloaded	Full	2,272	29,455	237	5,869	2,509	35,324
	Empty	0	0	0	0	0	0
	Total	2,272	29,455	237	5,869	2,509	35,325
Total		4,525	58,590	475	11,762	5,000	70,352

4.7.7 Freight transported in containers classified by their nature

Goods	Domestic			Foreign			Total		
	Loaded	Unloaded	Total	Loaded	Unloaded	Total	Loaded	Unloaded	Total
1 Crude oil	0	0	0	0	0	0	0	0	0
2 Fuel oil	401	112	513	0	0	0	401	112	513
3 Gas oil	0	0	0	0	0	0	0	0	0
4 Petrol	153	0	153	0	0	0	153	0	153
6 Other petroleum products	874	72	946	0	0	0	874	72	946
7 Energetic petroleum gases	393	0	393	0	0	0	393	0	393
12 Steam coal and petroleum coke	395	0	395	25	0	25	420	0	420
35 Natural gas and other gases	295	0	295	0	0	0	295	0	295
51 Biofuel	22,362	1,528	23,890	8,280	0	8,280	30,642	1,528	32,170
Total	24,873	1,712	26,585	8,305	0	8,305	33,178	1,712	34,890
8 Iron ore	0	0	0	0	0	0	0	0	0
10 Other mineral ores	3	19	22	0	10,435	10,435	3	10,455	10,457
11 Scrap iron	0	9,296	9,296	0	0	0	0	9,296	9,296
13 Iron products	13,242	734	13,977	0	1,284	1,284	13,242	2,018	15,261
36 Other metallurgic products	268	14	281	0	24	24	268	38	305
Total	13,513	10,064	23,577	0	11,743	11,743	13,513	21,807	35,320
25 Salt	1,111	682	1,794	0	0	0	1,111	682	1,794
52 Other non-metallic minerals	2,573	1,939	4,512	2,512	593	3,105	5,085	2,532	7,617
Total	3,684	2,621	6,305	2,512	593	3,105	6,197	3,214	9,410

Goods	Domestic			Foreign			Total				
	Loaded	Unloaded	Total	Loaded	Unloaded	Total	Loaded	Unloaded	Total		
Fertilizers	14	Phosphates	0	0	0	0	0	0	0	0	
	15	Potash	0	0	0	0	0	0	0	0	
	16	Natural and artificial fertilizers	760	359	1,120	1,803	3,935	5,737	2,563	4,294	6,857
	Total		760	359	1,120	1,803	3,935	5,737	2,563	4,294	6,857
Chemical Products	17	Chemical products	22,870	1,520	24,390	4,116	1,151	5,266	26,986	2,671	29,656
		Total	22,870	1,520	24,390	4,116	1,151	5,266	26,986	2,671	29,656
Construction materials	5	Asphalt	111	3,976	4,087	0	0	0	111	3,976	4,087
	18	Cement and clinker	10,832	0	10,832	0	0	0	10,832	0	10,832
	20	Manufactured building materials	16,113	3,863	19,977	4,391	4,441	8,833	20,505	8,305	28,810
	Total	27,056	7,839	34,896	4,391	4,441	8,833	31,448	12,281	43,729	
Stock Breeding and Feeding Products	21	Cereals and their flours	7,930	59	7,989	1,369	0	1,369	9,299	59	9,358
	22	Soybean	0	0	0	0	0	0	0	0	0
	23	Fruits and vegetables	3,496	62	3,558	4,715	63	4,777	8,211	125	8,335
	24	Wines,drinks and spirits	69,437	1,573	71,010	68,234	0	68,234	137,671	1,573	139,244
	27	Tinned food	2,913	333	3,246	1,952	0	1,952	4,865	333	5,198
	28	Tobacco, cocoa, coffee and spices	843	102	945	1,064	0	1,064	1,907	102	2,009
	29	Oils and greases	6,690	220	6,910	1,011	0	1,011	7,702	220	7,921
	30	Other foods	21,237	408	21,644	194	0	194	21,431	408	21,838
	33	Chilled or frozen fish	60	70	130	0	0	0	60	70	130
37	Animal feed and fodder	32,229	9,522	41,752	1,721	0	1,721	33,950	9,522	43,473	
	Total	144,836	12,348	157,184	80,261	63	80,323	225,097	12,411	237,507	

Goods		Domestic			Foreign			Total			
		Loaded	Unloaded	Total	Loaded	Unloaded	Total	Loaded	Unloaded	Total	
Other goods	19	Wood and cork	723	49	772	1	234	235	724	283	1,008
	26	Paper and pulp	910	175	1,086	0	0	0	910	175	1,086
	31	Machinery, tools and spares	7,004	4,825	11,829	323	1	323	7,327	4,825	12,152
	34	Other goods	44,948	10,396	55,344	3,292	136	3,428	48,240	10,532	58,772
Total		53,586	15,445	69,032	3,616	371	3,987	57,202	15,816	73,018	
Vehicles and transport elements	32	Vehicles and their parts	2,944	92	3,036	77	77	154	3,021	169	3,190
	38	Ro-Ro traffic tare weights	0	0	0	0	0	0	0	0	0
	39	Containers tare	70,280	84,154	154,433	22,117	6,956	29,073	92,397	91,110	183,506
Total		73,224	84,245	157,469	22,194	7,033	29,227	95,418	91,278	186,696	
Total		364,402	136,155	500,557	127,197	29,329	156,526	491,599	165,484	657,083	

4.8 General summary of maritime traffic

4.8.1 General table no. 1

Item	Tons	
	Partial	Total
Liquid bulks	Oil products	15,044,467
	Natural gas	3,120,541
	Other liquid	4,490,150
	Total	22,655,157
Dry bulks		5,671,421
	Total	5,671,421
General cargo		1,459,115
	Total	1,459,115
Local traffic		130,358
	Total	130,358
Supplies	Oil products	136,491
	Rest	33,259
	Total	169,749
Fresh fish		162
	Total	162
Total	30,085,963	30,085,963

4.8.2 General table no. 2 (included in internal traffic, provisions and fresh fish)

Item	Tons
Goods loaded	11,080,961
Goods unloaded	19,005,002
Goods transhipped	0
Total	30,085,963

4.8.3 General table no. 3

Items		Tons partials	Tons total
Foreign trade	Import	Liquid bulks	13,054,045
		Solid bulks	3,491,346
		General cargo	137,696
		Total	16,683,087
	Export	Liquid bulks	4,148,069
		Solid bulks	1,587,482
		General cargo	187,535
		Total	5,923,086
	Total	22,606,174	
	Domestic trade	4,378,134	
Total	4,378,134		
Goods in transit	2,374,062		
Total	2,374,062		
Goods transhipment	0		
Total	0		
Equipments tares	427,324		
Total	427,324		
Fresh fish, supplies and local traffic	300,269		
Total	300,269		
Total	30,085,963		

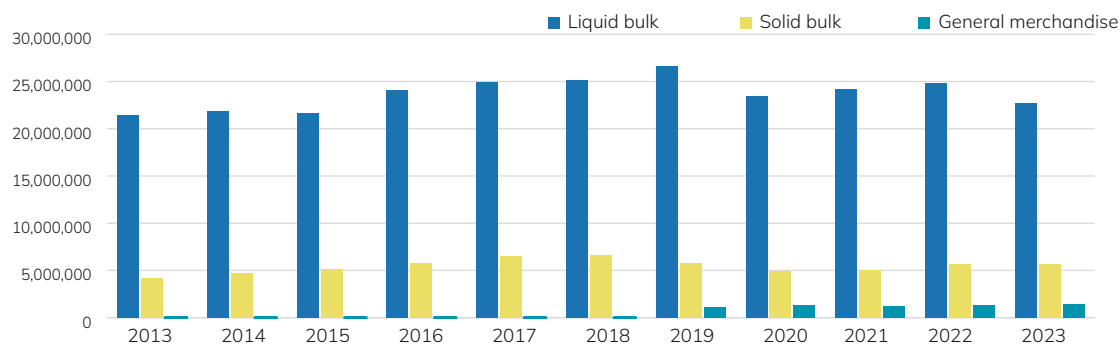
4.9 Land traffic

Transport system used for hinterland connections from or to port area	Loaded on vessel	Unloaded from vessel	Total
Railway	106,557	242,148	348,705
Road	2,742,153	3,904,406	6,646,559
Pipe	6,846,468	13,555,931	20,402,399
Other	0	0	0
Without land transport	1,152,597	1,235,433	2,388,030
Total freight by transport	10,847,776	18,937,918	29,785,694
Fresh Fish, Supplies & Local Traffic	233,185	67,085	300,269
Total	11,080,961	19,002,024	30,085,963

4.10 Graphs and historical series

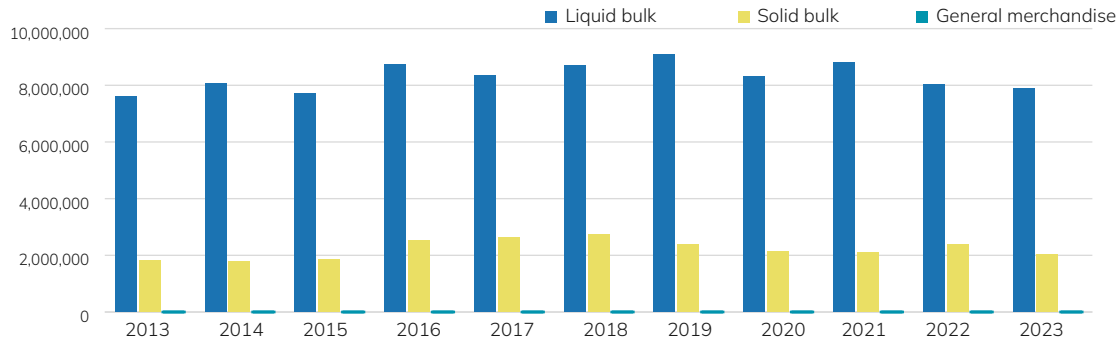
4.10.1 Freight traffic (Tonnes)

Item	2013	2014	2015	2016	2017	2018	2019	2020	2021	2022	2023
Liquid bulk	21,488,718	21,863,372	21,598,676	24,136,062	24,904,547	25,119,931	26,675,733	23,486,206	24,181,628	24,871,239	22,655,157
Solid bulk	4,145,909	4,662,814	5,137,350	5,759,383	6,487,378	6,662,399	5,755,664	4,886,834	5,029,739	5,711,606	5,671,421
General merchandise	734,876	719,894	480,024	485,784	785,447	984,754	1,145,359	1,299,903	1,190,359	1,296,694	1,459,115
Total	26,369,503	27,246,080	27,216,051	30,381,229	32,177,372	32,767,084	33,576,756	29,672,943	30,401,726	31,879,539	29,785,693
Fishing	2,257	2,374	2,294	2,032	2,010	1,903	208	162	178	172	162
Supplies	128,526	140,882	140,844	142,844	147,574	184,903	216,606	156,752	210,753	179,212	169,749
Internal traffic	7,000	54,503	16,246	31,067	5,616	12,974	20,156	89,363	73,337	86,740	130,358
Total port traffic	26,507,286	27,443,839	27,375,435	30,557,172	32,332,572	32,966,864	33,813,726	29,919,220	30,685,994	32,145,663	30,085,963



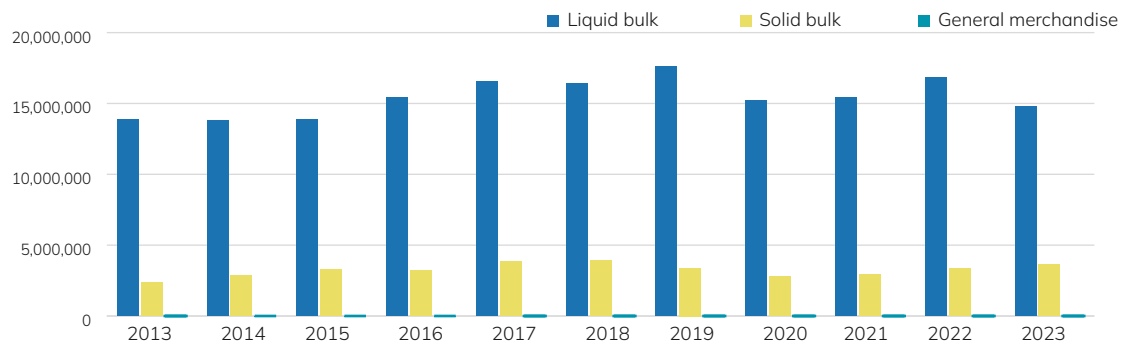
4.10.2 Loading of freight (Tonnes)

Item	2013	2014	2015	2016	2017	2018	2019	2020	2021	2022	2023
Liquid bulk	7,589,102	8,080,096	7,707,708	8,716,688	8,343,044	8,711,537	9,071,493	8,302,516	8,794,547	8,032,983	7,886,850
Solid bulk	1,802,150	1,788,374	1,862,907	2,520,384	2,630,859	2,727,449	2,368,016	2,129,739	2,084,791	2,386,626	2,013,490
General merchandise	394,193	635,940	402,904	411,272	617,926	796,030	910,027	946,140	875,845	884,106	947,436
Total	9,985,445	10,504,410	9,973,520	11,648,345	11,591,829	12,235,016	12,349,536	11,378,395	11,755,183	11,303,715	10,847,776



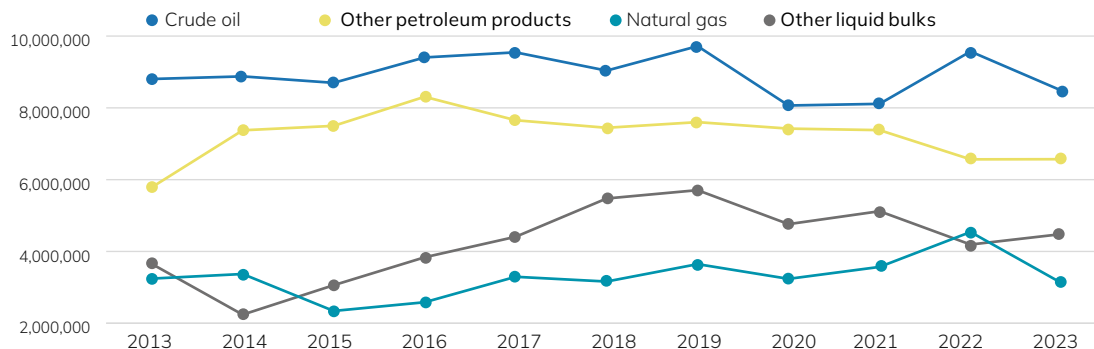
4.10.3 Unloading of freight (Tonnes)

Item	2013	2014	2015	2016	2017	2018	2019	2020	2021	2022	2023
Liquid bulk	13,899,616	13,783,276	13,890,968	15,419,374	16,558,448	16,408,394	17,604,240	15,183,691	15,387,081	16,838,257	14,768,308
Solid bulk	2,343,760	2,874,440	3,274,443	3,238,999	3,856,519	3,934,950	3,387,648	2,757,094	2,944,948	3,324,980	3,657,931
General merchandise	140,683	83,953	77,120	74,511	167,521	188,724	235,332	353,762	314,514	412,588	511,679
Total	16,384,058	16,741,670	17,242,531	18,732,884	20,582,488	20,532,067	21,227,220	18,294,547	18,646,543	20,575,825	18,937,917



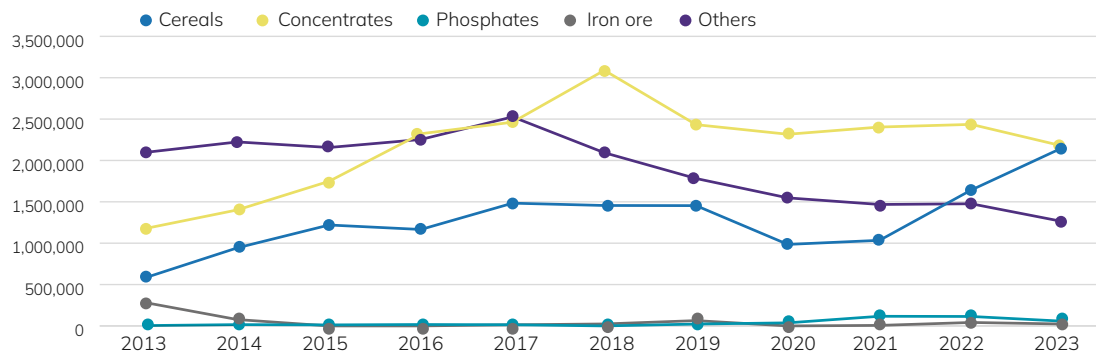
4.10.4 Liquid bulk (Tonnes)

Item	2013	2014	2015	2016	2017	2018	2019	2020	2021	2022	2023
Crude oil	8,804,254	8,876,905	8,697,291	9,404,839	9,546,506	9,037,649	9,719,012	8,066,009	8,111,689	9,571,061	8,480,711
Other petroleum products	5,786,403	7,374,881	7,498,643	8,308,769	7,655,353	7,445,026	7,602,519	7,422,112	7,379,968	6,565,878	6,569,944
Natural gas	3,243,803	3,371,844	2,342,717	2,584,973	3,294,070	3,162,051	3,646,593	3,236,807	3,569,190	4,541,828	3,120,835
Other liquid bulks	3,654,257	2,239,741	3,060,025	3,837,481	4,408,620	5,475,204	5,707,609	4,761,278	5,120,781	4,192,472	4,483,667
Total	21,488,718	21,863,372	21,598,676	24,136,062	24,904,547	25,119,930	26,675,733	23,486,206	24,181,628	24,871,239	22,655,157



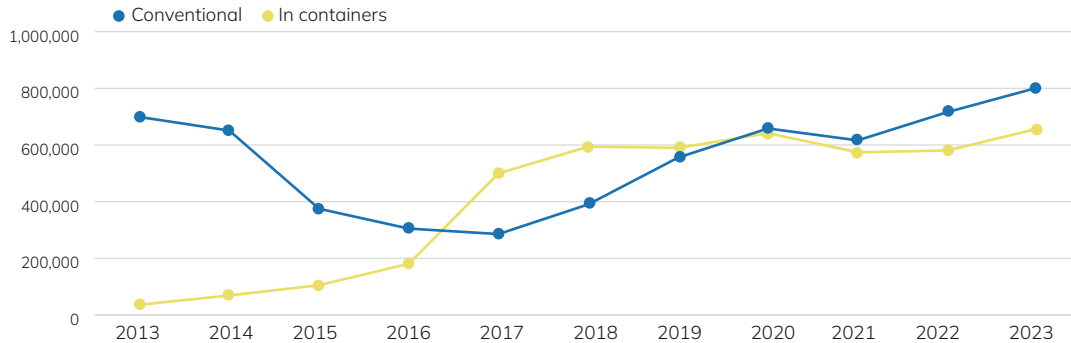
4.10.5 Solid bulk (Tonnes)

Item	2013	2014	2015	2016	2017	2018	2019	2020	2021	2022	2023
Cereals	584,073	944,029	1,219,839	1,165,837	1,483,717	1,455,740	1,454,037	985,275	1,034,791	1,642,978	2,156,946
Concentrates	1,178,079	1,402,186	1,748,276	2,322,910	2,462,704	3,089,368	2,432,608	2,316,548	2,403,872	2,435,981	2,173,450
Phosphates	4,447	15,853	12,572	17,098	14,285	0	22,820	37,276	116,639	114,330	57,134
Iron ore	281,464	77,009	0	0	13,490	23,925	64,407	0	6,470	41,908	23,148
Others	2,097,846	2,223,737	2,156,663	2,253,538	2,526,672	2,093,366	1,781,792	1,547,735	1,467,967	1,476,408	1,260,743
Total	4,145,909	4,662,814	5,137,350	5,759,383	6,487,378	6,662,399	5,755,664	4,886,834	5,029,739	5,711,605	5,671,421



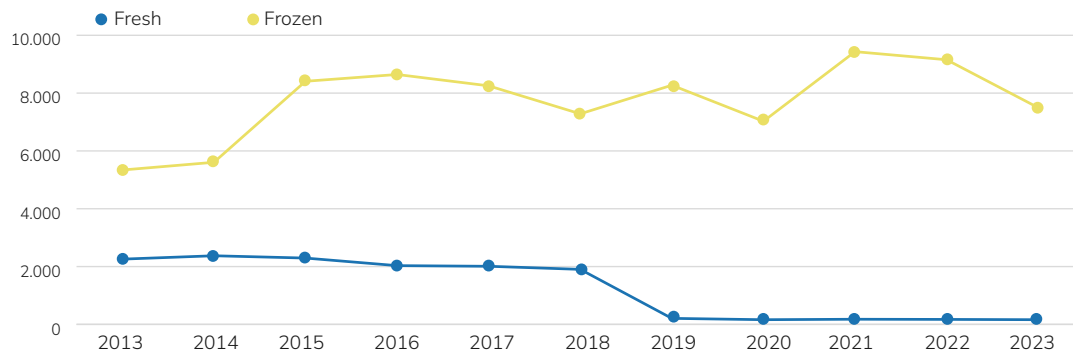
4.10.6 General freight (Tonnes)

Item	2013	2014	2015	2016	2017	2018	2019	2020	2021	2022	2023	
General freight	Conventional	698,824	650,827	374,840	304,911	285,627	390,541	555,580	658,209	616,246	716,030	802,032
	In containers	36,052	69,067	105,184	180,873	499,820	594,212	589,779	641,694	574,113	580,665	657,083
	Total	734,876	719,894	480,024	485,784	785,447	984,753	1,145,359	1,299,903	1,190,359	1,296,695	1,459,115



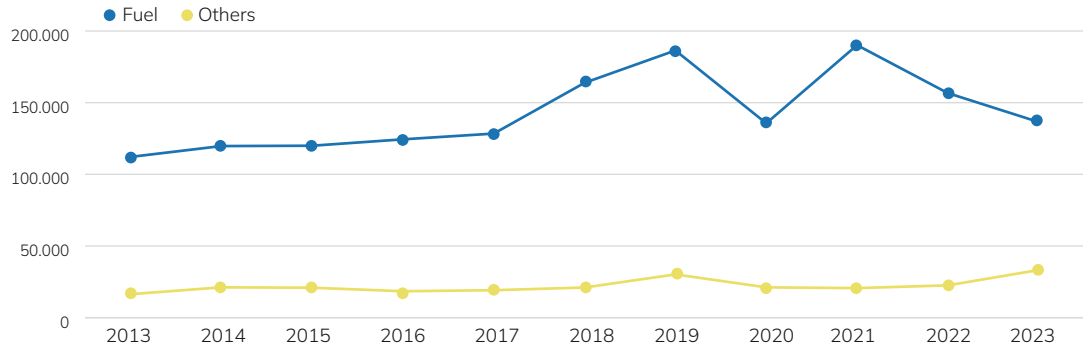
4.10.7 Fishing (Tonnes)

Item	2013	2014	2015	2016	2017	2018	2019	2020	2021	2022	2023
Fresh	2,257	2,374	2,294	2,032	2,010	1,903	208	162	178	172	162
Frozen	5,340	5,607	8,409	8,644	8,252	7,283	8,273	7,027	9,434	9,154	7,497
Total	7,597	7,981	10,703	10,676	10,262	9,186	8,481	7,189	9,612	9,326	7,659



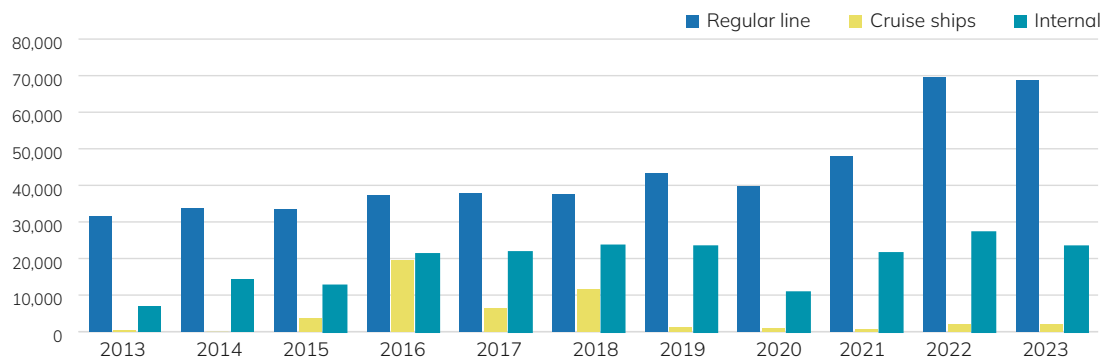
4.10.8 Supplies (Tonnes)

Item		2013	2014	2015	2016	2017	2018	2019	2020	2021	2022	2023
Supplies	Fuel	112,156	119,722	119,958	124,420	128,427	163,869	186,428	135,613	190,134	156,675	136,491
	Others	16,370	21,160	20,886	18,424	19,147	21,034	30,178	21,139	20,618	22,537	33,259
	Total	128,526	140,882	140,844	142,844	147,574	184,903	216,606	156,752	210,752	179,212	169,750



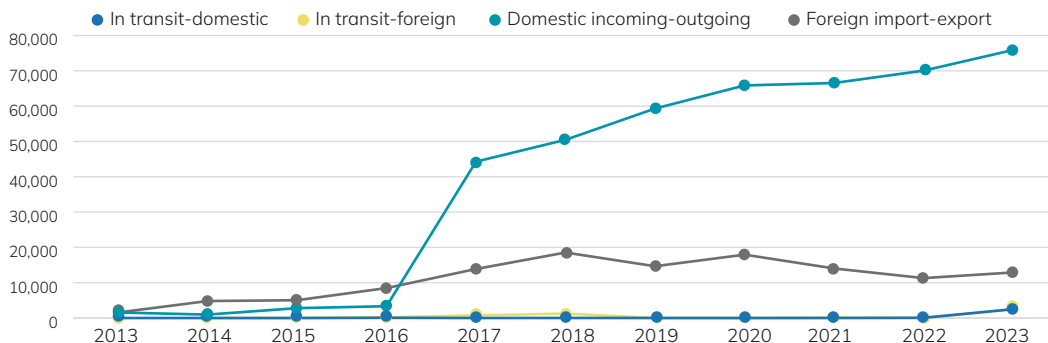
4.10.9 Passengers

Items	2013	2014	2015	2016	2017	2018	2019	2020	2021	2022	2023
Regular line	31,512	33,635	33,460	37,287	37,758	37,505	43,244	39,911	48,108	69,665	68,831
Cruise ships	294	0	3,730	19,573	6,359	11,533	1,357	934	584	1,956	2,024
Internal	6,904	14,327	12,507	21,116	21,647	23,445	23,226	10,655	21,383	27,068	23,214
Total	38,710	47,962	49,697	77,976	65,764	72,483	67,827	51,500	70,075	98,689	94,069



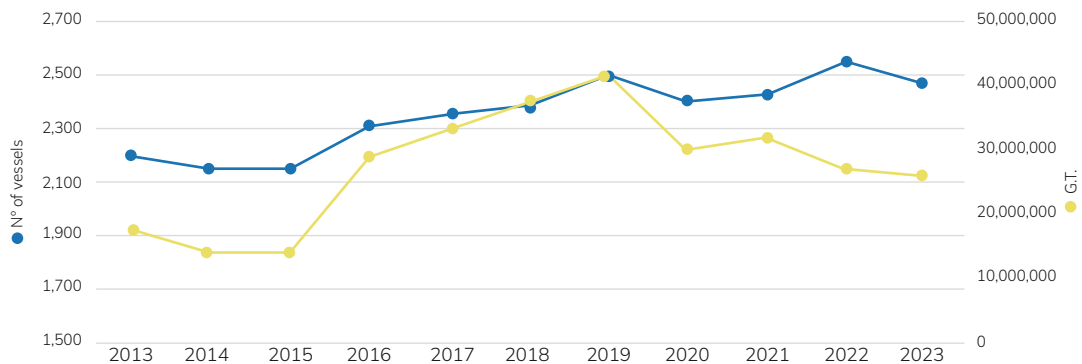
4.10.10 Containers

Item	2013	2014	2015	2016	2017	2018	2019	2020	2021	2022	2023
In transit-domestic	-	-	-	56	-	16	4	0	6	60	2,492
In transit-foreign	-	-	-	198	750	1,256	4	0	112	4	2,509
Domestic incoming-outgoing	1,561	967	2,792	3,342	44,283	50,470	59,317	65,863	66,551	70,046	75,897
Foreign import-export	1,555	4,807	5,042	8,480	13,883	18,546	14,661	17,939	14,038	11,297	12,905
Total	3,116	5,774	7,834	11,822	58,916	70,288	73,986	83,802	80,707	81,407	93,803



4.10.11 Vessels

Item	2013	2014	2015	2016	2017	2018	2019	2020	2021	2022	2023
G.T.	28,912,000	27,046,208	27,016,518	33,453,338	35,441,146	36,843,807	41,533,238	37,516,958	38,521,089	43,390,353	40,292,269
N.º of vessels	1,919	1,834	1,839	2,191	2,291	2,396	2,491	2,216	2,265	2,153	2,112



4.10.12 Historical evolution of traffic

	Loading	Unloading	Total
1906	2,317,818	228,816	2,546,634
1907	2,540,138	238,483	2,778,621
1908	2,579,431	299,646	2,879,077
1909	2,422,416	305,898	2,728,314
1910	2,604,468	324,046	2,928,514
1911	3,127,562	358,078	3,485,640
1912	3,214,333	365,440	3,579,773
1913	3,112,345	360,302	3,472,647
1914	2,689,974	347,255	3,037,229
1915	2,243,399	288,981	2,532,380
1916	2,736,190	339,391	3,075,581
1917	2,161,366	322,696	2,484,062
1918	1,226,633	186,283	1,412,916
1919	905,838	196,598	1,102,436
1920	1,661,569	205,940	1,867,509
1921	1,491,916	231,097	1,723,013
1922	2,088,024	241,587	2,329,611
1923	1,913,412	244,686	2,158,098
1924	2,320,751	258,431	2,579,182
1925	2,284,578	292,530	2,577,108
1926	2,233,315	233,280	2,466,595

	Loading	Unloading	Total
1927	2,478,612	296,847	2,775,459
1928	2,929,038	272,059	3,201,097
1929	3,164,120	312,712	3,476,832
1930	3,040,881	318,193	3,359,074
1931	2,010,641	218,538	2,229,179
1932	1,839,245	149,396	1,988,641
1933	2,044,807	199,677	2,244,484
1934	2,170,497	199,446	2,369,943
1935	2,158,109	202,067	2,360,176
1936	1,917,566	140,689	2,058,255
1937	2,341,329	178,667	2,519,996
1938	2,260,050	179,883	2,439,933
1939	1,613,395	208,547	1,821,942
1940	1,023,501	204,727	1,228,228
1941	612,176	274,093	886,269
1942	546,170	255,485	801,655
1943	502,918	268,934	771,852
1944	515,891	292,484	808,375
1945	742,914	217,251	960,165
1946	854,203	168,155	1,022,358
1947	1,199,734	182,613	1,382,347

	Loading	Unloading	Total
1948	1,387,537	235,229	1,622,766
1949	1,399,470	224,003	1,623,473
1950	1,548,042	215,926	1,763,968
1951	1,981,404	212,315	2,193,719
1952	2,090,472	286,763	2,377,235
1953	1,624,546	283,965	1,908,511
1954	2,019,934	310,106	2,330,040
1955	2,107,994	300,851	2,408,845
1956	2,168,188	310,483	2,478,671
1957	2,258,189	325,679	2,583,868
1958	2,050,801	751,819	2,802,620
1959	2,238,953	844,054	3,083,007
1960	2,735,354	2,719,570	5,454,924
1961	2,527,281	2,400,797	4,928,078
1962	2,191,918	511,020	2,702,938
1963	2,044,534	520,465	2,564,999
1964	2,352,655	722,869	3,075,524
1965	2,404,309	863,231	3,267,540
1966	2,218,644	628,353	2,846,997
1967	2,821,195	1,835,639	4,656,834
1968	4,112,876	2,512,845	6,625,721

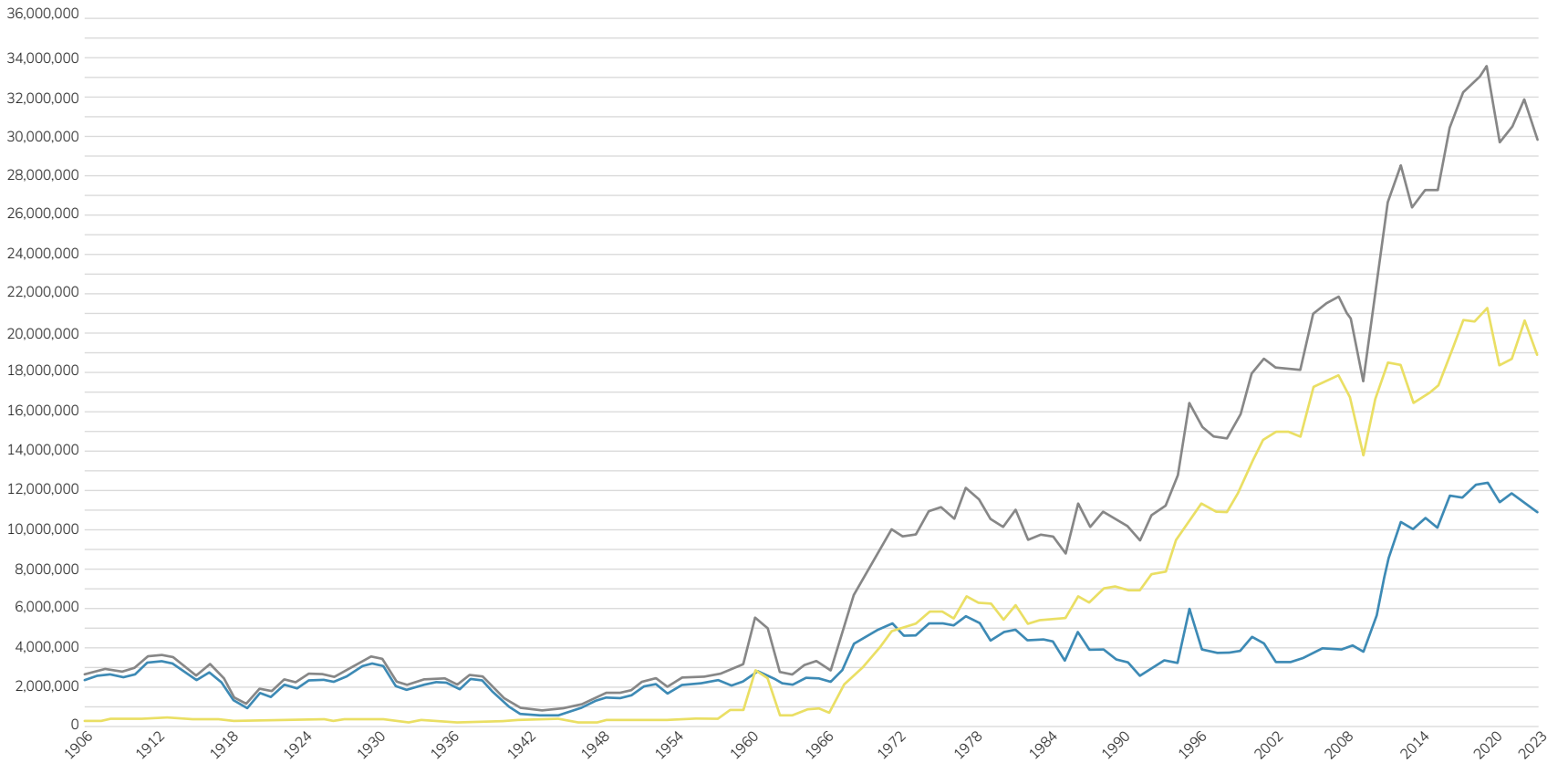
	Loading	Unloading	Total
1969	4,515,724	3,150,418	7,666,142
1970	4,919,684	3,947,269	8,866,953
1971	5,172,064	4,793,535	9,965,599
1972	4,587,721	5,008,209	9,595,930
1973	4,548,356	5,170,413	9,718,769
1974	5,163,782	5,754,096	10,917,878
1975	5,261,941	5,810,699	11,072,640
1976	5,115,254	5,431,747	10,547,001
1977	5,534,398	6,522,532	12,056,930
1978	5,231,982	6,254,944	11,486,926
1979	4,290,474	6,194,809	10,485,283
1980	4,694,607	5,383,289	10,077,896
1981	4,826,602	6,111,955	10,938,557
1982	4,295,594	5,164,488	9,460,082
1983	4,338,156	5,348,147	9,686,303
1984	4,241,004	5,362,388	9,603,392
1985	3,292,534	5,458,477	8,751,011
1986	4,687,984	6,532,923	11,220,907
1987	3,865,666	6,240,025	10,105,691
1988	3,949,018	6,912,239	10,861,257
1989	3,437,320	7,043,239	10,480,559

	Loading	Unloading	Total
1990	3,198,549	6,905,616	10,104,165
1991	2,539,749	6,867,302	9,407,051
1992	2,966,581	7,702,971	10,669,552
1993	3,327,083	7,808,627	11,135,710
1994	3,139,876	9,518,760	12,658,636
1995	5,949,307	10,414,518	16,363,825
1996	3,846,330	11,307,771	15,154,101
1997	3,745,083	10,940,902	14,685,985
1998	3,674,992	10,862,341	14,537,333
1999	3,776,835	11,915,914	15,692,749
2000	4,488,413	13,382,100	17,870,513
2001	4,151,251	14,512,151	18,663,402
2002	3,244,488	14,926,214	18,170,702
2003	3,176,563	14,913,309	18,089,872
2004	3,386,398	14,686,969	18,073,367
2005	3,703,464	17,201,416	20,904,880
2006	3,941,040	17,518,867	21,459,907

	Loading	Unloading	Total
2007	3,905,114	17,873,885	21,778,999
2008	3,983,872	16,633,412	20,617,284
2009	3,782,023	13,743,511	17,525,534
2010	5,384,347	16,644,509	22,028,856
2011	8,129,653	18,457,860	26,587,513
2012	10,200,850	18,305,454	28,506,304
2013	9,985,445	16,384,058	26,369,503
2014	10,504,410	16,741,670	27,246,080
2015	9,973,520	17,242,531	27,216,051
2016	11,648,345	18,732,884	30,381,229
2017	11,591,829	20,582,488	32,174,317
2018	12,235,016	20,532,067	32,767,083
2019	12,349,536	21,227,220	33,576,756
2020	11,378,395	18,294,547	29,672,942
2021	11,755,183	18,646,543	30,401,726
2022	11,303,715	20,575,825	31,879,539
2023	10,847,776	18,937,917	29,785,693

Evolution of traffic (Tonnes)

— Loading — Unloading — Total



05 USE OF THE PORT

5.1 Use of quays

Quay or berth		Loading	Unloading	Transit	Local traffic	Total
H-0010-Levante comercial	General freight	1,106	2,855			3,962
	General freight	0				0
H-0015-Oil Tankers	Liquids bulk	3,978,436	252,533		23,232	4,254,201
	General freight	40,514				40,514
H-0020-Ores	Solids bulk	56,009	1,060,332	2,550		1,118,891
	Liquids bulk	2,988				2,988
H-0025-Ingeniero Juan Gonzalo	General freight	32,661	76,199	9,194		118,054
	Solids bulk	637,724	1,726,019	29,300		2,393,044
	Liquids bulk	47,809				47,809
H-0027-Ciudad de Palos	General freight	16,006	40,173			56,179
	Solids bulk	316,030	772,042	21,050		1,109,122
	Liquids bulk	5,300				5,300
H-0033-Impala Terminals	Solids bulk	880,542		169,743		1,050,285
H-0057-Atlantic Copper Sur TNP-1	Liquids bulk	603,849				603,849

Quay or berth		Loading	Unloading	Transit	Local traffic	Total
H-0060-South Quay	General freight	816,664	352,316	68,622	222	1,237,824
	Solids bulk	470				470
H-0062-Enagás Jetty	Liquids bulk	72,698	3,047,843			3,120,541
H-0065-Phosphoric Acid Jetty	Liquids bulk		11,017			11,017
H-0070-Fertilizers Jetty	Liquids bulk	85,187				85,187
H-0075-Atlantic Copper TNP-2	Liquids bulk	136,320				136,320
H-0085-Fertinagro Jetty - South	Liquids bulk		176,389			176,389
H-0090-Reina Sofía	Liquids bulk	1,515,089	1,024,025		65,001	2,604,115
H-0092-Decal Jetty	General freight	3,015	25,240	17,940		46,195
	Solids bulk		28,964			28,964
	Liquids bulk	475,747	674,217	1,991,949	41,903	3,183,815
H-0095-Crude oil single buoy	Liquids bulk		8,478,594			8,478,594
Total		9,724,162	17,748,759	2,310,348	130,358	29,913,627

5.2 Docks

Number of vessels docked	1,398
G.T. of vessels docked	25,519,617
G.T. per days docked	47,609,849

5.3 Anchoring

Number of vessels anchored	13
G.T. of vessels anchored	943,496
G.T. per days of vessels anchored	1,217,037

5.4 Berths

Number of vessels berthed	2,278
Linear metres of berthing (sum of lengths)	328,057
Linear metres per days berthed	626,271

5.5 Surface occupation (no data)

Areas	Uncovered (m ² /day)	Covered and open (m ² /day)	Closed (m ² /day)	Total (m ² /day)
Docks area	-	-	-	-
Other areas	-	-	-	-
Total	-	-	-	-

5.6 Ground mechanical means (no data)

5.6.1 Cranes

Crane type	With hook		With clamshell bucket		Total	
	Hours	Tonnes	Hours	Tonnes	Hours	Tonnes
Service cranes						
Up to 6 tonnes	-	-	-	-	-	-
Between 7 and 12 tonnes	-	-	-	-	-	-
Between 13 and 16 tonnes	-	-	-	-	-	-
Over 16 tonnes	-	-	-	-	-	-
Total service cranes	-	-	-	-	-	-
Private cranes						
Up to 6 tonnes	-	-	-	-	-	-
Between 7 and 12 tonnes	-	-	-	-	-	-
Between 13 and 16 tonnes	-	-	-	-	-	-
Over 16 tonnes	-	-	-	-	-	-
Total private cranes	-	-	-	-	-	-

5.6.2 Special installations (mobile cranes)

Installation and owner	Hours	Tonnes
Gottwald HMK 330 Servimad mobile crane - Ingeniero Juan Gonzalo Quay	822.00	536,923
Gottwald HMK 360 Ership mobile crane - Ingeniero Juan Gonzalo Quay	889.34	495,361
Gottwald GHMK 6507B Ership mobile crane - Ingeniero Juan Gonzalo Quay	1,264.67	704,421
Gottwald HMK 6407B Ership mobile crane - Ingeniero Juan Gonzalo Quay	1,169.00	651,130
Liebherr LHM 400 Algeposa mobile crane - Ingeniero Juan Gonzalo Quay	694.00	328,956
Liebherr LHM 500 Algeposa mobile crane - Ingeniero Juan Gonzalo Quay	1,520.00	720,480
Liebherr LHM 600 Algeposa mobile crane - Ingeniero Juan Gonzalo Quay	1,658.00	785,892
Liebher LHM 400 Berge mobile crane - Ingeniero Juan Gonzalo Quay	525.00	258,825
Liebher LHM 400 Berge mobile crane - Ingeniero Juan Gonzalo Quay	359.00	176,987
Liebher LHM 500 Berge mobile crane - Ingeniero Juan Gonzalo Quay	1,370.00	1,730,092
Total	10,271.01	6,389,067.00

5.7 Fork lifts

N.º of hours	5,326
--------------	-------

5.9 Loaders

N.º of hours	27,972
--------------	--------

5.11 Wagons

Net Tonnes Towed-Pushed	531,105
-------------------------	---------

5.14 Floating cranes

Not applicable.

5.8 Conveyor belts

N.º of hours	721
--------------	-----

5.10 Manoeuvring traction

Nº of circulations RFAPH	1,516
--------------------------	-------

5.13 Weighbridges

	Ingeniero Juan Gonzalo Quay Weighbridge	South Quay Weighbridge	FF.CC. Weighbridge
Total tares	15,280	281	-
Total gross	49,737	281	-

5.15 Tugs

Nº. of services	Nº. of hours
2,457	5,513.5

5.16 Slipways*

Nº. of slipways	Tonnes pulled up slipways**
2	790

* The only existing slipways are in the shipyards.

** Sum of the GT of the vessels.



6.1 Investments in progress or finished in 2023

Investments in progress or finished in 2023

Code	Name of work	Approved budget (euros)	Initially approved amount (euros)	Approved in year (euros)	Situation
a) In new work projects					
HU1A1004 (SPIN HU00147)	Upgrading of the navigation channel to new traffic	366,353.00	344,196.59	95,971.76	In progress
HU1A3004 (SPIN HU00012)	North expansion of the South Wharf	42,128,173.68	42,128,173.68	7,610,926.89	Finished
HU1E1005 (SPIN HU00076)	Widening the access road to the South Wharf	8,441,941.13	7,074,711.00	1,367,230.13	Finished
HU1E9003 (SPIN HU00093)	New Single Access to the Outer Port	3,019,200.87	1,464,460.61	1,464,460.61	In progress
HU1A3010 (SPIN HU00018)	New ro-ro platform on the South Wharf at the Port of Huelva	19,474,690.12	11,372,787.72	8,894,931.53	In progress
HU1B2003 (SPIN HU00027)	Pavement expansion and electrical power of the Mineral Dock	2,784,261.65	1,197,240.56	1,197,240.56	In progress
HU1B4006 (SPIN HU00051)	Majarabique terminal authorization of 550 trains	1,157,200.00	801,399.15	801,399.15	In progress
HU1E2007 (SPIN HU00093)	Development of new features of the rail safety facilities at the Port of Huelva (Phase 2 WP 4.2) (MRR)	2,722,020.71	1,159,288.90	610,279.47	In progress
HU1E2009 (SPIN HU00088)	H.V. Remodelling of the 2S2 access road to the South Wharf rail terminal (MRR)	3,026,400.00	1,476,932.30	1,476,932.30	In progress

Code	Name of work	Approved budget (euros)	Initially approved amount (euros)	Approved in year (euros)	Situation
HU1E2011 (SPIN HU00090)	A.T. drafting project "South Pier Terminal Expansion"	87,540.00	87,540.00	87,540.00	Finished
HU1E9004 (SPIN HU00094)	New link between the N-442 and the single access to the outer port	2,372,229.25	1,150,647.62	1,150,647.62	In progress
HU1H9012 (SPIN HU00140)	Installing CCTV cameras for port operations at the Port of Huelva	780,995.74	773,661.33	763,451.38	Finished
HU1B3007 (SPIN HU00040)	Connection of the South Pier sanitation to the basic network	2,404,782.53	1,440,689.13	1,440,689.13	In progress
HU1D9001 (SPIN HU00068)	Energy efficiency plan	432,289.48	432,289.48	9,295.00	Finished
HU1H2002 (SPIN HU00119)	Soil characterisation	900,000.00	210,878.50	43,530.99	In progress
HU1H9010	Digitization of port processes	4,370,846.42	3,560,036.03	771,007.70	In progress
HU1I1003	Network and cybersecurity infrastructures	471,755.92	471,755.92	43,380.90	In progress
	Infrastructure sensorization and digitalisation	2,620,476.39	1,053,700.55	582,431.30	In progress
HU1I9001	Adaptation of technologies to the port environment	14,840.10	7,420.05	7,420.05	In progress
	RAPID Project	104,303.24	48,087.76	48,087.76	In progress
HU1G5005	Computer equipment	9,029.82	9,029.82	9,029.82	Finished
HU1E9001	Measures to improve accessibility	38,750.00	19,375.00	19,375.00	In progress
HU1B4009	Comercialization of the Levante Wharf (O.T.G.)	425,000.00	85,000.00	0.00	In progress
HU1B4009	Upgrading of the Levante Wharf	579,817.75	433,618.28	304,122.41	In progress
HU1H1005	Refurbishing to guarantee the structural stability of the Tharsis wharf	5,820,142.86	2,789,528.76	1,827,564.38	In progress
HU1G2001	Technical assistance	599,678.30	599,678.30	599,678.30	Finished
HU1H9001	Other investments	1,513,227.58	1,513,227.58	1,513,227.58	Finished

Code	Name of work	Approved budget (euros)	Initially approved amount (euros)	Approved in year (euros)	Situation
HU1I1002	Applications and right of use	9,748.00	9,748.00	9,748.00	Finished
HU1G4002	Settlement	160,910.36	160,910.36	160,910.36	Finished
HU1H3001	2% cultural	50,408.61	50,408.61	50,408.61	Finished
Sum a)				32,960,918.69	
b) In conservation projects					
	Draft maintenance dredging in inland waters of the Port of Huelva	9,469,981.77	9,303,458.38	0.00	Finished
Sum b)				0.00	

Resume	
a) Investments in new work projects	32,960,918.69
b) Investments in conservation projects	0.00
Total	32,960,918.69

6.2 Description of the most important investments

In 2023, the Port Authority of Huelva invested 32.96 million euros to adapt its infrastructure to meet existing needs.

This year, the following major actions have been completed:

1. North extension of the South Quay.
2. Installation of video surveillance cameras for port operations in the Port of Huelva.
3. Remodelling works in the area surrounding the Monument to the Discovering Faith.

The following is a brief description of these works:

1. North Extension of the South Quay

The works consisted of extending the current South Quay of the Port of Huelva by 526 m in length. The structure is a screen pier with a main pier anchored to an anchor pier on the rear side. Both screens are made of sheet piling.

The project envisaged two different draft zones, one with a 10 m draft (southern half) and the other with a 6 m draft (northern half). However, the quay's design allows the depth to be adapted to the future needs of the Port Authority of Huelva up to a maximum depth of 17 metres.

The crowning level of the quay is +6.50 m (approximately, since the road surface has drainage slopes). The cantilever beam and the rear rail beam of the container crane are made of reinforced concrete and act as tie beams for the sheet pile screens.

Moreover, an area with a width of 40.75 m including the cantilever beam and the rail beams has been paved with HP-40 reinforced concrete with a thickness of 0.28 m, executed on a quarry run esplanade and a layer of artificial

gravel. From this point onwards, the finishing is provisional with a 1.25 m-thick layer of quarried material.

2. Installation of video surveillance cameras for port operations in the Port of Huelva

The Port of Huelva, thanks to the significant growth in the movement of goods and the diversity of its traffic, has become a leading industrial logistics node in the Peninsula and is currently the leading industrial enclave in Andalusia, second in Spain and, more importantly, the economic engine of Huelva and its surroundings. Thus, this project is especially significant due to the need to achieve the level of protection and security of port operations and maritime traffic.

The maritime traffic operating in the Port of Huelva is constantly growing, with vessels of various types (large gas and oil tankers, bulk carriers, cruise ships, containers, recreational craft, etc.) accessing the Port along a line of moorings more than 15 kilometres long, with entry/exit from the open sea through the Padre Santo Channel.

Despite the Port of Huelva having specific modern systems to control and manage maritime traffic through the Channel, it was necessary to add new video surveillance systems equipped with smart video analytics that allow all port operations taking place in real time and in any situation (day, night, rain, fog, etc.) to be visualised, enabling greater control of traffic flows.

To this end, a video surveillance network has been set up on the right bank of the estuary, along the entire road to the Juan Carlos I dock and its surroundings, with cameras positioned such that they provide continuous coverage of images of ships or vessels along their entire route, whether in the anchorage area or the inner harbour itself.

3. Remodelling work on the area around the Monument to the Discovering Faith

Having completed the refurbishment work on the Monument to the Discovering Faith in the summer of 2020, the project to remodel the area surrounding the Columbus Monument, the space around the symbolic cubist figure located at the Punta del Sebo, has been executed,

adding value to the entire area of the confluence between the rivers Tinto and Odiel.

The remodelling has led to the creation of a new multifunctional site for activities in the area of the promenade before the monument. The existing pedestrian area has been expanded up to the monument and its square. The entire area has also been equipped with new urban furniture similar to the Paseo de la Ría and Avenida Francisco Montenegro, as well as LED lighting, beacons and signage. The project executed in this area has sought to humanise and environmentally transform pedestrians' arrival, eliminating road traffic and connecting the marshland to the landscaped area, generating a multifunctional public space that is an attraction and encourages pedestrian traffic between the city and Punta del Sebo, passing through the Río Tinto Quay, the Paseo de la Ría, Avenida Francisco Montenegro and the various pedestrian paths. The last sector of action has been the Punta del Sebo promenade, which seeks to recover the historic eucalyptus promenade. As part of the Port of Huelva's sustainability strategy, a more sustainable irrigation system has also been installed, which will allow the green areas to be irrigated with raw water.

Other actions that began in previous years and which are **still being executed** are:

1. Partial demolition of the fish market and the exporters' warehouses.
2. Refurbishment to guarantee the stability and structural safety of the Compañía Española de Minas de Tharsis loading bay.
3. New Ro-Ro platform at the South Quay of the Port of Huelva.
4. Connection works for the South Quay Drainage.

The following is a brief description of these actions:

1. Partial demolition of the fish market and the exporters' warehouses

In recent years, the Port Authority of Huelva has been making an important effort to integrate the Port and the city. Within this area, the comprehensive remodelling of the Levante Quay is planned. To this end, a number of actions are being carried out, including the partial demolition of the fish market and the exporters' premises, the construction of the new fish market and new warehouses for fish and seafood exporters.

Both the new fish market and the new exporters' warehouses have already been completed, so the purpose of this action is the demolition of what remains, consisting of the partial demolition of the old fish market and the exporters' premises that still need to be demolished, to be able to continue with the complete remodelling of the quay.

2. Refurbishment to ensure the stability and structural safety of the Compañía Española de Minas de Tharsis Loading Dock

The loading dock of the Compañía Española de Minas de Tharsis is an important symbolic element for the city of Huelva, due to its important role in the economic and social development of the area and its link to its recent history. It is a symbol of identity which the citizens are calling to be restored.

The works involve a series of actions required to guarantee the stability and structural safety of the Loading Dock, as the general state of deterioration of the structure of the dock is currently very advanced.

3. New Ro-Ro Platform at the South Quay of the Port of Huelva

A large part of the loading and unloading operations at the South Quay are performed by rolling means using gangways located at the stern of the ships. At present, the quay has a ramp for Ro-Ro vessels 200 m from the southern end, with capacity for 2 vessels, which allows the operation of vessels around 175 m long and 27 m wide.

Due to the recent increase in this type of traffic, following the implementation of a new regular line with the Canary Islands, and given the forecasts for growth and the addition of new regular ro-ro lines with North Africa, it is necessary to improve the quay's operation by building a new Ro-Ro ramp at the southern end of the quay, which is compatible with the current ramp, so that up to four Ro-Ro vessels can operate simultaneously in the future.

4. Connection works for the South Quay drainage system

Currently, the South Quay has a sewage system using accumulation in tanks, which is insufficient in the medium term to house the facilities being developed there, such as the Multifunctional Building and the new Rearrangement of Accesses to the South Quay, which houses several buildings. There are several decanting wells where wastewater is discharged, which are emptied periodically, and which are not connected to the Basic Network.

Therefore, this action will develop a sewage collection system that connects the south quay with the Basic Network, specifically at the Villafría pumping station, whence it is pumped to the treatment plant.

This action is financed with funds from the Recovery and Resilience Mechanism (RRM).

Moreover, the following actions were initiated:

1. New single access to the Outer Harbour.
2. Enlargement of the paving and electrical power at the Minerals Quay.
3. Works on the construction project to allow the operation of 550 m-long trains in the Majorabique complex.
4. Rehabilitation of track 2S2.
5. Enlargement of the car park at Punta del Sebo.
6. Refurbishment of Casa del Vigía.

1. New single access to the Outer Harbour

The works included in this project involve building an access to the Outer Harbour from the existing oval roundabout-type level intersection of the N-442 with the H-624 to Palos de la Frontera and the installation of a new, modern access control system. The planned layout will be adaptable to the new future layout of the N-442 proposed by the Ministry of Development. It includes a road with a different level crossing to avoid the current railway running parallel to the boundary of the Port Authority's public domain.

2. Enlargement of paving and electrical power at the Minerals Wharf

The works consist of paving the Minerals Wharf to enlarge the operational surface area of exploitation that is currently unpathed; to execute a new drainage network that empties into the collectors connecting to the recently-executed retention tank, as well as medium voltage lines to supply the new transformation centre and low voltage installation, to comply with the Innovation Plan for Transport and Infrastructure 2017-20250 of the Ministry of Transport, Mobility and Urban Agenda.

3. Construction project works to enable the operation of 550-metre-long trains in the Majorabique complex

The Majorabique Intermodal Terminal is a Logistics Platform that is fully integrated with the South Quay terminal of the Port of Huelva, whose development and specialisation is a priority for the APH due to its location and characteristics.

In response to the need to improve this intermodal platform, the aim is to design the remodelling of the northern railhead of the Commercial Depots of the Majorabique Station to obtain a useful track length of 550m on the two tracks granted to the APH, which involves modifying and displacing the track devices currently installed to rearrange the railhead at the fan of sidings. This action is financed with funds from the Recovery and Resilience Mechanism (RRM).

4. Restoration of track 2S2

Since Law 39/2003, of 17 November, on the Railway Sector came into force, the Port Authorities of each Port of General Interest

exercise certain functions assigned to the rail infrastructure manager with respect to the existing rail infrastructure in the Ports of General Interest.

The Port Authority of Huelva therefore took the decision to improve the railway infrastructure, which was inherited from the former RENFE in a poor state and has been carrying out actions to improve the entire infrastructure.

The purpose of this action is to restore track 2S2 in the following sections:

- Section I: Track 2S2-2 from km 0+080 to km 1+178. 1+178.
- Section II: Track 2S2-1 from k.p. 2+970 to k.p. 2+970. 2+970 to k.p. 3+740.
- Section III: Track 2S2-2 from k.p. 4+380 to k.p. 4+380 to k.p. 4+380. 4+380 to k.p. 6+340.

In these sections, the current bedding layers will be restored and rehabilitated: sub-ballast and ballast, and the current wooden sleepers and the RN-45 type rail will be replaced. This action is financed with funds from the Recovery and Resilience Mechanism (RRM).

5. Expansion of the car park at Punta del Sebo

This action aims to meet the needs of the number of parking spaces available, so the total number of parking spaces will be as follows:

- Parking spaces for vehicles: 129 units.
- Parking spaces for people with reduced mobility: 4 units.
- Parking spaces for motorcyclists: 6 units.

To enlarge these parking spaces, the adjoining undeveloped plot of land will be used, where the existing pavements and pathways will have to be demolished and dismantled, earthworks will have to be carried out to prepare the land and then pavements and pathways will have to be laid with drainage, lighting and vertical and horizontal signposting.

6. Refurbishment of the Casa del Vigía

The Casa del Vigía building was restored by the Port Authority of Huelva in 2006 and transferred to Palos de la Frontera Town Council, together with the Casa de los Prácticos and the Pasarela de Pesca Deportiva, for twenty years, renewable. However, before the end of these twenty years, these structures were returned to the Port of Huelva.

Once the building was returned, pathology studies were carried out to determine its condition. These studies concluded that these were “structures with deterioration or pathologies that could result in a modification of the resistant behaviour or a significant reduction service levels,” which is why rehabilitation work is required.

The purpose of the project to refurbish the ‘Casa del Vigía’ building owned by the Port Authority of Huelva, which is located in the municipality of Palos de la Frontera (Huelva).

Besides the projects necessary to execute some of the investments described above, some projects have been drafted during 2023, some of which are still being executed, among which the following stand out:

- Project to adapt the channel to new traffic.
- Project to enlarge the railway terminal.
- Levante Quay remodelling project.
- Quay project for the liquid bulk terminal to the south of the Ingeniero Juan Gonzalo quay.



REGULAR SHIPPING LINES

Description	Shipping Agent	Route	Traffic	Frequency	Weekly services
Naviera Armas	Naviera Armas S.A.	Huelva-Lanzarote-Las Palmas de Gran Canaria-Santa Cruz de Tenerife-Huelva	Ro-Pax	Weekly	1
Containerships. Cma-Cgm Group. (Ciss Service)	CMA CGM Ibérica, S.A.U.	Huelva- Tilbury-Hamburgo-Rotterdam- Ferrol- Las Palmas de Gran Canaria- Santa Cruz de Tenerife- Casablanca-Gibraltar-Cádiz-Huelva	Container	Weekly	1
Alisios	Termisur Eurocargo, S.A	Huelva- Las Palmas de Gran Canaria-Santa Cruz de Tenerife-Fuerteventura-Lanzarote-Huelva	Container	Weekly	1
Balearia+Fred Olsen (Cbs)	Balearia Eurolíneas Marítimas, S.A.	Huelva-Las Palmas de Gran Canaria-Tenerife-Huelva	Ro-Ro/Ro-Pax	Weekly	3
Maghreb Container International (Mci)	Termisur Eurocargo, S.A	Huelva – Casablanca – Barcelona – Castellón - Alicante-Huelva	Container	Weekly	1
Total					7

